


Care & Maintenance Product Guide

Smart Solutions for Stone, Tile, & Grout Care

Fall 2011



AQUA MIX

Smarter Products.
Professional Results.



From
North America's
Best Selling
Sealer
Company

Aqua Mix is a leading provider of innovative care products for natural stone, tile and grout due to a dedication to professional results and unparalleled customer service.

Professional contractors depend on the lasting beauty and durability of each installation, so they depend on Aqua Mix products to clean and protect each surface.

Whether the installation is natural stone, porcelain, or ceramic tile, each type has unique properties and unique needs for care and maintenance. The proper sealers, cleaners, and other care products are an integral part of preserving the natural beauty of stone, and Aqua Mix offers a professional line of products to address these unique needs.

Sealers

The first step to preserving the natural beauty of natural stone, grout, and tile with professional formulas for a variety of needs.

Cleaners

Non-acidic formulas designed specifically to clean stone, tile and grout without damaging the surface.

Problem Solvers

Products that go beyond routine cleaning to address the special needs of new and existing stone and tile installations.

Stone Restoration Products

Unique products that revive and restore.

Colorants

Formulas that color and recolor to enhance and rejuvenate new and existing installations.

This Care and Maintenance Product Guide provides all the information needed for simple care, protection, and maintenance needs for tile or stone surfaces. Aqua Mix is dedicated to the preservation of quality installations.



CUSTOM[®]

© AQUA MIX, INC 2012
Customer Support 800-272-8786
Technical Services 800-282-8786
custombuildingproducts.com



TABLE OF CONTENTS

MAINTENANCE GUIDES by TILE/STONE TYPE

Adoquin/Cantera Stone..... 9
 Agglomerate Stone/Cement (Terrazzo)10
 Agglomerate Stone/Epoxy11
 Brick.....12
 Ceramic Tile13
 Concrete Tile14
 Granite.....15-17
 Grout18
 Limestone – Pre-Grouting Sealing 19-21
 Marble – Pre-Grouting Sealing.....22-24
 Porcelain Tile 25
 Quarry Tile26
 Saltillo27
 Sandstone; Bluestone; Brownstone 28
 Shellstone.....29
 Slate.....30
 Soapstone 31
 Terra-Cotta Tile.....32
 Terrazzo 33
 Travertine.....34-35

DATA SHEETS (English & Spanish)

SEALERS

Enrich'N'Seal™39-42
 Floor Shine & Hardener 43-46
 Grout Sealer.....47-50
 SameDay™ Grout Sealer 51-54
 High Gloss Sealer55-58
 Penetrating Sealer 59-62
 Pro-Solv®..... 63-66
 Seal & Finish Low Sheen 67-70
 Sealers Choice® Gold71-74
 Stone Enhancer 75-78
 Ultra-Solv®79-82
 Sealer Application Kit 83-86

SEALER SELECTION GUIDE 87

CLEANER & RESEALERS

Polished Granite Cleaner & Resealer 89-90
 Marble, Travertine, Limestone & Slate
 Polished Granite Cleaner & Resealer 91-92

CLEANERS

AquaShield™ 94-97
 AquaKleen™98-101
 Brilliance®102-105
 Concentrated Stone & Tile Cleaner 106-109
 Grout Deep Clean110-113
 Heavy-Duty Tile & Grout Cleaner114-117
 Stone Clean & Shine118-121
 Stone Deep Clean122-125
 1 & 2 Deep Clean.....124-129

PROBLEM SOLVERS

Phosphoric Acid Substitute132-135
 Eff-Ex®136-139
 Grout Haze Clean-Up140-143
 Grout Release144-147
 NanoScrub®148-151
 Poultice Stain Remover152-155
 Sealer & Coating Remover.....156-159
 Sulfamic Acid Crystals160-163
 Ex-Treme®164-167

STONE RESTORATION PRODUCTS

Knockdown®170-173
 Renee®174-177
 Reviver®178-181

GROUT COLORANTS

Grout Colorant Pre-Treat Cleaner.....184-187
 Grout Colorant188-191
 Aqua Stain192-195

PROBLEM SOLVERS GUIDE196-227

TECHNICAL BULLETINS229-248

LEED CERTIFICATION249-259

MAINTENANCE GUIDES

Pre-Grouting Sealing

Purpose: To protect porous stone from grout staining and ease grout clean-up.

Desired Result	Product Options	# of Coats	Approx. Coverage Per/Coat Per/Gal (3.78 L)	Cure Time Prior To Grouting	Int.	Ext.	Notes
Premium No-Sheen Natural Look	Sealer's Choice® Gold Ultra-Solv®	1	300 sq. ft. (28 m ²)	2 hours	Yes	Yes	Recommended for maximum stain protection when a no-sheen, natural look is required.
Economical No-Sheen Natural Look	Penetrating Sealer Pro-Solv®	1	300 sq. ft. (28 m ²)	2 hours	Yes	Yes	Provides more limited protection than premium sealers.
Low-Medium Sheen	Seal & Finish Low Sheen	1	300 sq. ft. (28 m ²)	2 hours	Yes	Yes	Easy reapplication. No stripping necessary. Excellent stain protection.
High-Sheen (Interior Only)	High-Gloss Sealer	1	300 sq. ft. (28 m ²)	2 hours	Yes	No	Easy reapplication.
Premium No-Sheen Darkened Color Enhancement	Enrich'N'Seal™	1	400 sq. ft. (37 m ²)	2 hours	Yes	Yes	Use only on unsealed stone surfaces. Critical to test for desired look as darkening is non-reversible.
Economical No-Sheen Darkened Color Enhancement	Stone Enhancer	1	400 sq. ft. (37 m ²)	2 hours	Yes	Yes	Use only on unsealed stone surfaces. Test for desired look as darkening is non-reversible.

Sealing/Finishing

Purpose: To protect porous stone from sub-surface staining and ease ongoing maintenance.

Desired Result	Product Options	# of Coats	Approx. Coverage Per/Coat Per/Gal (3.78 L)	Grout Cure Time Prior To Sealing	Expected Wear	Int.	Ext.	Notes
Premium No-Sheen Natural Look	Sealer's Choice® Gold Ultra-Solv®	2	400 - 600 sq. ft. (35 m ² -55 m ²)	48 hours	Up to 15 Yrs	Yes	Yes	Recommended for maximum stain protection when a no-sheen, natural look is required.
Economical No-Sheen Natural Look	Penetrating Sealer Pro-Solv®	2	400 - 600 sq. ft. (35 m ² -55 m ²)	48 hours	Up to 5 Yrs Up to 10 Yrs	Yes	Yes	Provides more limited protection than premium sealers.
Low-Medium Sheen	Seal & Finish Low Sheen	3-4	400 - 600 sq. ft. (35 m ² -55 m ²)	48 hours	Up to 3 Yrs	Yes	Yes	Easy reapplication. No stripping necessary. Excellent stain protection.
High-Sheen (Interior Only)	High-Gloss Sealer	3-4	400 - 600 sq. ft. (35 m ² -55 m ²)	48 hours	Up to 3 Yrs	Yes	No	Easy reapplication.
Premium No-Sheen Darkened Color Enhancement	Enrich'N'Seal™	1-2	500 - 1,000 sq. ft. sq. ft. (45 m ² -95 m ²)	48 hours	Up to 15 Yrs	Yes	Yes	Use only on unsealed stone - seals the surface as it darkens. Critical to test for desired look as darkening is non-reversible.
Economical No-Sheen Darkened Color Enhancement	Stone Enhancer	1-2	500 - 1,000 sq. ft. sq. ft. (45 m ² -95 m ²)	48 hours	Up to 5 Yrs	Yes	Yes	Use only on unsealed stone - seals the surface as it darkens. Test for desired look as darkening is non-reversible.

Maintenance

Purpose: To safely maintain a clean stone and grout surface and to preserve the stone's beauty and integrity.

Type of Maintenance	Product Options	Dilution Ratio	Expected Coverage Per Gallon (3.78 L)	Notes
Routine	Concentrated Stone & Tile Cleaner AquaKleen™	1-4 oz./gallon of water (30-118 ml/3.78 L) Use undiluted	10,000-20,000 sq. ft. (930 m ² -1,860 m ²)	Highly-concentrated. Neutral pH. For regular use. Quick spray and wipe cleaning.
Periodic Heavy-Duty	Stone Deep Clean Heavy-Duty Tile & Grout Cleaner	Add up to 4 parts water	500 sq. ft. - 600 sq. ft. (45 m ² -55 m ²)	Contains no acid. Safe on stone, grout and mortar.
Periodic Heavy-Duty Large Commercial Areas	1&2 Deep Clean	1/4 to 1/2 cup (60-120 ml) of powder and liquid to 2 1/2 gallons (9.5 L) of water	8,000 - 32,000 sq. ft. (743 m ² -973 m ²)	Recommended for large commercial floor applications.

Agglomerate Stone/Cement

Pre-Grouting Sealing

Purpose: To protect Agglomerate Stone/Cement from grout staining and ease grout clean-up

Desired Result	Product Options	# of Coats	Approx. Coverage Per/Coat Per/Gal (3.78 L)	Cure Time Prior To Grouting	Int.	Ext.	Notes
Premium No-Sheen Natural Look	Sealer's Choice® Gold Ultra-Solv®	1	1,000 sq. ft. (95 m²)	2 hours	Yes	Yes	Recommended in food preparation or serving areas for maximum stain protection when a no-sheen, natural look is required.
Economical No-Sheen Natural Look	Penetrating Sealer Pro-Solv®	1	1,000 sq. ft. (95 m²)	2 hours	Yes	Yes	Provides limited protection in food preparation and serving areas.
Premium Darkened Color Enhancement	Enrich'N'Seal™	1	1,200 sq. ft. (115 m²)	2 hours	Yes	Yes	Recommended on porous, unsealed surfaces. Sealer darkens. Critical to test for desired results as darkening is non-reversible.
Economical Darkened Color Enhancement	Stone Enhancer	1	1,200 sq. ft. (115 m²)	2 hours	Yes	Yes	Recommended on porous, unsealed surfaces. Sealer darkens. Critical to test for desired results as darkening is non-reversible.

Note Most epoxy-bodied terrazzo is impervious and will not accept a sealer.

Terrazzo (Sealing)

Purpose: To protect porous stone from sub-surface staining and ease ongoing maintenance.

Desired Result	Product Options	# of Coats	Approx. Coverage Per/Coat Per/Gal (3.78 L)	Grout Cure Time Prior To Sealing	Expected Wear	Int.	Ext.	Notes
Premium No-Sheen Natural Look	Sealer's Choice® Gold Ultra-Solv®	1-2	1,000 - 1,200 sq. ft. (95 m²-110 m²)	48 hours	Up to 15 Yrs	Yes	Yes	Recommended for max stain protection when a natural look is required.
Economical No-Sheen	Penetrating Sealer Pro-Solv®	1-2	1,000 - 1,200 sq. ft. (95 m²-110 m²)	48 hours	Up to 5 Yrs Up to 10 Yrs	Yes	Yes	Provides more limited protection than premium sealers.
Premium No-Sheen Darkened Color Enhancement	Enrich'N'Seal™	1	1,500 sq. ft. (140 m²)	48 hours	Up to 15 Yrs	Yes	Yes	Use only on unsealed terrazzo – seals the surface as it darkens. Test for desired look as darkening is non-reversible.
Economical No-Sheen Darkened Color Enhancement	Stone Enhancer	1	1,500 sq. ft. (140 m²)	48 hours	Up to 5 Yrs	Yes	Yes	Use only on unsealed terrazzo – seals the surface as it darkens. Critical to test for desired look as darkening is non-reversible.

Maintenance

Purpose: To safely maintain a clean stone and grout surface and to preserve the stone's beauty and integrity.

Type of Maintenance	Product Options	Dilution Ratio	Expected Coverage Per Gallon (3.78 L)	Notes
Routine	Concentrated Stone & Tile Cleaner AquaKleen™	1-4 oz./gallon of water (30-118 ml/3.78 L) Use undiluted	10,000-20,000 sq. ft. (930 m²-1,860 m²)	Highly-concentrated. Neutral pH. For regular use. Quick spray and wipe cleaning.
Routine Countertops & Walls	Stone Clean & Shine Brilliance®	Use undiluted	N/A	Designed to clean and polish – helps maintain factory shine. Not for floors.
Periodic Heavy-Duty	Stone Deep Clean Heavy-Duty Tile & Grout Cleaner	Add up to 4 parts water	500 sq. ft. - 600 sq. ft. (45 m²-55 m²)	Contains no acid. Safe on stone, grout and mortar. Removes wax-type finishes.
Periodic Heavy-Duty Large Commercial Areas	1&2 Deep Clean	1/4 to 1/2 cup (60-120 ml) of powder and liquid to 2 1/2 gallons (9.5 L) of water	8,000 - 32,000 sq. ft. (743 m²-2,973 m²)	Recommended for large commercial floor applications.

Note: Heavy-duty alkaline cleaners will remove wax-type finishes.

Agglomerate Stone/Epoxy

Pre-Grouting Sealing

Purpose: To protect Agglomerate Stone/Cement from grout staining and ease grout clean-up.

Desired Result	Product Options	# of Coats	Approx. Coverage Per/Coat Per/Gal (3.78 L)	Cure Time Prior To Grouting	Int.	Ext.	Notes
Premium No-Sheen Natural Look	Sealer's Choice® Gold Ultra-Solv®	1	1,000 sq. ft. (95 m ²)	2 hours	Yes	Yes	Recommended in food preparation or serving areas for maximum stain protection when a no-sheen, natural look is required.
Economical No-Sheen Natural Look	Penetrating Sealer Pro-Solv®	1	1,000 sq. ft. (95 m ²)	2 hours	Yes	Yes	Provides limited protection in food preparation and serving areas.
Premium Darkened Color Enhancement	Enrich'N'Seal™	1	1,200 sq. ft. (115 m ²)	2 hours	Yes	Yes	Recommended on porous, unsealed surfaces. Sealer darkens. Critical to test for desired results as darkening is non-reversible.
Economical Darkened Color Enhancement	Stone Enhancer	1	1,200 sq. ft. (115 m ²)	2 hours	Yes	Yes	Recommended on porous, unsealed surfaces. Sealer darkens. Critical to test for desired results as darkening is non-reversible.

Note: Most epoxy-bodied terrazzo is impervious and will not accept a sealer.

Sealing

Purpose: To protect Agglomerate Stone/Cement from grout staining and ease grout clean-up.

Desired Result	Product Options	# of Coats	Approx. Coverage Per/Coat Per/Gal	Grout Cure Time Prior (3.78 L)	Expected Wear To Sealing	Int.	Ext.	Notes
Premium No-Sheen Natural Look	Sealer's Choice® Gold Ultra-Solv®	1-2	1,000 - 1,200 sq. ft. (95 m ² -110 m ²)	48 hours	Up to 15 Yrs	Yes	Yes	Recommended for max. stain protection when a natural look is required.
Economical No-Sheen Natural Look	Penetrating Sealer Pro-Solv®	1-2	1,000 - 1,200 sq. ft. (95 m ² -110 m ²)	48 hours	Up to 5 Yrs Up to 10 Yrs	Yes	Yes	Provides more limited protection than premium sealers.
Premium No-Sheen Darkened Color Enhancement	Enrich'N'Seal™	1	1,500 sq. ft. (140 m ²)	48 hours	Up to 15 Yrs	Yes	Yes	Use only on unsealed terrazzo – seals the surface as it darkens. Test for desired look as darkening is non-reversible.
Economical No-Sheen Darkened Color Enhancement	Stone Enhancer	1	1,500 sq. ft. (140 m ²)	48 hours	Up to 5 Yrs	Yes	Yes	Use only on unsealed terrazzo – seals the surface as it darkens. Test for desired look as darkening is non-reversible.

Finishing

Purpose: To provide and maintain a protective wear-layer and enhance the surface shine on walls and countertops.

Type of Maintenance	Product Options	Dilution Ratio	Expected Coverage	Int	Ext	Notes
Protect Factory Polish on Countertops and Walls	Stone Clean & Shine Brilliance®	Use undiluted	N/A	Yes	No	Designed to polish and clean – helps maintain factory shine. Not recommended for floors.

Maintenance

Purpose: To safely maintain a clean agglomerate stone/epoxy and grout surface and to preserve the stone's beauty and integrity.

Type of Maintenance	Product Options	Dilution Ratio	Expected Coverage Per Gallon (3.78 L)	Notes
Routine	Concentrated Stone & Tile Cleaner AquaKleen™	1-4 oz./gallon of water (30-118 ml/3.78 L) Use undiluted	10,000-20,000 sq. ft. (930 m ² -1,860 m ²)	Highly-concentrated. Neutral pH. For regular use. Quick spray and wipe cleaning.
Routine Countertops & Walls	Stone Clean & Shine Brilliance®	Use undiluted	N/A	Designed to clean and polish – helps maintain factory shine. Not for floors.
Periodic Heavy-Duty	Stone Deep Clean Heavy-Duty Tile & Grout Cleaner	Add up to 4 parts water	500 sq. ft. - 600 sq. ft. (45 m ² -55 m ²)	Contains no acid. Safe on stone, grout and mortar. Removes wax-type finishes.
Periodic Heavy-Duty Large Commercial Areas	1&2 Deep Clean	1/4 to 1/2 cup (60-120 ml) of powder and liquid to 2 1/2 gallons (9.5 L) of water	8,000 - 32,000 sq. ft. (743 m ² -2,973 m ²)	Recommended for large commercial floor applications

Note: Heavy-duty cleaners will remove wax-type finishes.

Brick

Pre-Grouting Sealing

Purpose: To protect porous brick from grout staining and ease grout clean-up.

Desired Result	Product Options	# of Coats	Approx. Coverage Per/Coat Per/Gal (3.78 L)	Cure Time Prior To Grouting	Int.	Ext.	Notes
Temporary Grouting Protection	Grout Release	1-2	300-600 sq. ft. (25 m ² -55 m ²)	2 hours	Yes	Yes	Use as a temporary aide to facilitate grouting process on wire-cut or rough, textured surface.
Premium No-Seen Natural Look	Sealer's Choice® Gold Ultra-Solv®	1	400 sq. ft. (35 m ²)	2 hours	Yes	Yes	Recommended for maximum stain protection when a no-sheen, natural look is required.
Economical No-Seen Natural Look	Penetrating Sealer Pro-Solv®	1	400 sq. ft. (35 m ²)	2 hours	Yes	Yes	Provides more limited protection than premium sealers.
Low-Medium Sheen	Seal & Finish Low Sheen	1	400 sq. ft. (35 m ²)	2 hours	Yes	Yes	Easy reapplication. No stripping necessary. Excellent stain protection.
High-Sheen (Interior Only)	High-Gloss Sealer	1	400 sq. ft. (35 m ²)	2 hours	Yes	No	Easy reapplication.
Premium No-Seen Darkened Color Enhancement	Enrich'N'Seal™	1	500 sq. ft. (45 m ²)	2 hours	Yes	Yes	Use only on unsealed brick surfaces. Test for desired look as darkening is non-reversible.
Economy No-Seen Darkened Color Enhancement	Stone Enhancer	1	500 sq. ft. (45 m ²)	2 hours	Yes	Yes	Use only on unsealed brick surfaces. Test for desired look as darkening is non-reversible.

Sealing/Finishing

Purpose: To protect porous brick from sub-surface staining and ease ongoing maintenance.

Desired Result	Product Options	# of Coats	Approx. Coverage Per/Coat Per/Gal (3.78 L)	Grout Cure Time Prior To Sealing	Expected Wear	Int.	Ext.	Notes
Premium No-Seen Natural Look	Sealer's Choice® Gold Ultra-Solv™	2	400 - 600 sq. ft. (35 m ² -55 m ²)	48 hours	Up to 15 Yrs	Yes	Yes	Recommended for maximum stain protection when a no-sheen, natural look is required.
Economical No-Seen Natural Look	Penetrating Sealer Pro-Solv®	2	400 - 600 sq. ft. (35 m ² -55 m ²)	48 hours	Up to 5 Yrs Up to 10 Yrs	Yes	Yes	Provides more limited protection than premium sealers.
Low-Medium Sheen	Seal & Finish Low Sheen	2-3	400 - 600 sq. ft. (35 m ² -55 m ²)	48 hours	Up to 3 Yrs	Yes	Yes	Easy reapplication. No stripping necessary. Excellent stain protection.
High-Sheen (Interior Only)	High-Gloss Sealer	2-3	400 - 600 sq. ft. (35 m ² -55 m ²)	48 hours	Up to 3 Yrs	Yes	No	Easy reapplication.
Premium No-Seen Darkened Color Enhancement	Enrich'N'Seal™	1-2	500 - 1,000 sq. ft. sq. ft. (45 m ² -95 m ²)	48 hours	Up to 15 Yrs	Yes	Yes	Use only on unsealed brick – seals the surface as it darkens. Critical to test for desired look as darkening is non-reversible.
Economical No-Seen Darkened Color Enhancement	Stone Enhancer	1-2	500 - 1,000 sq. ft. sq. ft. (45 m ² -95 m ²)	48 hours	Up to 5 Yrs	Yes	Yes	Use only on unsealed brick – seals the surface as it darkens. Test for desired look as darkening is non-reversible.

Maintenance

Purpose: To safely maintain a clean brick, grout and mortar surface and to preserve the stone's beauty and integrity.

Type of Maintenance	Product Options	Dilution Ratio	Expected Coverage Per Gallon (3.78 L)	Notes
Routine	Concentrated Stone & Tile Cleaner	1-4 oz./gallon of water (30-118 ml/3.78 L)	10,000-20,000 sq. ft. (930 m ² -1,860 m ²)	Highly-concentrated. Neutral pH. For regular use.
Periodic Heavy-Duty	Heavy-Duty Tile & Grout Cleaner Stone Deep Clean	Add up to 4 parts water	500 sq. ft. - 600 sq. ft. (45 m ² -55 m ²)	Contains no acid. Safe on stone, grout and mortar.
Periodic Heavy-Duty Large Commercial Areas	1&2 Deep Clean	1/4 to 1/2 cup (60-120 ml) of powder and liquid to 2 1/2 gallons (9.5 L) of water	8,000 - 32,000 sq. ft. (743 m ² - 2,973 m ²)	Recommended for large commercial floor applications.

Ceramic Tile Textured/Unglazed

Crazed Glaze Pre-Grouting Protection

Purpose: To protect pitted or crazed glaze ceramic tile from grout staining and ease grout clean-up.

Desired Result	Product Options	# of Coats	Approx. Coverage Per/Coat Per/Gal (3.78 L)	Cure Time Prior To Grouting	Int.	Ext.	Notes
Temporary Grouting Protection	Floor Shine & Hardener	1	1,000 sq. ft (95 m ²)	2 hours	Yes	No	Grout Manufacturer's recommended clean-up should remove Floor Shine & Hardener at time of grout clean-up

Helpful tip: Add Aqua Mix Grout Haze Clean-Up to last bucket of clean water used in grout clean-up. This will facilitate removal of remaining grout residue on surface.

Interior Areas Only High-Sheen Finishing

Purpose: To create a surface sheen on rough-textured finish Ceramic Tile - Interior areas only.

Desired Result	Product Options	# of Coats	Approx. Coverage Per/Coat Per/Gal (3.78 L)	Grout Cure Time Prior To Sealing	Expected Wear	Int.	Ext.	Notes
High-Sheen Finish	High-Gloss Sealer	1-2	800-1,000 sq. ft. (75 m ² -95 m ²)	48 hours	Up to 3 Yrs	Yes	No	Rough/textured interior surfaces only. Easy reapplication.

Sealing/Finishing

Purpose: To safely maintain a clean stone and grout surface and to preserve the stone's beauty and integrity.

Type of Maintenance	Product Options	Dilution Ratio	Expected Coverage Per Gallon (3.78 L)	Notes
Routine	Concentrated Stone & Tile Cleaner AquaKleen™	1-4oz./gallon of water (30-118 ml/3.78 L) Use undiluted	10,000-20,000 sq. ft. (930 m ² -1,860 m ²)	Highly-concentrated. Neutral pH. For regular use. Quick spray and wipe cleaning.
Periodic Heavy-Duty	Heavy-Duty Tile & Grout Cleaner Stone Deep Clean	Add up to 4 parts water	500 sq. ft. - 600 sq. ft. (45 m ² -55 m ²)	Contains no acid. Safe on stone, grout and mortar. Will remove floor finishes.
Periodic Heavy-Duty Large Commercial Areas	1&2 Deep Clean	1/4 to 1/2 cup (60-120 ml) powder and liquid to 2 1/2 gallons (9.5 L) of water	8,000 - 32,000 sq. ft. (743 m ² -2,973 m ²)	Recommended for large commercial floor applications. Will remove floor finishes.

Maintenance

Purpose: To safely maintain a clean brick, grout and mortar surface and to preserve the stone's beauty and integrity.

Type of Maintenance	Product Options	Dilution Ratio	Expected Coverage Per Gallon (3.78 L)	Notes
Routine	Concentrated Stone & Tile Cleaner AquaKleen™	1-4 oz./gallon of water (30-118 ml/3.78 L) Use undiluted	10,000-20,000 sq. ft. (930 m ² -1,860 m ²)	Highly-concentrated. Neutral pH. For regular use. Quick spray and wipe cleaning.
Periodic Heavy-Duty	Heavy-Duty Tile & Grout Cleaner Stone Deep Clean	Add up to 4 parts water	500 sq. ft. - 600 sq. ft. (45 m ² -55 m ²)	Contains no acid. Safe on stone, grout and mortar. Will remove floor finishes.
Periodic Heavy-Duty Large Commercial Areas	1&2 Deep Clean	1/4 to 1/2 cup (60-120 ml) powder and liquid to 2 1/2 gallons (9.5 L) of water	8,000 - 32,000 sq. ft. (743 m ² -2,973 m ²)	Recommended for large commercial floor applications. Will remove floor finishes.

Concrete Tile – Unsealed

Pre-Grouting Sealing

Purpose: To protect porous tile from staining and ease grout clean-up.

Desired Result	Product Options	# of Coats	Approx. Coverage Per/Coat Per/Gal (3.78 L)	Cure Time Prior To Grouting	Int.	Ext.	Notes
Premium No-Sheen Natural Look	Sealer's Choice® Gold Ultra-Solv®	1	400 sq. ft. (35 m ²)	2 hours	Yes	Yes	Recommended for maximum stain protection when a no-sheen, natural look is required.
Economical No-Sheen Natural Look	Penetrating Sealer Pro-Solv®	1	400 sq. ft. (35 m ²)	2 hours	Yes	Yes	Provides more limited protection than premium sealers.
Low-Medium Sheen	Seal & Finish Low Sheen	1	400 sq. ft. (35 m ²)	2 hours	Yes	Yes	Easy reapplication. No stripping necessary. Excellent stain protection.
High-Sheen (Interior Only)	High-Gloss Sealer	1	400 sq. ft. (35 m ²)	2 hours	Yes	No	Easy reapplication.
Premium No-Sheen Darkened Color Enhancement	Enrich'N'Seal™	1	500 sq. ft. (45 m ²)	2 hours	Yes	Yes	Use only on unsealed concrete surfaces. Critical to test for desired look as darkening is non-reversible.
Economy No-Sheen Darkened Color Enhancement	Stone Enhancer	1	500 sq. ft. (45 m ²)	2 hours	Yes	Yes	Use only on unsealed concrete surfaces. Critical to test for desired look as darkening is non-reversible.

Sealing/Finishing

Purpose: To protect porous stone from sub-surface staining and ease ongoing maintenance.

Desired Result	Product Options	# of Coats	Approx. Coverage Per/Coat Per/Gal (3.78 L)	Grout Cure Time Prior To Sealing	Expected Wear	Int.	Ext.	Notes
Premium No-Sheen Natural Look	Sealer's Choice® Gold Ultra-Solv®	2	400 - 600 sq. ft. (35 m ² -55 m ²)	48 hours	Up to 15 Yrs	Yes	Yes	Recommended for maximum stain protection when a no-sheen, natural look is required.
Economical No-Sheen Natural Look	Penetrating Sealer Pro-Solv®	2	400 - 600 sq. ft. (35 m ² -55 m ²)	48 hours	Up to 5 Yrs Up to 3 Yrs	Yes	Yes	Provides more limited protection than premium sealers.
Low-Medium Sheen	Seal & Finish Low Sheen	2-3	400 - 600 sq. ft. (35 m ² -55 m ²)	48 hours	Up to 3 Yrs	Yes	Yes	Easy reapplication. No stripping necessary. Excellent stain protection.
High-Sheen (Interior Only)	High-Gloss Sealer	2-3	400 - 600 sq. ft. (35 m ² -55 m ²)	48 hours	Up to 3 Yrs	Yes	No	Easy reapplication.
Premium No-Sheen Darkened Color Enhancement	Enrich'N'Seal™	1-2	500 - 1,000 sq. ft. sq. ft. (45 m ² -95 m ²)	48 hours	Up to 15 Yrs	Yes	Yes	Use only on unsealed tile – seals the surface as it darkens. Critical to test for desired look as darkening is non-reversible.
Economical No-Sheen Darkened Color Enhancement	Stone Enhancer	1-2	500 - 1,000 sq. ft. sq. ft. (45 m ² -95 m ²)	48 hours	Up to 5 Yrs	Yes	Yes	Use only on unsealed tile – seals the surface as it darkens. Test for desired look as darkening is non-reversible.

Maintenance

Purpose: To safely maintain a clean tile and grout surface and to preserve the tile's beauty and integrity.

Type of Maintenance	Product Options	Dilution Ratio	Expected Coverage Per Gallon (3.78 L)	Notes
Routine	Concentrated Stone & Tile Cleaner AquaKleen™	1-4 oz./gallon of water (30-118 ml/3.78 L) Use undiluted	10,000-20,000 sq. ft. (930 m ² -1,860 m ²)	Highly-concentrated. Neutral pH. For regular use. Quick spray and wipe cleaning.
Periodic Heavy-Duty	Heavy-Duty Tile & Grout Cleaner Stone Deep Clean	Add up to 4 parts water	500 sq. ft. - 600 sq. ft. (45 m ² -55 m ²)	Contains no acid. Safe on concrete tile and grout.
Periodic Heavy-Duty Large Commercial Areas	1&2 Deep Clean	1/4 to 1/2 cup (60-120 ml) of powder and liquid to 2 1/2 gallons (9.5 L) of water	8,000 - 32,000 sq. ft. (743 m ² -.973 m ²)	Recommended for large commercial floor applications.

Pre-Grouting Sealing

Purpose: To protect porous stone from grout staining and ease grout clean-up.

Desired Result	Product Options	# of Coats	Approx. Coverage Per/Coat Per/Gal (3.78 L)	Cure Time Prior To Grouting	Int.	Ext.	Notes
Premium No-Sheen Natural Look	Sealer's Choice® Gold Ultra-Solv®	1	800 sq. ft. (75 m ²)	2 hours	Yes	Yes	Recommended for maximum stain protection when a no-sheen, natural look is required.
Economical No-Sheen Natural Look	Penetrating Sealer Pro-Solv®	1	800 sq. ft. (75 m ²)	2 hours	Yes	Yes	Provides more limited protection than premium sealers.
Premium No-Sheen Darkened Color Enhancement	Enrich'N'Seal™	1	1000 sq. ft. (95 m ²)	2 hours	Yes	Yes	Use only on unsealed stone surfaces. Critical to test for desired look as darkening is non-reversible.
Economical No-Sheen Darkened Color Enhancement	Stone Enhancer	1	1000 sq. ft. (95 m ²)	2 hours	Yes	Yes	Use only on unsealed stone surfaces. Test for desired look as darkening is non-reversible.

Helpful tip: Add Aqua Mix Grout Haze Clean-Up to last bucket of clean water used in grout clean-up. This will facilitate removal of remaining grout residue on stone surface.

Sealing

Purpose: To protect porous stone from sub-surface staining and ease ongoing maintenance.

Desired Result	Product Options	# of Coats	Approx. Coverage Per/Coat Per/Gal (3.78 L)	Grout Cure Time Prior To Sealing	Expected Wear	Int.	Ext.	Notes
Premium No-Sheen Natural Look	Sealer's Choice® Gold Ultra-Solv®	2	800 - 1,000 sq. ft. (75 m ² -95 m ²)	48 hours	Up to 15 Yrs	Yes	Yes	Recommended for maximum stain protection when a no-sheen, natural look is required.
Economical No-Sheen Natural Look	Penetrating Sealer Pro-Solv®	2	800 - 1,000 sq. ft. (75 m ² -95 m ²)	48 hours	Up to 5 Yrs Up to 10 Yrs	Yes	Yes	Provides more limited protection than premium sealers.
Premium No-Sheen Darkened Color Enhancement	Enrich'N'Seal™	1-2	1000 sq. ft. (95 m ²)	48 hours	Up to 15 Yrs	Yes	Yes	Use only on unsealed stone – seals the surface as it darkens. Critical to test for desired look as darkening is non-reversible.
Economical No-Sheen Darkened Color Enhancement	Stone Enhancer	1-2	1000 sq. ft. (95 m ²)	48 hours	Up to 5 Yrs	Yes	Yes	Use only on unsealed stone – seals the surface as it darkens. Test for desired look as darkening is non-reversible.

Maintenance

Purpose: To safely maintain a clean stone and grout surface and to preserve the stone's beauty and integrity.

Type of Maintenance	Product Options	Dilution Ratio	Expected Coverage Per Gallon (3.78 L)	Notes
Routine	Concentrated Stone & Tile Cleaner AquaKleen™	1-4 oz./gallon of water (30-118 ml/3.78 L) Use undiluted	10,000-20,000 sq. ft. (930 m ² -1,860 m ²)	Highly-concentrated. Neutral pH. For regular use. Quick spray and wipe cleaning.
Periodic Heavy-Duty	Stone Deep Clean Heavy-Duty Tile & Grout Cleaner	Add up to 4 parts water	500 sq. ft. - 600 sq. ft. (45 m ² -55 m ²)	Contains no acid. Safe on stone, grout and mortar.
Periodic Heavy-Duty Large Commercial Areas	1&2 Deep Clean	1/4 to 1/2 cup (60-120 ml) of powder and liquid to 2 1/2 gallons (9.5 L) of water	8,000 - 32,000 sq. ft. (743 m ² -973 m ²)	Recommended for large commercial floor applications.

Granite – Honed

Pre-Grouting Sealing

Purpose: To protect porous stone from grout staining and ease grout clean-up.

Desired Result	Product Options	# of Coats	Approx. Coverage Per/Coat Per/Gal (3.78 L)	Cure Time Prior To Grouting	Int.	Ext.	Notes
Premium No-Sheen Natural Look	Sealer's Choice® Gold Ultra-Solv®	1	1,000 sq. ft. (95 m ²)	2 hours	Yes	Yes	Recommended for maximum stain protection when a no-sheen, natural look is required.
Economical No-Sheen Natural Look	Penetrating Sealer Pro-Solv®	1	1,000 sq. ft. (95 m ²)	2 hours	Yes	Yes	Provides more limited protection than premium sealers.
Premium No-Sheen Darkened Color Enhancement	Enrich'N'Seal™	1	1,000 sq. ft. (95 m ²)	2 hours	Yes	Yes	Use only on unsealed stone surfaces. Critical to test for desired look as darkening is non-reversible.
Economical No-Sheen Darkened Color Enhancement	Stone Enhancer	1	1,000 sq. ft. (95 m ²)	2 hours	Yes	Yes	Use only on unsealed stone surfaces. Test for desired look as darkening is non-reversible.

Sealing

Purpose: To protect porous stone from sub-surface staining and ease ongoing maintenance.

Desired Result	Product Options	# of Coats	Approx. Coverage Per/Coat Per/Gal (3.78 L)	Grout Cure Time Prior To Sealing	Expected Wear	Int.	Ext.	Notes
Premium No-Sheen Natural Look	Sealer's Choice® Gold Ultra-Solv®	2	1,000 - 1,200 sq. ft. (95 m ² -110 m ²)	48 hours	Up to 15 Yrs	Yes	Yes	Recommended for maximum stain protection when a no-sheen, natural look is required.
Economical No-Sheen Natural Look	Penetrating Sealer Pro-Solv®	2	1,000 - 1,200 sq. ft. (95 m ² -110 m ²)	48 hours	Up to 5 Yrs Up to 10 Yrs	Yes	Yes	Provides more limited protection than premium sealers.
Premium No-Sheen Darkened Color Enhancement	Enrich'N'Seal™	1-2	1,000 - 1,200 sq. ft. (95 m ² -110 m ²)	48 hours	Up to 15 Yrs	Yes	Yes	Use only on unsealed stone – seals the surface as it darkens. Critical to test for desired look as darkening is non-reversible.
Economical No-Sheen Darkened Color Enhancement	Stone Enhancer	1-2	1,000 - 1,200 sq. ft. (95 m ² -110 m ²)	48 hours	Up to 5 Yrs	Yes	Yes	Use only on unsealed stone – seals the surface as it darkens. Test for desired look as darkening is non-reversible.

Sealing/Finishing

Purpose: To safely maintain a clean stone and grout surface and to preserve the stone's beauty and integrity.

Type of Maintenance	Product Options	Dilution Ratio	Expected Coverage Per Gallon (3.78 L)	Notes
Routine	Concentrated Stone & Tile Cleaner AquaKleen™	1-4 oz./gallon of water (30-118 ml/3.78 L) Use undiluted	10,000-20,000 sq. ft. (930 m ² -1,860 m ²)	Highly-concentrated. Neutral pH. For regular use. Quick spray and wipe cleaning.
Periodic Heavy-Duty	Stone Deep Clean Heavy-Duty Tile & Grout Cleaner	Add up to 4 parts water	500 - 600 sq. ft. (45 m ² -55 m ²)	Contains no acid. Safe on stone, grout and mortar.
Periodic Heavy-Duty Large Commercial Areas	1&2 Deep Clean	1/4 to 1/2 cup (60-120 ml) of powder and liquid to 2 1/2 gallons (9.5 L) of water	8,000 - 32,000 sq. ft. (743 m ² -973 m ²)	Recommended for large commercial floor applications.

Pre-Grouting Sealing

Purpose: To protect porous stone from grout staining and ease grout clean-up.

Desired Result	Product Options	# of Coats	Approx. Coverage Per/Coat Per/Gal (3.78 L)	Cure Time Prior To Grouting	Int.	Ext.	Notes
Premium No-Sheen Natural Look	Sealer's Choice® Gold Ultra-Solv®	1	1,500 sq. ft. (140 m ²)	2 hours	Yes	Yes	Recommended for maximum stain protection when a no-sheen, natural look is required.
Economical No-Sheen Natural Look	Penetrating Sealer Pro-Solv®	1	1,000 sq. ft. (140 m ²)	2 hours	Yes	Yes	Provides more limited protection than premium sealers.
Premium No-Sheen Darkened Color Enhancement	Enrich'N'Seal™	1	1,500 sq. ft. (140 m ²)	2 hours	Yes	Yes	Use only on unsealed stone surfaces. Critical to test for desired look as darkening is non-reversible.
Economical No-Sheen Darkened Color Enhancement	Stone Enhancer	1	1,500 sq. ft. (140 m ²)	2 hours	Yes	Yes	Use only on unsealed stone surfaces. Test for desired look as darkening is non-reversible.

Sealing

Purpose: To protect porous stone from sub-surface staining and ease ongoing maintenance.

Desired Result	Product Options	# of Coats	Approx. Coverage Per/Coat Per/Gal (3.78 L)	Grout Cure Time Prior To Sealing	Expected Wear	Int.	Ext.	Notes
Premium No-Sheen Natural Look	Sealer's Choice® Gold Ultra-Solv®	1-2	1,500 sq. ft. (140 m ²)	48 hours	Up to 15 Yrs	Yes	Yes	Recommended for maximum stain protection when a no-sheen, natural look is required.
Economical No-Sheen Natural Look	Penetrating Sealer Pro-Solv®	1-2	1,500 sq. ft. (140 m ²)	48 hours	Up to 5 Yrs Up to 10 Yrs	Yes	Yes	Provides more limited protection than premium sealers.
Premium No-Sheen Darkened Color Enhancement	Enrich'N'Seal™	1	1,500 sq. ft. (140 m ²)	48 hours	Up to 15 Yrs	Yes	Yes	Use only on unsealed stone – seals the surface as it darkens. Critical to test for desired look as darkening is non-reversible.
Economical No-Sheen Darkened Color Enhancement	Stone Enhancer	1	1,500 sq. ft. (140 m ²)	48 hours	Up to 5 Yrs	Yes	Yes	Use only on unsealed stone – seals the surface as it darkens. Test for desired look as darkening is non-reversible.

Maintenance

Purpose: To safely maintain a clean stone and grout surface and to preserve the stone's beauty and integrity.

Type of Maintenance	Product Options	Dilution Ratio	Expected Coverage Per Gallon (3.78 L)	Notes
Routine	Concentrated Stone & Tile Cleaner AquaKleen™	1-4 oz./gallon of water (30-118 ml/3.78 L) Use undiluted	10,000-20,000 sq. ft. (930 m ² -1,860 m ²)	Highly-concentrated. Neutral pH. For regular use. Quick spray and wipe cleaning.
Periodic Heavy-Duty	Stone Clean & Shine Brilliance™	Use undiluted	N/A	Designed to clean and polish – helps maintain factory shine. Not for use on floors.
Periodic Heavy-Duty Large Commercial Areas	Stone Deep Clean Heavy-Duty Tile & Grout Cleaner	Up to 4 parts water	500 - 600 sq. ft. (45 m ² -55 m ²)	Contains no acid. Safe on stone, grout and mortar.

Grout – Porous

Sealing

Purpose: To protect porous grout associated with glazed ceramic from sub-surface staining and ease ongoing maintenance.

Desired Result	Product Options	# of Coats	Approx. Coverage Per/Coat Per/Gal (3.78 L)	Grout Cure Time Prior To Sealing	Expected Wear	Int.	Ext.	Notes
Premium No-Sheen Natural Look	Sealer's Choice® Gold Ultra-Solv®	1-2	1,000-3,000 sq. ft. (95 m ² -280 m ²)	48 hours	Up to 15 Yrs	Yes	Yes	All grout, with the exception of 100% epoxy grout, is porous and needs to be sealed for optimal stain protection.
Economical No-Sheen Natural Look	Grout Sealer	1-2	1,500-3,000 sq. ft. (140 m ² -280 m ²)	48 hours	Up to 5 Yrs	Yes	Yes	
Economical No-Sheen	SameDay™ Grout Sealer	1-2	300-500 sq. ft./15oz. (28 m ² -46 m ²)/144 ml	Min. 2 hours	1-2 Yrs	Yes	Yes	Designed for quick spray applications.
Premium No-Sheen Darkened Color Enhancement	Enrich'N'Seal™	1-2	1,000-3,000 sq. ft. (95 m ² -280 m ²)	48 hours	Up to 15 Yrs	Yes	Yes	Use to darken and seal faded unsealed grout. Critical to test for desired look as darkening is non-reversible.
Economical No-Sheen Darkened Color Enhancement	Stone Enhancer	1-2	1,000-3,000 sq. ft. (95 m ² -280 m ²)	48 hours	Up to 5 Yrs	Yes	Yes	Use to darken and seal faded unsealed grout. Critical to test for desired look as darkening is non-reversible.
Re-Coloring	Grout Colorant	1-2	50 - 400 sq. ft (8 -oz) (5 m ² -35 m ²)	48 hours	Up to 15 Yrs	Yes	Yes	Use to provide even color or change color of existing grout. Also provides premium seal.

Note: 100% solid epoxy grout does not require a sealer.

If tile/stone used is porous, grout should be sealed at same time using sealer selected for tile/stone.

Grout Maintenance

Purpose: To safely maintain a clean grout and tile/stone surface and to preserve the installation's beauty and integrity.

Type of Maintenance	Product Options	Dilution Ratio	Expected Coverage Per Gallon (3.78 L)	Notes
Routine	Concentrated Stone & Tile Cleaner AquaKleen™	1-4 oz./gallon of water (30-118 ml/3.78 L) Use undiluted	10,000-20,000 sq. ft. (930 m ² -1,860 m ²)	Highly-concentrated. Neutral pH. For regular use. Quick spray and wipe cleaning.
Periodic Heavy-Duty Floors	Heavy-Duty Tile & Grout Cleaner Stone Deep Clean	Add up to 4 parts water	500 - 600 sq. ft. (45 m ² -55 m ²)	Contains no acid. Safe on stone, grout and mortar. Will remove floor finishes.
Periodic Heavy-Duty Countertops, Walls & Floors	Grout Deep Clean	Use undiluted	N/A	Excellent spray application for neglected grout joints. Contains no acid.

Pre-Grouting Sealing

Purpose: To protect porous stone from grout staining and ease grout clean-up.

Desired Result	Product Options	# of Coats	Approx. Coverage Per/Coat Per/Gal (3.78 L)	Cure Time Prior To Grouting	Int.	Ext.	Notes
Premium No-Sheen Natural Look	Sealer's Choice® Gold Ultra-Solv®	1	600 sq. ft. (55 m ²)	2 hours	Yes	Yes	Recommended for maximum stain protection when a no-sheen, natural look is required.
Economical No-Sheen Natural Look	Penetrating Sealer Pro-Solv®	1	600 sq. ft. (55 m ²)	2 hours	Yes	Yes	Provides more limited protection than premium sealers.
Premium No-Sheen Darkened Color Enhancement	Enrich'N'Seal™	1	1,000 sq. ft. (95 m ²)	2 hours	Yes	Yes	Use only on unsealed limestone surfaces. Critical to test for desired look as darkening is non-reversible.
Economical No-Sheen Darkened Color Enhancement	Stone Enhancer	1	1,000 sq. ft. (95 m ²)	2 hours	Yes	Yes	Use only on unsealed limestone surfaces. Test for desired look as darkening is non-reversible.

Note: Coverage on limestone can vary based on type of limestone and porosity.

Sealing

Purpose: To protect porous stone from sub-surface staining and ease ongoing maintenance.

Desired Result	Product Options	# of Coats	Approx. Coverage Per/Coat Per/Gal (3.78 L)	Grout Cure Time Prior To Sealing	Expected Wear	Int.	Ext.	Notes
Premium No-Sheen Natural Look	Sealer's Choice® Gold Ultra-Solv®	2	700 - 1,000 sq. ft. (65 m ² - 95 m ²)	48 hours	Up to 15 Yrs	Yes	Yes	Recommended for maximum stain protection when a no-sheen, natural look is required.
Economical No-Sheen Natural Look	Penetrating Sealer Pro-Solv®	2	700 - 1,000 sq. ft. (65 m ² - 95 m ²)	48 hours	Up to 5 Yrs Up to 10 Yrs	Yes	Yes	Provides more limited protection than premium sealers.
Premium No-Sheen Darkened Color Enhancement	Enrich'N'Seal™	2	1,200 sq. ft. (110 m ²)	48 hours	Up to 15 Yrs	Yes	Yes	Use only on unsealed stone surfaces - seals the surface as it darkens. Test for desired look as darkening is non-reversible.
Economical No-Sheen Darkened Color Enhancement	Stone Enhancer	2	1,200 sq. ft. (110 m ²)	48 hours	Up to 5 Yrs	Yes	Yes	Use only on unsealed stone - surfaces seals the surface as it darkens. Test for desired look as darkening is non-reversible.

Note: Coverage on limestone can vary based on type of limestone and porosity.

Maintenance

Purpose: To safely maintain a clean stone and grout surface and to preserve the stone's beauty and integrity.

Type of Maintenance	Product Options	Dilution Ratio	Expected Coverage Per Gallon (3.78 L)	Notes
Routine	Concentrated Stone & Tile Cleaner AquaKleen™	1-4 oz./gallon of water (30-118 ml/3.78 L) Use undiluted	10,000-20,000 sq. ft. (930 m ² -1,860 m ²)	Highly-concentrated. Neutral pH. For regular use. Quick spray and wipe cleaning.
Periodic Heavy-Duty	Heavy-Duty Tile & Grout Cleaner Stone Deep Clean	Up to 4 parts water	500 - 600 sq. ft. (45 m ² -55 m ²)	Contains no acid. Safe on stone, grout and mortar.
Periodic Heavy-Duty Large Commercial Areas	1 & 2 Deep Clean	1/4 to 1/2 cup (60 - 120 ml) powder and liquid to 2 1/2 gallons (9.5 L) of water	8,000 - 32,000 sq. ft. (743 m ² -2,973 m ²)	Recommended for large commercial floor applications.

Limestone – Polished

Pre-Grouting Sealing

Purpose: To protect porous stone from grout staining and ease grout clean-up.

Desired Result	Product Options	# of Coats	Approx. Coverage Per/Coat Per/Gal (3.78 L)	Cure Time Prior To Grouting	Int.	Ext.	Notes
Premium No-Sheen Natural Look	Sealer's Choice® Gold Ultra-Solv®	1	800 sq. ft. (75 m ²)	2 hours	Yes	Yes	Recommended for maximum stain protection when a no-sheen, natural look is required.
Economical No-Sheen Natural Look	Penetrating Sealer Pro-Solv®	1	800 sq. ft. (75 m ²)	2 hours	Yes	Yes	Provides more limited protection than premium sealers.
Premium No-Sheen Darkened Color Enhancement	Enrich'N'Seal™	1	800 sq. ft. (75 m ²)	2 hours	Yes	Yes	Use only on unsealed limestone surfaces. Critical to test for desired look as darkening is non-reversible.
Economical No-Sheen Darkened Color Enhancement	Stone Enhancer	1	800 sq. ft. (75 m ²)	2 hours	Yes	Yes	Use only on unsealed limestone surfaces. Critical to test for desired look as darkening is non-reversible.

Sealing

Purpose: To protect porous stone from sub-surface staining and ease ongoing maintenance.

Desired Result	Product Options	# of Coats	Approx. Coverage Per/Coat Per/Gal (3.78 L)	Grout Cure Time Prior To Sealing	Expected Wear	Int.	Ext.	Notes
Premium No-Sheen Natural Look	Sealer's Choice® Gold Ultra-Solv®	1-2	700 - 1,000 sq. ft. (65 m ² -95 m ²)	48 hours	Up to 15 Yrs	Yes	Yes	Recommended for maximum stain protection when a no-sheen, natural look is required.
Economical No-Sheen Natural Look	Penetrating Sealer Pro-Solv®	1-2	700 - 1,000 sq. ft. (65 m ² -95 m ²)	48 hours	Up to 5 Yrs Up to 10 Yrs	Yes	Yes	Provides more limited protection than premium sealers.
Premium No-Sheen Darkened Color Enhancement	Enrich'N'Seal™	1-2	1,200 sq. ft. (110 m ²)	48 hours	Up to 15 Yrs	Yes	Yes	Use only on unsealed stone surfaces – seals the surface as it darkens. Critical to test for desired look as darkening is non-reversible.
Economical No-Sheen Darkened Color Enhancement	Stone Enhancer	1-2	1,200 sq. ft. (110 m ²)	48 hours	Up to 5 Yrs	Yes	Yes	Use only on unsealed stone surfaces – seals the surface as it darkens. Critical to test for non-reversible.

Maintenance

Purpose: To safely maintain a clean stone and grout surface and to preserve the stone's beauty and integrity.

Type of Maintenance	Product Options	Dilution Ratio	Expected Coverage Per Gallon (3.78 L)	Notes
Routine	Concentrated Stone & Tile Cleaner AquaKleen™	1-4 oz./gallon of water (30-118 ml/3.78 L) Use undiluted	10,000-20,000 sq. ft. (930 m ² -1,860 m ²)	Highly-concentrated. Neutral pH. For regular use. Quick spray and wipe cleaning.
Periodic Heavy-Duty	Heavy-Duty Tile & Grout Cleaner Stone Deep Clean	Add up to 4 parts water	500 - 600 sq. ft. (45 m ² -55 m ²)	Contains no acid. Safe on stone, grout and mortar.
Periodic Heavy-Duty Large Commercial Areas	1 & 2 Deep Clean	Up to 4 parts water	8,000 - 32,000 sq. ft. (743 m ² -2,973 m ²)	Recommended for large commercial floor applications.

Pre-Grouting Sealing

Purpose: To protect porous stone from grout staining and ease grout clean-up.

Desired Result	Product Options	# of Coats	Approx. Coverage Per/Coat Per/Gal (3.78 L)	Cure Time Prior To Grouting	Int.	Ext.	Notes
Premium No-Sheen Natural Look	Sealer's Choice® Gold Ultra-Solv®	1	600 sq. ft. (55 m ²)	2 hours	Yes	Yes	Recommended for maximum stain protection when a no-sheen, natural look is required.
Economical No-Sheen Natural Look	Penetrating Sealer Pro-Solv®	1	600 sq. ft. (55 m ²)	2 hours	Yes	Yes	Provides more limited protection than premium sealers.
Premium No-Sheen Darkened Color Enhancement	Enrich'N'Seal™	1	1000 sq. ft. (95 m ²)	2 hours	Yes	Yes	Use only on unsealed limestone surfaces. Critical to test for desired look as darkening is non-reversible.
Economical No-Sheen Darkened Color Enhancement	Stone Enhancer	1	1000 sq. ft. (95 m ²)	2 hours	Yes	Yes	Use only on unsealed limestone surfaces. Critical to test for desired look as darkening is non-reversible.

Sealing

Purpose: To protect porous stone from sub-surface staining and ease ongoing maintenance.

Desired Result	Product Options	# of Coats	Approx. Coverage Per/Coat Per/Gal (3.78 L)	Grout Cure Time Prior To Sealing	Expected Wear	Int.	Ext.	Notes
Premium No-Sheen Natural Look	Sealer's Choice® Gold Ultra-Solv®	2	700 - 1,000 sq. ft. (65 m ² -95 m ²)	48 hours	Up to 15 Yrs	Yes	Yes	Recommended for maximum stain protection when a no-sheen, natural look is required.
Economical No-Sheen Natural Look	Penetrating Sealer Pro-Solv®	2	700 - 1,000 sq. ft. (65 m ² -95 m ²)	48 hours	Up to 5 Yrs Up to 10 Yrs	Yes	Yes	Provides more limited protection than premium sealers.
Premium No-Sheen Darkened Color Enhancement	Enrich'N'Seal™	2	1,200 sq. ft. (110 m ²)	48 hours	Up to 15 Yrs	Yes	Yes	Use only on unsealed stone surfaces – seals the surface as it darkens. Critical to test for desired look as darkening is non-reversible.
Economical No-Sheen Darkened Color Enhancement	Stone Enhancer	2	1,200 sq. ft. (110 m ²)	48 hours	Up to 5 Yrs	Yes	Yes	Use only on unsealed stone surfaces – seals the surface as it darkens. Critical to test for non-reversible.

Maintenance

Purpose: To safely maintain a clean stone and grout surface and to preserve the stone's beauty and integrity.

Type of Maintenance	Product Options	Dilution Ratio	Expected Coverage Per Gallon (3.78 L)	Notes
Routine	Concentrated Stone & Tile Cleaner AquaKleen™	1-4 oz./gallon of water (30-118 ml/3.78 L) Use undiluted	10,000-20,000 sq. ft. (930 m ² -1,860 m ²)	Highly-concentrated. Neutral pH. For regular use. Quick spray and wipe cleaning.
Periodic Heavy-Duty	Heavy-Duty Tile & Grout Cleaner Stone Deep Clean	Add up to 4 parts water	500 - 600 sq. ft. (45 m ² -55 m ²)	Contains no acid. Safe on stone, grout and mortar.
Periodic Heavy-Duty Large Commercial Areas	1 & 2 Deep Clean	Up to 4 parts water	8,000 - 32,000 sq. ft. (743 m ² -2,973 m ²)	Recommended for large commercial floor applications.

Marble – Honed

Pre-Grouting Sealing

Purpose: To protect porous stone from grout staining and ease grout clean-up.

Desired Result	Product Options	# of Coats	Approx. Coverage Per/Coat Per/Gal (3.78 L)	Cure Time Prior To Grouting	Int.	Ext.	Notes
Premium No-Sheen Natural Look	Sealer's Choice® Gold Ultra-Solv®	1	800 sq. ft. (75 m ²)	2 hours	Yes	Yes	Recommended for maximum stain protection when a no-sheen, natural look is required.
Economical No-Sheen Natural Look	Penetrating Sealer Pro-Solv®	1	800 sq. ft. (75 m ²)	2 hours	Yes	Yes	Provides more limited protection than premium sealers.
Premium No-Sheen Darkened Color Enhancement	Enrich'N'Seal™	1	800 sq. ft. (75 m ²)	2 hours	Yes	Yes	Use only on unsealed stone surfaces. Critical to test for desired look as darkening is non-reversible.
Economical No-Sheen Darkened Color Enhancement	Stone Enhancer	1	800 sq. ft. (75 m ²)	2 hours	Yes	Yes	Use only on unsealed stone surfaces. Critical to test for desired look as darkening is non-reversible.

Note: Coverage on limestone can vary based on type of limestone and porosity.

Sealing

Purpose: To protect porous stone from sub-surface staining and ease ongoing maintenance.

Desired Result	Product Options	# of Coats	Approx. Coverage Per/Coat Per/Gal (3.78 L)	Grout Cure Time Prior To Sealing	Expected Wear	Int.	Ext.	Notes
Premium No-Sheen Natural Look	Sealer's Choice® Gold Ultra-Solv®	1-2	1,000 sq. ft. (95 m ²)	48 hours	Up to 15 Yrs	Yes	Yes	Recommended for maximum stain protection when a no-sheen, natural look is required.
Economical No-Sheen Natural Look	Penetrating Sealer Pro-Solv®	1-2	1,000 sq. ft. (95 m ²)	48 hours	Up to 5 Yrs Up to 10 Yrs	Yes	Yes	Provides more limited protection than premium sealers.
Premium No-Sheen Darkened Color Enhancement	Enrich'N'Seal™	1-2	1,000 sq. ft. (95 m ²)	48 hours	Up to 15 Yrs	Yes	Yes	Use only on unsealed stone surfaces - seals the surface as it darkens. Critical to test for desired look as darkening is non-reversible.
Economical No-Sheen Darkened Color Enhancement	Stone Enhancer	1-2	1,000 sq. ft. (95 m ²)	48 hours	Up to 5 Yrs	Yes	Yes	Use only on unsealed stone surfaces - seals the surface as it darkens. Critical to test for non-reversible.

Maintenance

Purpose: To safely maintain a clean stone and grout surface and to preserve the stone's beauty and integrity.

Type of Maintenance	Product Options	Dilution Ratio	Expected Coverage Per Gallon (3.78 L)	Notes
Routine	Concentrated Stone & Tile Cleaner AquaKleen™	1-4 oz./gallon of water (30-118 ml/3.78 L) Use undiluted	10,000-20,000 sq. ft. (930 m ² -1,860 m ²)	Highly-concentrated. Neutral pH. For regular use. Quick spray and wipe cleaning.
Periodic Heavy-Duty	Heavy-Duty Tile & Grout Cleaner Stone Deep Clean	Add up to 4 parts water	500 - 600 sq. ft. (45 m ² -55 m ²)	Contains no acid. Safe on stone, grout and mortar.
Periodic Heavy-Duty Large Commercial Areas	1 & 2 Deep Clean	1/4 to 1/2 cup (60 - 120 ml) powder and liquid to 2 1/2 gallons (9.5 L) of water	8,000 - 32,000 sq. ft. (743 m ² -2,973 m ²)	Recommended for large commercial floor applications.

Pre-Grouting Sealing

Purpose: To protect porous stone from grout staining and ease grout clean-up.

Desired Result	Product Options	# of Coats	Approx. Coverage Per/Coat Per/Gal (3.78 L)	Cure Time Prior To Grouting	Int.	Ext.	Notes
Premium No-Sheen Natural Look	Sealer's Choice® Gold Ultra-Solv®	1	1,000 sq. ft. (95 m ²)	2 hours	Yes	Yes	Recommended for maximum stain protection when a no-sheen, natural look is required.
Economical No-Sheen Natural Look	Penetrating Sealer Pro-Solv®	1	1,000 sq. ft. (95 m ²)	2 hours	Yes	Yes	Provides more limited protection than premium sealers.
Premium No-Sheen Darkened Color Enhancement	Enrich'N'Seal™	1	1,000 sq. ft. (95 m ²)	2 hours	Yes	Yes	Use only on unsealed stone surfaces. Critical to test for desired look as darkening is non-reversible.

Sealing

Purpose: To protect porous stone from sub-surface staining and ease ongoing maintenance.

Desired Result	Product Options	# of Coats	Approx. Coverage Per/Coat Per/Gal (3.78 L)	Grout Cure Time Prior To Sealing	Expected Wear	Int.	Ext.	Notes
Premium No-Sheen Natural Look	Sealer's Choice® Gold Ultra-Solv®	1	1,200 - 1,500 sq. ft. (110 m ² - 140 m ²)	48 hours	Up to 15 Yrs	Yes	Yes	Recommended for maximum stain protection when a no-sheen, natural look is required.
Economical No-Sheen Natural Look	Penetrating Sealer Pro-Solv®	1	1,200 - 1,500 sq. ft. (110 m ² - 140 m ²)	48 hours	Up to 5 Yrs Up to 10 Yrs	Yes	Yes	Provides more limited protection than premium sealers.
Premium No-Sheen Darkened Color Enhancement	Enrich'N'Seal™	1	1,500 sq. ft. (140 m ²)	48 hours	Up to 15 Yrs	Yes	Yes	Use only on unsealed stone surfaces – seals the surface as it darkens. Critical to test for desired look as darkening is non-reversible.

Finishing

Purpose: To provide and maintain a protective wear-layer and enhance surface shine.

Type of Maintenance	Product Options	Dilution Ratio	Expected Coverage Per Gallon (3.78 L)	Notes
Protect Factory Polish on Countertops and Walls	Stone Clean & Shine Brilliance®	Use undiluted	N/A	Designed to polish and clean – helps maintain factory shine. Not recommended for floors.

Maintenance

Purpose: To safely maintain a clean stone and grout surface and to preserve the stone's beauty and integrity.

Type of Maintenance	Product Options	Dilution Ratio	Expected Coverage Per Gallon (3.78 L)	Notes
Routine	Concentrated Stone & Tile Cleaner AquaKleen™ AquaShield™	1-4 oz./gallon of water (30-118 ml/3.78 L) Use undiluted Use undiluted	10,000-20,000 sq. ft. (930 m ² -1,860 m ²) N/A N/A	Highly-concentrated. Neutral pH. For regular use. Quick spray and wipe cleaning. Quick spray and wipe cleaning and resealing
Routine Countertops & Walls	Stone Deep Clean Brilliance®	Use undiluted	N/A	Designed to clean and polish – helps maintain factory shine.
Periodic Heavy-Duty	Stone Deep Clean Heavy-Duty Tile & Grout Cleaner	Up to 4 parts water powder and liquid to 2 1/2 gallons (9.5 L) of water	500 - 600 sq. ft. (45 m ² -55 m ²)	Contains no acid. Safe on stone, grout and mortar.

Marble - Tumbled

Pre-Grouting Sealing

Purpose: To protect porous stone from grout staining and ease grout clean-up.

Desired Result	Product Options	# of Coats	Approx. Coverage Per/Coat Per/Gal (3.78 L)	Cure Time Prior To Grouting	Int.	Ext.	Notes
Premium No-Sheen Natural Look	Sealer's Choice® Gold Ultra-Solv®	1	800 sq. ft. (75 m ²)	2 hours	Yes	Yes	Recommended for maximum stain protection when a no-sheen, natural look is required.
Economical No-Sheen Natural Look	Penetrating Sealer Pro-Solv®	1	800 sq. ft. (75 m ²)	2 hours	Yes	Yes	Provides more limited protection than premium sealers.
Premium No-Sheen Darkened Color Enhancement	Enrich'N'Seal™	1	800 sq. ft. (75 m ²)	2 hours	Yes	Yes	Use only on unsealed limestone surfaces. Critical to test for desired look as darkening is non-reversible.
Economical No-Sheen Darkened Color Enhancement	Stone Enhancer	1	800 sq. ft. (75 m ²)	2 hours	Yes	Yes	Use only on unsealed limestone surfaces. Critical to test for desired look as darkening is non-reversible.

Sealing

Purpose: To protect porous stone from sub-surface staining and ease ongoing maintenance.

Desired Result	Product Options	# of Coats	Approx. Coverage Per/Coat Per/Gal (3.78 L)	Grout Cure Time Prior To Sealing	Expected Wear	Int.	Ext.	Notes
Premium No-Sheen Natural Look	Sealer's Choice® Gold Ultra-Solv®	2	800 - 1,000 sq. ft. (75 m ² -95 m ²)	48 hours	Up to 15 Yrs	Yes	Yes	Recommended for maximum stain protection when a no-sheen, natural look is required.
Economical No-Sheen Natural Look	Penetrating Sealer Pro-Solv®	2	800 - 1,000 sq. ft. (75 m ² -95 m ²)	48 hours	Up to 5 Yrs Up to 10 Yrs	Yes	Yes	Provides more limited protection than premium sealers.
Premium No-Sheen Darkened Color Enhancement	Enrich'N'Seal™	1-2	1,000 sq. ft. (95 m ²)	48 hours	Up to 15 Yrs	Yes	Yes	Use only on unsealed stone surfaces - seals the surface as it darkens. Critical to test for desired look as darkening is non-reversible.
Economical No-Sheen Darkened Color Enhancement	Stone Enhancer	1-2	1,000 sq. ft. (95 m ²)	48 hours	Up to 5 Yrs	Yes	Yes	Use only on unsealed stone surfaces - seals the surface as it darkens. Critical to test for non-reversible.

Maintenance

Purpose: To safely maintain a clean stone and grout surface and to preserve the stone's beauty and integrity.

Type of Maintenance	Product Options	Dilution Ratio	Expected Coverage Per Gallon (3.78 L)	Notes
Routine	Concentrated Stone & Tile Cleaner AquaKleen™	1-4 oz./gallon of water (30-118 ml/3.78 L) Use undiluted	10,000-20,000 sq. ft. (930 m ² -1,860 m ²)	Highly-concentrated. Neutral pH. For regular use. Quick spray and wipe cleaning.
Periodic Heavy-Duty	Heavy-Duty Tile & Grout Cleaner Stone Deep Clean	Add up to 4 parts water	500 - 600 sq. ft. (45 m ² -55 m ²)	Contains no acid. Safe on stone, grout and mortar.
Periodic Heavy-Duty Large Commercial Areas	1 & 2 Deep Clean	1/4 to 1/2 cup (60-120 ml) of powder and liquid to 2 1/2 gallons (9.5 L) of water	8,000 - 32,000 sq. ft. (743 m ² -2,973 m ²)	Recommended for large commercial floor applications.

Porcelain Tile (Unglazed)

Polished & Unpolished Pre-Grouting Sealing

Purpose: To protect unglazed polished and honed porcelain tile from grout staining and ease grout clean-up.

Desired Result	Product Options	# of Coats	Approx. Coverage Per/Coat Per/Gal (3.78 L)	Cure Time Prior To Grouting	Int.	Ext.	Notes
Premium No-Sheen Natural Look	Ultra-Solv®	1	800 - 1,200 sq. ft. (75 m ² - 115 m ²)	2 hours	Yes	Yes	Important to ensure 100% coverage over tile surface. Polish dry any sealer that remains on tile surface within 5 minutes after application.
Economical No-Sheen Natural Look	Pro-Solv®	1	800 sq. ft. (75 m ²) (75 m ² - 115 m ²)	2 hours	Yes	Yes	

Textured Surface Pre-Grouting Sealing

Purpose: To protect unglazed, textured porcelain tile from grout staining and ease grout clean-up.

Desired Result	Product Options	# of Coats	Approx. Coverage Per/Coat Per/Gal (3.78 L)	Cure Time Prior To Grouting	Int.	Ext.	Notes
Temporary Grouting Protection	Floor Shine & Hardener	1	1,000 sq. ft. (95 m ²)	2 hours	Yes	No	Grout Manufacturer's recommended clean-up should remove Floor Shine & Hardener at time of grout clean-up.

High-Sheen Finish

Purpose: To protect unglazed, textured porcelain tile from grout staining and ease grout clean-up.

Desired Result	Product Options	# of Coats	Approx. Coverage Per/Coat Per/Gal (3.78 L)	Cure Time Prior To Grouting	Int.	Ext.	Notes
High-Sheen Finish	High-Gloss Sealer	1-2	700 - 800 sq. ft. (65 m ² - 75 m ²)	Up to 3 hours	Yes	No	Rough/textured interior surfaces only. Easy reapplication.

Note: High alkaline cleaners will remove High-Gloss Sealer.

Sealing

Purpose: To protect unglazed porcelain from sub-surface staining and ease ongoing maintenance.

Desired Result	Product Options	# of Coats	Approx. Coverage Per/Coat Per/Gal (3.78 L)	Cure Time Prior To Grouting	Expected Wear	Int.	Ext.	Notes
Premium No-Sheen Natural Look	Ultra-Solv®	1	1,500 sq. ft. (140 m ²)	48 hours	Up to 15 Yrs.	Yes	Yes	Recommended for maximum stain protection when a no-sheen, natural look is required.
Economical No-Sheen Natural Look	Pro-Solv®	1	1,500 sq. ft. (140 m ²)	48 hours	Up to 15 Yrs	Yes	Yes	Provides more limited protection than premium sealers.

Maintenance

Purpose: To safely maintain a clean stone and grout surface and to preserve the tile's beauty and integrity.

Type of Maintenance	Product Options	Dilution Ratio	Expected Coverage Per Gallon (3.78 L)	Notes
Routine	Concentrated Stone & Tile Cleaner AquaKleen™	1-4 oz./gallon of water (30-118 ml/3.78 L) Use undiluted	10,000-20,000 sq. ft. (930 m ² -1,860 m ²)	Highly-concentrated. Neutral pH. For regular use. Quick spray and wipe cleaning.
Periodic Heavy-Duty	Heavy-Duty Tile & Grout Cleaner Stone Deep Clean	Add up to 4 parts water	500 - 600 sq. ft. (45 m ² -55 m ²)	Contains no acid. Safe on stone, grout and mortar.
Periodic Heavy-Duty Large Commercial Areas	1 & 2 Deep Clean	1/4 to 1/2 cup (60 - 120 ml) powder and liquid to 2 1/2 gallons (9.5 L) of water	8,000 - 32,000 sq. ft. (743 m ² -2,973 m ²)	Recommended for large commercial floor applications.

Quarry Tile

Pre-Grouting Sealing

Purpose: To protect porous tile from grout staining and ease grout clean-up.

Desired Result	Product Options	# of Coats	Approx. Coverage Per/Coat Per/Gal (3.78 L)	Cure Time Prior To Grouting	Int.	Ext.	Notes
Premium No-Sheen Natural Look	Sealer's Choice® Gold Ultra-Solv®	1	700 sq. ft. (65 m ²)	2 hours	Yes	Yes	Recommended for maximum stain protection when a no-sheen, natural look is required.
Economical No-Sheen Natural Look	Penetrating Sealer Pro-Solv®	1	700 sq. ft. (65 m ²)	2 hours	Yes	Yes	Provides more limited protection than premium sealers.
Low-Medium Sheen	Seal & Finish Low Sheen	1	700 sq. ft. (65 m ²)	2 hours	Yes	Yes	No stripping necessary prior to sealing. Best results on textured quarry surfaces.
High-Sheen (Interior Only)	High-Gloss Sealer	1	700 sq. ft. (65 m ²)	2 hours	Yes	Yes	Recommended on rough-textured surfaces only.

Sealing

Purpose: To protect porous tile from sub-surface staining and ease ongoing maintenance.

Desired Result	Product Options	# of Coats	Approx. Coverage Per/Coat Per/Gal (3.78 L)	Grout Cure Time Prior To Sealing	Expected Wear	Int.	Ext.	Notes
Premium No-Sheen Natural Look	Sealer's Choice® Gold Ultra-Solv®	1-22	700 - 1,000 sq. ft. (65 m ² -95 m ²)	48 hours	Up to 15 Yrs	Yes	Yes	Recommended for maximum stain protection when a no-sheen, natural look is required.
Economical No-Sheen Natural Look	Penetrating Sealer Pro-Solv®	1-2	700 - 1,000 sq. ft. (65 m ² -95 m ²)	48 hours	Up to 5 Yrs Up to 10 Yrs	Yes	Yes	Provides more limited protection than premium sealers.
Premium No-Sheen Darkened Color Enhancement	Seal & Finish Low Sheen	2-3	700 - 1,000 sq. ft. (65 m ² -95 m ²)	48 hours	Up to 15 Yrs	Yes	Yes	Use only on unsealed stone surfaces – seals the surface as it darkens. Critical to test for desired look as darkening is non-reversible.
Economical No-Sheen Darkened Color Enhancement	High-Gloss Sealer	2-3	700 - 1,000 sq. ft. (65 m ² -95 m ²)	48 hours	Up to 5 Yrs	Yes	Yes	Use only on unsealed stone surfaces – seals the surface as it darkens. Critical to test for non-reversible.

Maintenance

Purpose: To safely maintain a clean tile and grout surface and to preserve the tile's beauty and integrity.

Type of Maintenance	Product Options	Dilution Ratio	Expected Coverage Per Gallon (3.78 L)	Notes
Routine	Concentrated Stone & Tile Cleaner AquaShield™ AquaKleen™	1-4 oz./gallon of water (30-118 ml/3.78 L) Use undiluted	10,000-20,000 sq. ft. (930 m ² -1,860 m ²)	Highly-concentrated. Neutral pH. For regular use. Quick spray and wipe cleaning.
Periodic Heavy-Duty	Heavy-Duty Tile & Grout Cleaner Stone Deep Clean	Add up to 4 parts water	500 - 600 sq. ft. (45 m ² -55 m ²)	Contains no acid. Safe on stone, grout and mortar.
Periodic Heavy-Duty Large Commercial Areas	1 & 2 Deep Clean	1/4 to 1/2 cup (60 - 120 ml) of powder & liquid to 2 1/2 gallons (9.5 L) of water	8,000 - 32,000 sq. ft. (743 m ² -2,973 m ²)	Recommended for large commercial floor applications.

Pre-Grouting Sealing

Purpose: To protect porous tile from grout staining and ease grout clean-up.

Desired Result	Product Options	# of Coats	Approx. Coverage Per/Coat Per/Gal (3.78 L)	Cure Time Prior To Grouting	Int.	Ext.	Notes
Color Staining (if darker or different color is desired)	Aqua Stain Ultra-Solv®	1	50-400 sq. ft. (5 m ² - 40 m ²)	2 hours	Yes	Yes	Dilute with up to 8 parts water for translucent look. Must be applied to unsealed Salttillo.
Premium No-Sheen Natural Look	Sealer's Choice® Gold Ultra-Solv®	1	300 sq. ft. (30 m ²)	2 hours	Yes	Yes	Use if no-sheen, natural-look is required. Low to high sheen finishes will result in easier on-going maintenance.
Economical No-Sheen Natural Look	Penetrating Sealer Pro-Solv®	1	300 sq. ft. (30 m ²)	2 hours	Yes	Yes	Provides more limited protection than premium sealers.
Low-Medium Sheen	Seal & Finish Low Sheen	1-2	300 sq. ft. (30 m ²)	2 hours	Yes	Yes	Easy reapplication. No stripping necessary. Excellent stain protection.
High-Sheen (Interior Only)	High-Gloss Sealer	1-2	300 sq. ft. (30 m ²)	2 hours	Yes	No	Interior areas only.

Note: If color staining is desired, Seal & Finish Low Sheen or High-Gloss Sealer is recommend for use over Aqua Mix Aqua Stain for maximum protection.

Color Staining

Purpose: To protect porous Salttillo from sub-surface staining and ease ongoing maintenance.

Desired Result	Product Options	# of Coats	Approx. Coverage Per/Coat Per/Gal (3.78 L)	Cure Time Prior To Grouting	Expected Wear	Int.	Ext.	Notes
Color Staining (if darker or different color is desired)	Aqua Stain	1-2	50 - 400 sq. ft. (5 m ² - 40 m ²)	48 N/A	N/A	Yes	Yes	Dilute with up to 8 parts water for translucent look. Must be applied to unsealed Salttillo.

Sealing/Finishing

Purpose: To protect porous Salttillo from sub-surface staining and ease ongoing maintenance.

Desired Result	Product Options	# of Coats	Approx. Coverage Per/Coat Per/Gal (3.78 L)	Grout Cure Time Prior To Sealing	Expected Wear	Int.	Ext.	Notes
Premium No-Sheen Natural Look	Sealer's Choice® Gold Ultra-Solv®	2-3	700 - 1,000 sq. ft. (65 m ² - 95 m ²)	48 hours	Up to 15 Yrs	Yes	Yes	Use if a no-sheen, natural look is required. Low to high-sheen finishes will result in easier ongoing maintenance.
Economical No-Sheen Natural Look	Penetrating Sealer Pro-Solv®	2-3	700 - 1,000 sq. ft. (65 m ² - 95 m ²)	48 hours	Up to 5 Yrs Up to 10 Yrs	Yes	Yes	Provides more limited protection than premium sealers.
Low-Medium Sheen	Seal & Finish Low Sheen	3-4	700 - 1,000 sq. ft. (65 m ² - 95 m ²)	48 hours	Up to 3 Yrs	Yes	Yes	Easy reapplication. No stripping necessary. Excellent stain protection.
High-Sheen (Interior Only)	High-Gloss Sealer	3-4	700 - 1,000 sq. ft. (65 m ² - 95 m ²)	48 hours	Up to 3 Yrs	Yes	No	Interior areas only.

Maintenance

Purpose: To safely maintain a clean tile and grout surface and to preserve the tile's beauty and integrity.

Type of Maintenance	Product Options	Dilution Ratio	Expected Coverage Per Gallon (3.78 L)	Notes
Routine	Concentrated Stone & Tile Cleaner AquaKleen™	1-4 oz./gallon of water (30-118 ml/3.78 L) Use undiluted	10,000-20,000 sq. ft. (930 m ² -1,860 m ²)	Highly-concentrated. Neutral pH. For regular use. Quick spray and wipe cleaning.
Periodic Heavy-Duty	Heavy-Duty Tile & Grout Cleaner Stone Deep Clean	Add up to 4 parts water	500 - 600 sq. ft. (45 m ² -55 m ²)	Contains no acid. Safe on stone, grout and mortar. Will remove floor finishes.

Sandstone; Bluestone; Brownstone

Pre-Grouting Sealing

Purpose: To protect porous stone from grout staining and ease grout clean-up.

Desired Result	Product Options	# of Coats	Approx. Coverage Per/Coat Per/Gal (3.78 L)	Cure Time Prior To Grouting	Int.	Ext.	Notes
Premium No-Sheen Natural Look	Sealer's Choice® Gold Ultra-Solv®	1	400 sq. ft. (35 m ²)	2 hours	Yes	Yes	Recommended for maximum stain protections when a no-sheen, natural look is required.
Economical No-Sheen Natural Look	Penetrating Sealer Pro-Solv®	1	400 sq. ft. (35 m ²)	2 hours	Yes	Yes	Provides more limited protection than premium sealers.
Low-Medium Sheen	Seal & Finish Low Sheen	1	400 sq. ft. (35 m ²)	2 hours	Yes	Yes	Easy reapplication. No stripping necessary. Excellent stain protection.
High-Sheen (Interior Only)	High-Gloss Sealer	1	400 sq. ft. (35 m ²)	2 hours	Yes	No	Easy reapplication. Rough, Textured surfaces only.
Premium No-Sheen Darkened Color Enhancement	Enrich 'N' Seal™	1	500 sq. ft. (45 m ²)	2 hours	Yes	Yes	Use only on unsealed stone surfaces. Critical to test for desired look as darkening is non-reversible.
Economical No-Sheen Darkened Color Enhancement	Stone Enhancer	1	500 sq. ft. (45 m ²)	2 hours	Yes	Yes	Use only on unsealed stone surfaces. Critical to test for desired look as darkening is non-reversible.

Sealing/Finishing

Purpose: To protect porous stone from sub-surface staining and ease ongoing maintenance.

Desired Result	Product Options	# of Coats	Approx. Coverage Per/Coat Per/Gal (3.78 L)	Grout Cure Time Prior To Sealing	Expected Wear	Int.	Ext.	Notes
Premium No-Sheen Natural Look	Sealer's Choice™ Gold Ultra-Solv®	2	400 - 600 sq. ft. (35 m ² -55 m ²)	48 hours	Up to 15 Yrs	Yes	Yes	Recommended for maximum stain protection when a no-sheen, natural look is required.
Economical No-Sheen Natural Look	Penetrating Sealer Pro-Solv®	2	400 - 600 sq. ft. (35 m ² -55 m ²)	48 hours	Up to 5 Yrs Up to 10 Yrs	Yes	Yes	Provides more limited protection than premium sealers.
Low-Medium Sheen	Seal & Finish Low Sheen	2-3	400 - 600 sq. ft. (35 m ² -55 m ²)	48 hours	Up to 3 Yrs	Yes	Yes	Easy reapplication. No stripping necessary. Excellent stain protection.
High-Sheen (Interior Only)	High-Gloss Sealer	2-3	400 - 600 sq. ft. (35 m ² -55 m ²)	48 hours	Up to 3 Yrs	Yes	No	Easy reapplication. Rough, textured surfaces only.
Premium No-Sheen Darkened Color Enhancement	Enrich 'N' Seal™	1-2	600 - 800 sq. ft. sq. ft. (35 m ² -75 m ²)	48 hours	Up to 15 Yrs	Yes	Yes	Use only on unsealed stone - seals the surface as it darkens. Critical to test for desired look as darkening is non-reversible.
Economical No-Sheen Darkened Color Enhancement	Stone Enhancer	1-2	600 - 800 sq. ft. sq. ft. (35 m ² -75 m ²)	48 hours	Up to 5 Yrs	Yes	Yes	Use only on unsealed stone - seals the surface as it darkens. Critical to test for desired look as darkening is non-reversible.

Maintenance

Purpose: To safely maintain a clean stone and grout surface and to preserve the tile's beauty and integrity.

Type of Maintenance	Product Options	Dilution Ratio	Expected Coverage Per Gallon (3.78 L)	Notes
Routine	Concentrated Stone & Tile Cleaner AquaKleen™	1-4 oz./gallon of water (30-118 ml/3.78 L) Use undiluted	10,000-20,000 sq. ft. (930 m ² -1,860 m ²)	Highly-concentrated. Neutral pH. For regular use. Quick spray and wipe cleaning.
Periodic Heavy-Duty	Heavy-Duty Tile & Grout Cleaner Stone Deep Clean	Add up to 4 parts water	500 - 600 sq. ft. (45 m ² -55 m ²)	Contains no acid. Safe on stone, grout and mortar.
Periodic Heavy-Duty Large Commercial Areas	1 & 2 Deep Clean	1/4 to 1/2 cup (60 - 120 ml) of powder and liquid to 2 1/2 gallons (9.5 L) of water	8,000 - 32,000 sq. ft. (743 m ² -2,973 m ²)	Recommended for large commercial floor applications.

Pre-Grouting Sealing

Purpose: To protect porous stone from grout staining and ease grout clean-up.

Desired Result	Product Options	# of Coats	Approx. Coverage Per/Coat Per/Gal (3.78 L)	Cure Time Prior To Grouting	Int.	Ext.	Notes
Premium No-Sheen Natural Look	Sealer's Choice® Gold Ultra-Solv®	1	400 sq. ft. (35 m ²)	2 hours	Yes	Yes	Recommended for maximum stain protection when a no-sheen, natural look is required.
Economical No-Sheen Natural Look	Penetrating Sealer Pro-Solv®	1	400 sq. ft. (35 m ²)	2 hours	Yes	Yes	Provides more limited protection than premium sealers.
Premium No-Sheen Darkened Color Enhancement	Enrich'N'Seal™	1	700 sq. ft. (65 m ²)	2 hours	Yes	Yes	Use only on unsealed stone surfaces. Critical to test for desired look as darkening is non-reversible.
Economical No-Sheen Darkened Color Enhancement	Stone Enhancer	1	700 sq. ft. (65 m ²)	2 hours	Yes	Yes	Use only on unsealed stone surfaces. Critical to test for desired look as darkening is non-reversible.

Sealing

Purpose: To protect porous stone from sub-surface staining and ease ongoing maintenance.

Desired Result	Product Options	# of Coats	Approx. Coverage Per/Coat Per/Gal (3.78 L)	Grout Cure Time Prior To Sealing	Expected Wear	Int.	Ext.	Notes
Premium No-Sheen Natural Look	Sealer's Choice® Gold Ultra-Solv®	2	400 -600 sq. ft. (35 m ² -55 m ²)	48 hours	Up to 15 Yrs	Yes	Yes	Recommended for maximum stain protection when a no-sheen, natural look is required.
Economical No-Sheen Natural Look	Penetrating Sealer Pro-Solv®	2	400 -600 sq. ft. (35 m ² -55 m ²)	48 hours	Up to 5 Yrs Up to 10 Yrs	Yes	Yes	Provides more limited protection than premium sealers.
Premium No-Sheen Darkened Color Enhancement	Enrich'N'Seal™	1-2	800 -1,00 sq. ft. (75 m ² -95 m ²)	48 hours	Up to 15 Yrs	Yes	Yes	Use only on unsealed stone surfaces – seals the surface as it darkens. Critical to test for desired look as darkening is non-reversible.
Economical No-Sheen Darkened Color Enhancement	Stone Enhancer	1-2	800 -1,00 sq. ft. (75 m ² -95 m ²)	48 hours	Up to 5 Yrs	Yes	Yes	Use only on unsealed stone surfaces – seals the surface as it darkens. Critical to test for non-reversible.

Maintenance

Purpose: To safely maintain a clean stone and grout surface and to preserve the stone's beauty and integrity.

Type of Maintenance	Product Options	Dilution Ratio	Expected Coverage Per Gallon (3.78 L)	Notes
Routine	Concentrated Stone & Tile Cleaner AquaKleen™	1-4 oz./gallon of water (30-118 ml/3.78 L) Use undiluted	10,000-20,000 sq. ft. (930 m ² -1,860 m ²)	Highly-concentrated. Neutral pH. For regular use. Quick spray and wipe cleaning.
Periodic Heavy-Duty	Heavy-Duty Tile & Grout Cleaner Stone Deep Clean	Add up to 4 parts water	500 - 600 sq. ft. (45 m ² -55 m ²)	Contains no acid. Safe on stone, grout and mortar.
Periodic Heavy-Duty Large Commercial Areas	1 & 2 Deep Clean	1/4 to 1/2 cup (60 - 120 ml) powder and liquid to 2 1/2 gallons (9.5 L) of water	8,000 - 32,000 sq. ft. (743 m ² -2,973 m ²)	Recommended for large commercial floor applications.

Slate

Pre-Grouting Sealing

Purpose: To protect porous slate from grout staining and ease grout clean-up.

Desired Result	Product Options	# of Coats	Approx. Coverage Per/Coat Per/Gal (3.78 L)	Cure Time Prior To Grouting	Int.	Ext.	Notes
Premium No-Sheen Natural Look	Sealer's Choice® Gold Ultra-Solv®	1	400 sq. ft. (35 m ²)	2 hours	Yes	Yes	Recommended for maximum stain protections when a no-sheen, natural look is required.
Economical No-Sheen Natural Look	Penetrating Sealer Pro-Solv®	1	400 sq. ft. (35 m ²)	2 hours	Yes	Yes	Provides more limited protection than premium sealers.
Low-Medium Sheen	Seal & Finish Low Sheen	1	400 sq. ft. (35 m ²)	2 hours	Yes	Yes	Easy reapplication. No stripping necessary. Excellent stain protection.
High-Sheen (Interior Only)	High-Gloss Sealer	1	400 sq. ft. (35 m ²)	2 hours	Yes	No	Easy reapplication. Rough, Textured surfaces only.
Premium No-Sheen Darkened Color Enhancement	Enrich 'N' Seal™	1	500 sq. ft. (45 m ²)	2 hours	Yes	Yes	Use only on unsealed stone surfaces. Critical to test for desired look as darkening is non-reversible.
Economical No-Sheen Darkened Color Enhancement	Stone Enhancer	1	500 sq. ft. (45 m ²)	2 hours	Yes	Yes	Use only on unsealed stone surfaces. Critical to test for desired look as darkening is non-reversible.

Sealing/Finishing

Purpose: To protect porous stone from sub-surface staining and ease ongoing maintenance.

Desired Result	Product Options	# of Coats	Approx. Coverage Per/Coat Per/Gal (3.78 L)	Grout Cure Time Prior To Sealing	Expected Wear	Int.	Ext.	Notes
Premium No-Sheen Natural Look	Sealer's Choice® Gold Ultra-Solv®	2	400 - 600 sq. ft. (35 m ² -55 m ²)	48 hours	Up to 15 Yrs	Yes	Yes	Recommended for maximum stain protection when a no-sheen, natural look is required.
Economical No-Sheen Natural Look	Penetrating Sealer Pro-Solv®	2	400 - 600 sq. ft. (35 m ² -55 m ²)	48 hours	Up to 5 Yrs Up to 10 Yrs	Yes	Yes	Provides more limited protection than premium sealers.
Low-Medium Sheen	Seal & Finish Low Sheen	2-3	400 - 600 sq. ft. (35 m ² -55 m ²)	48 hours	Up to 3 Yrs	Yes	Yes	Easy reapplication. No stripping necessary. Excellent stain protection.
High-Sheen (Interior Only)	High-Gloss Sealer	2-3	400 - 600 sq. ft. (35 m ² -55 m ²)	48 hours	Up to 3 Yrs	Yes	No	Easy reapplication. Rough, textured surfaces only.
Premium No-Sheen Darkened Color Enhancement	Enrich 'N' Seal™	1-2	500 - 1,000 sq. ft. (45 m ² -95 m ²)	48 hours	Up to 15 Yrs	Yes	Yes	Use only on unsealed stone – seals the surface as it darkens. Critical to test for desired look as darkening is non-reversible.
Economical No-Sheen Darkened Color Enhancement	Stone Enhancer	1-2	500 - 1,000 sq. ft. (45 m ² -95 m ²)	48 hours	Up to 5 Yrs	Yes	Yes	Use only on unsealed stone – seals the surface as it darkens. Critical to test for desired look as darkening is non-reversible.

Maintenance

Purpose: To safely maintain a clean slate and grout surface and to preserve the tile's beauty and integrity.

Type of Maintenance	Product Options	Dilution Ratio	Expected Coverage Per Gallon (3.78 L)	Notes
Routine	Concentrated Stone & Tile Cleaner AquaKleen™	1-4 oz./gallon of water (30-118 ml/3.78 L) Use undiluted	10,000-20,000 sq. ft. (930 m ² -1,860 m ²)	Highly-concentrated. Neutral pH. For regular use. Quick spray and wipe cleaning.
Periodic Heavy-Duty	Heavy-Duty Tile & Grout Cleaner Stone Deep Clean	Add up to 4 parts water	500 - 600 sq. ft. (45 m ² -55 m ²)	Contains no acid. Safe on stone, grout and mortar.
Periodic Heavy-Duty Large Commercial Areas	1 & 2 Deep Clean	1/4 to 1/2 cup (60 - 120 ml) of powder & liquid to 2 1/2 gallons (9.5 L) of water	8,000 - 32,000 sq. ft. (743 m ² -2,973 m ²)	Recommended for large commercial floor applications.

Pre-Grouting Sealing

Purpose: To protect porous stone from grout staining and ease grout clean-up.

Desired Result	Product Options	# of Coats	Approx. Coverage Per/Coat Per/Gal (3.78 L)	Cure Time Prior To Grouting	Int.	Ext.	Notes
Premium No-Sheen Natural Look	Sealer's Choice® Gold Ultra-Solv®	1	800 - 1,000 sq. ft. (75 m ² -95 m ²)	2 hours	Yes	Yes	Recommended for maximum stain protection when a no-sheen, natural look is required.
Economical No-Sheen Natural Look	Penetrating Sealer Pro-Solv®	1	800 - 1,000 sq. ft. (75 m ² -95 m ²)	2 hours	Yes	Yes	Provides more limited protection than premium sealers.
Premium No-Sheen Darkened Color Enhancement	Enrich'N'Seal™	1	1,000 sq. ft. (95 m ²)	2 hours	Yes	Yes	Use only on unsealed stone surfaces. Critical to test for desired look as darkening is non-reversible.
Economical No-Sheen Darkened Color Enhancement	Stone Enhancer	1	1,000 sq. ft. (95 m ²)	2 hours	Yes	Yes	Use only on unsealed stone surfaces. Critical to test for desired look as darkening is non-reversible.

Sealing

Purpose: To protect porous stone from sub-surface staining and ease ongoing maintenance.

Desired Result	Product Options	# of Coats	Approx. Coverage Per/Coat Per/Gal (3.78 L)	Grout Cure Time Prior To Sealing	Expected Wear	Int.	Ext.	Notes
Premium No-Sheen Natural Look	Sealer's Choice® Gold Ultra-Solv®	1	1,000 sq. ft. (95 m ²)	48 hours	Up to 15 Yrs	Yes	Yes	Recommended for maximum stain protection when a no-sheen, natural look is required.
Economical No-Sheen Natural Look	Penetrating Sealer Pro-Solv®	1	1,000 sq. ft. (95 m ²)	48 hours	Up to 5 Yrs Up to 10 Yrs	Yes	Yes	Provides more limited protection than premium sealers.
Premium No-Sheen Darkened Color Enhancement	Enrich'N'Seal™	1	1,200 sq. ft. (110 m ²)	48 hours	Up to 15 Yrs	Yes	Yes	Use only on unsealed stone surfaces - seals the surface as it darkens. Critical to test for desired look as darkening is non-reversible.
Economical No-Sheen Darkened Color Enhancement	Stone Enhancer	1	1,200 sq. ft. (110 m ²)	48 hours	Up to 5 Yrs	Yes	Yes	Use only on unsealed stone surfaces - seals the surface as it darkens. Critical to test for non-reversible.

Maintenance

Purpose: To safely maintain a clean stone and grout surface and to preserve the stone's beauty and integrity.

Type of Maintenance	Product Options	Dilution Ratio	Expected Coverage Per Gallon (3.78 L)	Notes
Routine	Concentrated Stone & Tile Cleaner AquaKleen™	1-4 oz./gallon of water (30-118 ml/3.78 L) Use undiluted	10,000-20,000 sq. ft. (930 m ² -1,860 m ²)	Highly-concentrated. Neutral pH. For regular use. Quick spray and wipe cleaning.
Periodic Heavy-Duty	Heavy-Duty Tile & Grout Cleaner Stone Deep Clean	Add up to 4 parts water	500 - 600 sq. ft. (45 m ² -55 m ²)	Contains no acid. Safe on stone, grout and mortar.
Periodic Heavy-Duty Large Commercial Areas	1 & 2 Deep Clean	1/4 to 1/2 cup (60 - 120 ml) powder and liquid to 2 1/2 gallons (9.5 L) of water	8,000 - 32,000 sq. ft. (743 m ² -2,973 m ²)	Recommended for large commercial floor applications.

Terra-Cotta Tile – Unsealed

Pre-Grouting Sealing

Purpose: To protect porous tile from grout staining and ease grout clean-up.

Desired Result	Product Options	# of Coats	Approx. Coverage Per/Coat Per/Gal (3.78 L)	Cure Time Prior To Grouting	Int.	Ext.	Notes
Premium No-Sheen Natural Look	Sealer's Choice® Gold Ultra-Solv®	1	400 sq. ft. (35 m ²)	2 hours	Yes	Yes	Recommended for maximum stain protections when a no-sheen, natural look is required.
Economical No-Sheen Natural Look	Penetrating Sealer Pro-Solv®	1	400 sq. ft. (35 m ²)	2 hours	Yes	Yes	Provides more limited protection than premium sealers.
Low-Medium Sheen	Seal & Finish Low Sheen	1	400 sq. ft. (35 m ²)	2 hours	Yes	Yes	Easy reapplication. No stripping necessary. Excellent stain protection.
High-Sheen (Interior Only)	High-Gloss Sealer	1	400 sq. ft. (35 m ²)	2 hours	Yes	No	Easy reapplication.

Sealing/Finishing

Purpose: To protect porous tile from sub-surface staining and ease ongoing maintenance.

Desired Result	Product Options	# of Coats	Approx. Coverage Per/Coat Per/Gal (3.78 L)	Grout Cure Time Prior To Sealing	Expected Wear	Int.	Ext.	Notes
Premium No-Sheen Natural Look	Sealer's Choice® Gold Ultra-Solv®	2-3	400 -600 sq. ft. (35 m ² - 55 m ²)	48 hours	Up to 15 Yrs	Yes	Yes	Use if a no-sheen, natural look is required. Low to high-sheen finishes will result in easier ongoing maintenance.
Economical No-Sheen Natural Look	Penetrating Sealer Pro-Solv®	2-3	400 -600 sq. ft. (35 m ² - 55 m ²)	48 hours	Up to 5 Yrs Up to 10 Yrs	Yes	Yes	Provides more limited protection than premium sealers.
Low-Medium Sheen	Seal & Finish Low Sheen	3-4	400 -600 sq. ft. (35 m ² - 55 m ²)	48 hours	Up to 3 Yrs	Yes	Yes	Easy reapplication. No stripping necessary. Excellent stain protection.
High-Sheen (Interior Only)	High-Gloss Sealer	3-4	400 -600 sq. ft. (35 m ² - 55 m ²)	48 hours	Up to 3 Yrs	Yes	No	Easy reapplication.

Maintenance

Purpose: To safely maintain a clean tile and grout surface and to preserve the stone's beauty and integrity.

Type of Maintenance	Product Options	Dilution Ratio	Expected Coverage Per Gallon (3.78 L)	Notes
Routine	Concentrated Stone & Tile Cleaner AquaKleen™	1-4 oz./gallon of water (30-118 ml/3.78 L) Use undiluted	10,000-20,000 sq. ft. (930 m ² -1,860 m ²)	Highly-concentrated. Neutral pH. For regular use. Quick spray and wipe cleaning.
Periodic Heavy-Duty	Heavy-Duty Tile & Grout Cleaner Stone Deep Clean	Add up to 4 parts water	500 - 600 sq. ft. (45 m ² -55 m ²)	Contains no acid. Safe on stone, grout and mortar.

Pre-Grouting Sealing

Purpose: To protect terrazzo stone from grout staining and ease grout clean-up.

Desired Result	Product Options	# of Coats	Approx. Coverage Per/Coat Per/Gal (3.78 L)	Cure Time Prior To Grouting	Int.	Ext.	Notes
Premium No-Sheen Natural Look	Sealer's Choice® Gold Ultra-Solv™	1	1,000 sq. ft. (95 m²)	2 hours	Yes	Yes	Recommended in food preparation or serving areas for maximum stain protection when a no-sheen, natural look is required.
Economical No-Sheen Natural Look	Penetrating Sealer Pro-Solv®	1	1,000 sq. ft. (95 m²)	2 hours	Yes	Yes	Provides more limited protection in food preparation and serving areas.
Premium No-Sheen Darkened Color Enhancement	Enrich'N'Seal™	1	1,200 sq. ft. (115 m²)	2 hours	Yes	Yes	Recommended on porous, unsealed surfaces. Sealer darkens. Critical to test for desired results as darkening is non-reversible.
Economical No-Sheen Darkened Color Enhancement	Stone Enhancer	1	1,200 sq. ft. (115 m²)	2 hours	Yes	Yes	Recommended on porous, unsealed surfaces. Sealer darkens. Critical to test for desired results as darkening is non-reversible.

Note: Most epoxy-bodied terrazzo is impervious and will not accept a sealer.

Sealing

Purpose: To protect porous stone from sub-surface staining and ease ongoing maintenance.

Desired Result	Product Options	# of Coats	Approx. Coverage Per/Coat Per/Gal (3.78 L)	Grout Cure Time Prior To Sealing	Expected Wear	Int.	Ext.	Notes
Premium No-Sheen Natural Look	Sealer's Choice® Gold Ultra-Solv®	1-2	1,000 sq. ft. (95 m²)	48 hours	Up to 15 Yrs	Yes	Yes	Recommended for maximum stain protection when a no-sheen, natural look is required.
Economical No-Sheen Natural Look	Penetrating Sealer Pro-Solv®	1-2	1,000 sq. ft. (95 m²)	48 hours	Up to 5 Yrs Up to 10 Yrs	Yes	Yes	Provides more limited protection than premium sealers.
Premium No-Sheen Darkened Color Enhancement	Enrich'N'Seal™	1-2	1,000 sq. ft. (95 m²)	48 hours	Up to 15 Yrs	Yes	Yes	Use only on unsealed terrazzo – seals the surface as it darkens. Critical to test for desired look as darkening is non-reversible.
Economical No-Sheen Darkened Color Enhancement	Stone Enhancer	1-2	1,000 sq. ft. (95 m²)	48 hours	Up to 5 Yrs	Yes	Yes	Use only on unsealed terrazzo – seals the surface as it darkens. Critical to test for non-reversible.

Finishing

Purpose: To provide and maintain a protective wear-layer and enhance the surface shine on walls and countertops.

Type of Maintenance	Product Options	Dilution Ratio	Expected Coverage	Int.	Ext.	Notes
Protect Factory Polish on Countertops and Walls	Stone Clean & Shine Brilliance®	Use undiluted	N/A	Yes	No	Designed to polish & clean - helps maintain factory shine. Not recommended for floors.

Maintenance

Purpose: To safely maintain a clean terrazzo and grout surface and to preserve the stone's beauty and integrity.

Type of Maintenance	Product Options	Dilution Ratio	Expected Coverage Per Gallon (3.78 L)	Notes
Routine	Concentrated Stone & Tile Cleaner AquaShield™	1-4 oz./gallon of water (30-118 ml/3.78 L) Use undiluted	10,000-20,000 sq. ft. (930 m²-1,860 m²)	Highly-concentrated. Neutral pH. For regular use. Quick spray and wipe cleaning.
Routine Countertops & Walls	Stone Clean & Shine Brilliance	Use undiluted	N/A	Designed to clean and polish – helps maintain factory shine. Not for floors.
Periodic Heavy-Duty	Stone Deep Clean or Heavy-Duty Tile & Grout Cleaner	Add up to 4 parts water	500 - 600 sq. ft. (45 m²-55 m²)	Contains no acid. Safe on tile, grout and mortar. Removes wax-type finishes.
Periodic Heavy-Duty Large Commercial Areas	1&2 Deep Clean	1/4 to 1/2 cup (60-120 ml) powder and liquid to 2 1/2 gallons (9.5 L) of water	8,000 - 32,000 sq. ft. (743 m²-2,973 m²)	Recommended for large commercial floor applications.

Note: Heavy-duty cleaners will remove wax-type finishes.

Travertine – Honed

Pre-Grouting Sealing

Purpose: To protect porous stone from grout staining and ease grout clean-up.

Desired Result	Product Options	# of Coats	Approx. Coverage Per/Coat Per/Gal (3.78 L)	Cure Time Prior To Grouting	Int.	Ext.	Notes
Premium No-Sheen Natural Look	Sealer's Choice® Gold Ultra-Solv™	1	800 sq. ft. (75 m ²)	2 hours	Yes	Yes	Recommended in food preparation or serving areas for maximum stain protection when a no-sheen, natural look is required.
Economical No-Sheen Natural Look	Penetrating Sealer Pro-Solv®	1	800 sq. ft. (75 m ²)	2 hours	Yes	Yes	Provides more limited protection in food preparation and serving areas.
Premium No-Sheen Darkened Color Enhancement	Enrich'N'Seal™	1	800 sq. ft. (75 m ²)	2 hours	Yes	Yes	Use only on unsealed stone surfaces. Critical to test for desired look as darkening is non-reversible.
Economical No-Sheen Darkened Color Enhancement	Stone Enhancer	1	800 sq. ft. (75 m ²)	2 hours	Yes	Yes	Use only on unsealed stone surfaces. Critical to test for desired look as darkening is non-reversible.

Sealing

Purpose: To protect porous stone from sub-surface staining and ease ongoing maintenance.

Desired Result	Product Options	# of Coats	Approx. Coverage Per/Coat Per/Gal (3.78 L)	Grout Cure Time Prior To Sealing	Expected Wear	Int.	Ext.	Notes
Premium No-Sheen Natural Look	Sealer's Choice® Gold Ultra-Solv®	2	700 - 1,000 sq. ft. (65 m ² - 95 m ²)	48 hours	Up to 15 Yrs	Yes	Yes	Recommended for maximum stain protection when a no-sheen, natural look is required.
Economical No-Sheen Natural Look	Penetrating Sealer Pro-Solv®	2	700 - 1,000 sq. ft. (65 m ² - 95 m ²)	48 hours	Up to 5 Yrs Up to 10 Yrs	Yes	Yes	Provides more limited protection than premium sealers.
Premium No-Sheen Darkened Color Enhancement	Enrich'N'Seal™	1-2	1,200 sq. ft. (110 m ²)	48 hours	Up to 15 Yrs	Yes	Yes	Use only on unsealed stone – seals the surface as it darkens. Critical to test for desired look as darkening is non-reversible.
Economical No-Sheen Darkened Color Enhancement	Stone Enhancer	1-2	1,200 sq. ft. (110 m ²)	48 hours	Up to 5 Yrs	Yes	Yes	Use only on unsealed stone – seals the surface as it darkens. Critical to test for non-reversible.

Maintenance

Purpose: To safely maintain a clean stone and grout surface and to preserve the stone's beauty and integrity.

Type of Maintenance	Product Options	Dilution Ratio	Expected Coverage Per Gallon (3.78 L)	Notes
Routine	Concentrated Stone & Tile Cleaner AquaKleen™	1-4 oz./gallon of water (30-118 ml/3.78 L) Use undiluted	10,000-20,000 sq. ft. (930 m ² -1,860 m ²)	Highly-concentrated. Neutral pH. For regular use. Quick spray and wipe cleaning.
Routine Countertops & Walls	Stone Clean & Shine Brilliance®	Use undiluted	N/A	Designed to clean and polish – helps maintain factory shine.
Periodic Heavy-Duty	Stone Deep Clean or Heavy-Duty Tile & Grout Cleaner	Add up to 4 parts water	500 - 600 sq. ft. (45 m ² -55 m ²)	Contains no acid. Safe on tile, grout and mortar. Removes wax-type finishes.
Periodic Heavy-Duty Large Commercial Areas	1&2 Deep Clean	1/4 to 1/2 cup (60-120 ml) powder and liquid to 2 1/2 gallons (9.5 L) of water	8,000 - 32,000 sq. ft. (743 m ² -2,973 m ²)	Recommended for large commercial floor applications.

Pre-Grouting Sealing

Purpose: To protect porous stone from grout staining and ease grout clean-up.

Desired Result	Product Options	# of Coats	Approx. Coverage Per/Coat Per/Gal (3.78 L)	Cure Time Prior To Grouting	Int.	Ext.	Notes
Premium No-Sheen Natural Look	Sealer's Choice® Gold Ultra-Solv™	1	1,000 sq. ft. (95 m²)	2 hours	Yes	Yes	Recommended in food preparation or serving areas for maximum stain protection when a no-sheen, natural look is required.
Economical No-Sheen Natural Look	Penetrating Sealer Pro-Solv®	1	1,000 sq. ft. (95 m²)	2 hours	Yes	Yes	Provides more limited protection in food preparation and serving areas.
Premium No-Sheen Darkened Color Enhancement	Enrich'N'Seal™	1	1,000 sq. ft. (95 m²)	2 hours	Yes	Yes	Use only on unsealed stone surfaces. Critical to test for desired look as darkening is non-reversible.
Economical No-Sheen Darkened Color Enhancement	Stone Enhancer	1	1,000 sq. ft. (95 m²)	2 hours	Yes	Yes	Use only on unsealed stone surfaces. Critical to test for desired look as darkening is non-reversible.

Sealing

Purpose: To protect porous stone from sub-surface staining and ease ongoing maintenance.

Desired Result	Product Options	# of Coats	Approx. Coverage Per/Coat Per/Gal (3.78 L)	Grout Cure Time Prior To Sealing	Expected Wear	Int.	Ext.	Notes
Premium No-Sheen Natural Look	Sealer's Choice® Gold Ultra-Solv®	1-2	1,000 sq. ft. (95 m²)	48 hours	Up to 15 Yrs	Yes	Yes	Recommended where maximum stain protection is required.
Economical No-Sheen Natural Look	Penetrating Sealer Pro-Solv®	1-2	1,000 sq. ft. (95 m²)	48 hours	Up to 5 Yrs Up to 10 Yrs	Yes	Yes	Provides more limited protection than premium sealers.
Premium No-Sheen Darkened Color Enhancement	Enrich'N'Seal™	1-2	1,000 sq. ft. (95 m²)	48 hours	Up to 15 Yrs	Yes	Yes	Use only on unsealed stone – seals the surface as it darkens. Critical to test for desired look as darkening is non-reversible.
Economical No-Sheen Darkened Color Enhancement	Stone Enhancer	1-2	1,000 sq. ft. (95 m²)	48 hours	Up to 5 Yrs	Yes	Yes	Use only on unsealed stone – seals the surface as it darkens. Critical to test for non-reversible.

Finishing

Purpose: To provide and maintain a protective wear-layer and enhance the surface shine on walls and countertops.

Type of Maintenance	Product Options	Dilution Ratio	Expected Coverage	Int.	Ext.	Notes
Protect Factory Polish on Countertops and Walls	Stone Clean & Shine Brilliance®	Use undiluted to spray and buff	N/A	Yes	No	Designed to polish & clean - helps maintain factory shine. Not recommended for floors.

Maintenance

Purpose: To safely maintain a clean stone and grout surface and to preserve the stone's beauty and integrity.

Type of Maintenance	Product Options	Dilution Ratio	Expected Coverage Per Gallon (3.78 L)	Notes
Routine	Concentrated Stone & Tile Cleaner AquaKleen™	1-4 oz./gallon of water (30-118 ml/3.78 L) Use undiluted	10,000-20,000 sq. ft. (930 m²-1,860 m²)	Highly-concentrated. Neutral pH. For regular use. Quick spray and wipe cleaning.
Periodic Heavy-Duty	Stone Deep Clean or Heavy-Duty Tile & Grout Cleaner	Add up to 4 parts water	500 - 600 sq. ft. (45 m²-55 m²)	Contains no acid. Safe on tile, grout and mortar. Removes wax-type finishes.
Periodic Heavy-Duty Large Commercial Areas	1&2 Deep Clean	1/4 to 1/2 cup (60-120 ml) powder and liquid to 2 1/2 gallons (9.5 L) of water	8,000 - 32,000 sq. ft. (743 m²-2,973 m²)	Recommended for large commercial floor applications.

DATA SHEETS

SEALERS

AQUA MIX® ENRICH 'N' SEAL™

1. Product Name

Aqua Mix® Enrich 'N' Seal™

2. Manufacturer

Custom Building Products
13001 Seal Beach Blvd.
Seal Beach, CA 90740-2757
Customer Support: 800-272-8786
Technical Services: 800-282-8786
Fax: 800- 200-7765
Email: contactus@cbpmail.net
custombuildingproducts.com



3. Product Description

A premium, no-sheen, enhanced-look 100% polymer-solid, penetrating sealer formulated to darken, enrich, and highlight the character and beauty of unsealed natural stone.

KEY FEATURES

- Rejuvenates the color and improves the appearance of worn and weathered stone
- May also be used as a pre-grouting sealer
- Allows moisture-vapor transmission
- Effectively seals and darkens the color of grout joints

AREAS OF USE

- Unsealed natural stone such as marble, granite, slate, limestone, travertine, quartzite, and sandstone
- Effective for interior and exterior applications

LIMITATIONS

- Do not allow sealer to come in contact with any non-recommended surface as product is not completely removable
- Sealers and finishes should not be used before or after use of Enrich 'N' Seal™
- If Enrich 'N' Seal™ is not wiped completely dry within 5 minutes, a residue may form. If residue occurs, use a scrub brush or floor machine with Aqua Mix NanoScrub® or Heavy-Duty Tile & Grout Cleaner to remove sealer residue. Always try a small test area to ensure results. If results are not satisfactory, contact Technical Services for additional options
- Keep floor surfaces dry and clean to reduce possibility of slip-fall accidents. Routine pressure-washing will affect expected wear
- Sealers will not prevent surface wear or etching from acids or caustic chemicals

EXPECTED WEAR UP TO 15 YEARS

- Will vary depending on hardness and texture of surface, type of area, surface wear, frequency, and type of maintenance products used
- Exterior applications may require more frequent reapplications
- Weather conditions, harsh cleaning methods, and high-alkaline, acidic, or solvent-based cleaners will affect wear

4. Technical Data

- Complies with all Federal EPA and SCAQMD standards for VOC

TEST METHOD	TEST RESULTS
Stain Resistance (CTI 72)	Excellent
Service Time	12 hours
Full Cure	48 hours

5. Installation

METHODS

Application

Read entire label before using. For new installations, sealer can be applied to a dry surface as soon as 72 hours after grouting. Surface must be clean, dry, and free of existing sealers or coatings. Apply using a sponge, brush, paint pad, cotton towel, or sprayer. NOTE: Avoid overlapping and rundown. On vertical surfaces, apply bottom to up or apply to each tile prior to installation. Be sure any sealer that does not penetrate surface is polished dry off surface within 5 minutes of each application using absorbent paper or cotton towels. If Enrich 'N' Seal residue is not

completely removed from stone and grout surface within 5 minutes of application, a residue may form. If 2 or more coats are applied, allow a minimum of 30 minutes drying time between applications. Ready for surface traffic in 12 hours after final application. Keep dry for 12 hours. Achieves full cure in 48 hours. Some highly porous surfaces may require an additional application after full cure insuring that all residue is removed within 5 minutes. Clean applicator tools with mineral spirits after each use.

Pre-Grouting Application

Apply over clean stone or tile a minimum of 16 hours prior to grouting - follow application procedures above.

Coverage

Approximately 500 to 1,500 sq. ft. (46 M² to 139 M²) per coat per gallon (3.78 L), depending on type of stone or tile, porosity and texture of surface, temperature, humidity, and method of application.

Handling and Storage

- Close container tightly after each use
- Store in original container only
- Store and use between temperatures of 40° F and 90° F (4° C and 32° C)
- Dispose of residue or any unused leftover product in accordance with applicable federal, state, and local requirements

DANGER

FLAMMABLE. MAY BE HARMFUL IF SWALLOWED. MAY IRRITATE EYES AND SKIN. Keep away from heat and sources of ignition. Wear skin and eye protection. Do not breathe vapor or spray. Contains alkylalkoxysilanes. If in eyes, flush with water for at least 15 minutes. If on skin, wash with soap and water. If irritation persists, seek medical attention. If swallowed, DO NOT induce vomiting. Seek medical attention.

6. Availability & Cost

Contact the manufacturer or visit custombuildingproducts.com for information about product cost and availability.

	ITEM CODE	SIZE	PACKAGE
USA	100250	1 pt (473 ml)	Bottle
USA	AMES24Z	24 oz. (710 ml)	Bottle
USA	100251-4	1 qt (946 ml)	Bottle
USA	AMESHG	1/2 gallon (1.89 L)	Bottle
USA	100252	1 gallon (3.78 L)	Bottle
Canada	C100250	1 pt (473 ml)	Bottle
Canada	C100251-4	1 qt (946 ml)	Bottle

Canada	C100252	1 gallon (3.78 L)	Bottle
--------	---------	-------------------	--------

7. Limited Product Warranty

Custom Building Products warrants to the original consumer purchaser that its product shall be free from defects in material and workmanship under normal and proper usage for a period of one year following the date of original purchase. Custom’s sole liability under this warranty shall be limited to the replacement of the product. Some states, countries or territories do not allow the exclusion or limitation of incidental or consequential damages, so the above limitation or exclusion may not apply to you. This warranty will not extend to any product which has been modified in any way or which has not been used in accordance with Custom’s printed instructions. Custom makes no other warranties either expressed or implied. This warranty gives you specific legal rights, and you may have other rights that vary from state to state or from one country/territory to another.

For details and complete warranty information, visit custombuildingproducts.com

8. Maintenance

Aqua Mix® Concentrated Stone & Tile Cleaner or AquaKleen™ or AquaShield™ Cleaner & Resealer is recommended for routine spray and wipe cleaning and resealing.

9. Technical Services

For technical assistance contact Custom Building Products or visit custombuildingproducts.com.

10. Filing Systems

Additional product information is available from the manufacturer upon request.

Related Products:

- Aqua Mix® AquaKleen™
- Aqua Mix® Concentrated Stone & Tile Cleaner

ENRICH 'N' SEAL™

1. Product Name

Enrich 'N' Seal™

2. Fabricante

Custom Building Products
 13001 Seal Beach Blvd.
 Seal Beach, CA 90740-2757
 Atención al Cliente: 800-272-8786
 Asistencia Técnica: 800-282-8786
 Fax: 800-200-7765
 Correo electrónico: contactus@cbpmail.net
 custombuildingproducts.com

3. Descripción del producto

Enrich 'N' Seal™ de Aqua Mix es un sellador penetrante de excelente calidad, sin brillo, cuya fórmula a base de polímeros 100% sólidos brinda un aspecto mejorado a las piedras naturales sin sellar, oscureciéndolas, enriqueciéndolas y resaltando sus características y belleza.

CARACTERÍSTICAS PRINCIPALES

- Rejuvenece el color y mejora el aspecto de piedras desgastadas y deterioradas por la exposición a la intemperie
- También puede emplearse como un sellador previo a la aplicación de la boquilla
- Permite la transmisión de vapores húmedos
- Sella y oscurece eficazmente el color de las juntas de boquilla

ÁREAS DE USO

- Piedras naturales sin sellar tales como mármol, granito, pizarra, caliza, travertino, cuarcita y arenisca
- Eficaz para aplicaciones en interiores y exteriores

LIMITACIONES

- No permita que el sellador entre en contacto con superficies no recomendadas dado que el producto no puede quitarse por completo
- No deben usarse selladores o terminaciones ni antes ni después de aplicar Enrich 'N' Seal™
- Si Enrich 'N' Seal™ no se seca por completo pasando un paño dentro de los 5 minutos de haberlo aplicado, es posible que se forme un residuo de color gris sobre la superficie tratada. Si esto sucede, quite el residuo de sellador usando un cepillo para fregar o una máquina fregadora con NanoScrub® de Aqua Mix. Siempre pruebe el producto en un área pequeña para asegurar los resultados deseados. Si no está satisfecho con los resultados, comuníquese con el Servicio de Asistencia Técnica para consultar sobre otras opciones
- Mantenga las superficies de pisos secas y limpias para reducir la posibilidad de que se produzcan accidentes por resbalones. El lavado a presión periódico acelerará el desgaste esperado
- Los selladores no impedirán que la superficie se desgaste o marque debido al contacto con ácidos o químicos cáusticos



DESGASTE ESPERADO HASTA 15 AÑOS:

- Variará dependiendo de la dureza y textura de la superficie, tipo de área, desgaste de la superficie, frecuencia de empleo y tipo de productos de mantenimiento utilizados
- Las condiciones climáticas, los métodos fuertes de limpieza y los limpiadores con alto contenido alcalino, con ácidos o a base de solvente aceleran el desgaste

4. Datos técnicos

MÉTODO DE PRUEBA	RESULTADOS DE LA PRUEBA
Resistencia a las manchas (CTI 72)	Excelente
Tiempo de uso	12 horas
Curado completo	48 horas

5. Instalación

MÉTODOS

Aplicación

Lea toda la etiqueta antes de usar el producto. En el caso de nuevas instalaciones, puede aplicar el sellador a la superficie seca apenas hayan transcurrido 72 horas de la aplicación de la boquilla. La superficie debe estar limpia, seca y libre de selladores o revestimientos existentes. Aplique usando una esponja, pincel, almohadilla para pintar, toalla de algodón o rociador. NOTA: Evite reparar secciones ya tratadas y derrames. En superficies verticales, aplique de abajo hacia arriba o aplique a cada azulejo antes de su instalación. Asegúrese de quitar de la superficie todo el sellador que no haya penetrado antes de que transcurran 5 minutos de cada aplicación, usando papel absorbente o toallas de algodón. Si el residuo de Enrich 'N' Seal no se quita por completo de la superficie de piedras y boquillas antes de que transcurran 5 minutos de haberlo aplicado, se podría

formar un residuo de color gris. Si después de la aplicación del sellador las superficies no pulidas quedan brillosas, significa que hay presencia de residuos en la superficie por lo que será necesario pasarles un paño hasta secarlas. Si se aplican 2 o más capas, aguarde un mínimo de 30 minutos para que el material se seque entre capa y capa. Quite los residuos de la superficie después de cada aplicación. Habilite la circulación sobre dicha superficie 12 horas después de haber aplicado la última capa. Mantenga la superficie seca por 12 horas. Adquiere un curado completo en 48 horas. Algunas superficies altamente porosas podrían requerir una capa adicional después del curado completo. De ser así, asegúrese de quitar todo el residuo de sellador que haya quedado sobre la superficie dentro de los 5 minutos de haberlo aplicado. Limpie las herramientas de aplicación con alcoholes minerales después de cada uso.

Aplicación previa al emboquillado

Aplice sobre piedras, baldosas o azulejos limpios un mínimo de 24 horas antes de emboquillar - siga los procedimientos de aplicación descritos anteriormente.

Cobertura

Aproximadamente 500 a 1,500 pies cuadrados (46 m² a 139 m²) por capa por galón (3.8 L), dependiendo del tipo, porosidad y textura de la superficie, temperatura, humedad y método de aplicación.

Manipulación y almacenamiento

- Cierre el envase firmemente después de cada uso
- Guarde el material en su envase original únicamente
- Almacene y use el producto a temperaturas que oscilen entre 40°F y 90°F (4°C y 32°C)
- Deseche el material usado y todo resto del producto sin usar, de acuerdo con los requerimientos federales, estatales y locales aplicables

PELIGRO

INFLAMABLE. PUEDE SER NOCIVO SI SE INGIERE. PUEDE IRRITAR OJOS Y PIEL. Mantenga alejado del calor y fuentes de ignición. Use protección para la piel y los ojos. No aspire vapor ni rocío. Contiene alquilalcoxisilanos. Si entra en contacto con los ojos, enjuáguelos con agua durante al menos 15 minutos. Si entra en contacto con la piel, lave la zona afectada con agua y jabón. Si la irritación continúa, solicite atención médica. En caso de ingerirse, NO induzca el vómito. Solicite atención médica.

6. Disponibilidad y costo

Comuníquese con el fabricante o visite custombuildingproducts.com para obtener información acerca del costo y la disponibilidad del producto.

	CÓDIGO DE PRODUCTO	TAMAÑO	ENVASE
EE.UU.	100250	1 pinta (473 ml)	Botella
EE.UU.	100251-4	1 cuarto de galón (946 ml)	Botella
EE.UU.	100252	1 galón (3.8 L)	Botella
Canadá	C100250	1 pinta (473 ml)	Botella
Canadá	C100251-4	1 cuarto de galón (946 ml)	Botella
Canadá	C100252	1 galón (3.8 L)	Botella

7. Garantía Limitada del Producto

Custom Building Products garantiza al comprador original que el producto estará libre de defectos, tanto en material como en mano de obra, bajo condiciones de uso normal y apropiado, por un período de un año a partir de la fecha de la compra original. De acuerdo con esta garantía, la responsabilidad de Custom se limitará únicamente al reemplazo del producto. Algunos estados, países o territorios no permiten la exclusión o limitación de daños incidentales o consecuentes, de modo que la limitación o exclusión mencionada podría no aplicarse en su caso particular. Esta garantía no cubrirá ningún producto que haya sido modificado de alguna manera o que no haya sido utilizado siguiendo las instrucciones impresas de Custom. Custom no extiende ninguna otra garantía, ni expresa ni implícita. Esta garantía le otorga derechos legales específicos y, a su vez, usted puede tener otros derechos que varían de un estado a otro o de un país/territorio a otro.

Para consultar los detalles y la información completa de la garantía, visite custombuildingproducts.com.

8. Maintenance

Para resellados y limpiezas periódicas con paño y rociador, se recomienda usar cualquiera de los siguientes productos de Aqua Mix: Concentrated Stone & Tile Cleaner, AquaKleen™ o AquaShield™ .

9. Servicios Técnicos

Para obtener asistencia técnica, comuníquese con Custom Building Products o visite custombuildingproducts.com.

10. Sistema de Archivo

Se puede obtener información adicional sobre el producto solicitándola directamente al fabricante.

Productos relacionados:

- Aqua Mix®
- AquaKleen™
- Concentrated Stone & Tile Cleaner

AQUA MIX® FLOOR SHINE & HARDENER

1. Product Name

Aqua Mix® Floor Shine & Hardener

2. Manufacturer

Custom Building Products
13001 Seal Beach Blvd.
Seal Beach, CA 90740-2757
Customer Support: 800-272-8786
Technical Services: 800-282-8786
Fax: 800- 200-7765
Email: contactus@cbpmail.net
custombuildingproducts.com



3. Product Description

A clear, durable floor finish that resists surface abuse and leaves a beautiful high-sheen finish. May also be used for pre-grouting protection on polished porcelain and cracked glazes. Allows moisture vapor transmission.

KEY FEATURES

- Protective finish over sealed surfaces
- No buffing required

AREAS OF USE

- Sealed, textured, unglazed tile and stone surfaces such as slate, quarry, Saltillo, terra cotta, cement pavers, and masonry surfaces
- Effective for interior applications only

LIMITATIONS

- Do not allow product to come in contact with any non-recommended surface
- Do not use large-pored sponge applicator
- Do not dip applicator directly into product, as bubbling (or foaming) will occur
- Not recommended for exterior applications or for use as a finishing product on glazed ceramic or glazed porcelain tile
- Do not use around pools, showers, countertops, or areas subject to standing water
- Keep surface clean and dry to reduce possibility of slip-fall accidents

EXPECTED WEAR UP TO 1 YEAR

- Will vary depending on hardness and texture of surface, type of area, surface wear, frequency, and type of maintenance products used
- Weather conditions, harsh cleaning methods, and high-alkaline, acidic, or solvent-based cleaners will affect wear

4. Technical Data

- Complies with all Federal EPA and SCAQMD standards for VOC

TEST METHOD	TEST RESULTS
CTI-072 Stain Resistance	To most household contaminants
Blushing from standing water	None

5. Installation

METHODS

Application

Read entire label before using. If an Aqua Mix sealer is used, allow sealer to cure a minimum of 24 hours unless otherwise indicated on sealer label. Unglazed surfaces must be sealed prior to using Aqua Mix Floor Shine & Hardener. Surface must be clean, dry, and sealed. Apply by pouring a small amount of product directly onto sealed floor and spreading evenly with a sponge mop or paint pad applicator – avoid overlapping and puddling. 2 to 3 coats are recommended for a high shine. If 2 or more coats are applied, allow a minimum of 1 hour drying time between coats. Ready for surface traffic 3 hours after final coat. Keep area dry for 12 hours. Achieves a full cure in 24 hours. Clean applicator tools with water after each use. May be reapplied as needed to surface that is clean and dry.

For Pre-Grouting Application

Apply over clean porcelain tile or cracked finish glazed tile a minimum of 2 hours prior to grouting – follow application procedures above. After grout clean-up, any remaining residue of Floor Shine & Hardener can be removed using Aqua Mix Heavy-Duty Tile & Grout Cleaner following product directions.

Coverage

Approximately 800 to 1,000 sq. ft. (75 M² to 95 M²) per coat per gallon (3.78 L), depending on type of stone or tile, porosity and texture of surface, temperature, humidity, and method of application.

Handling and Storage

- Close container tightly after each use
- Store in original container only
- Store and use between temperatures of 40° F and 90° F (4° C and 32° C)

CAUTION

MAY BE HARMFUL IF SWALLOWED. MAY IRRITATE EYES AND SKIN. Wear skin and eye protection. Contains dipropylene glycom monomethyl ether. If in eyes, flush with water for at least 15 minutes. If on skin, wash with soap and water. If irritation persists, seek medical attention. If swallowed, DO NOT induce vomiting. Seek medical attention.

6. Availability & Cost

Contact the manufacturer or visit custombuildingproducts.com for information about product cost and availability.

	ITEM CODE	SIZE	PACKAGE
USA	040282-4	1 Qt. (946 ml)	Bottle
USA	040283	1 Gal. (3.78 L)	Bottle
Canada	C040282-4	1 Qt. (946 ml)	Bottle
Canada	C040283	1 Gal. (3.78 L)	Bottle

7. Limited Product Warranty

Custom Building Products warrants to the original consumer purchaser that its product shall be free from defects in material and workmanship under normal and proper usage for a period of one year following the date of original purchase. Custom’s sole liability under this warranty shall be limited to the replacement of the product. Some states, countries or territories do not allow the exclusion or limitation of incidental or consequential damages, so the above limitation or exclusion may not apply to you. This warranty will not extend to any product which has been modified in any way or which has not been used in accordance with Custom’s printed instructions. Custom makes no other warranties either expressed or implied. This warranty gives you specific legal rights, and you may have other rights that vary from state to state or from one country/territory to another.

For details and complete warranty information, visit custombuildingproducts.com

8. Maintenance

Aqua Mix® Concentrated Stone & Tile Cleaner, AquaKleen™ or AquaShield™ Cleaner & Resealer is recommended for routine spray and wipe cleaning and resealing.

9. Technical Services

For technical assistance contact Custom Building Products or visit custombuildingproducts.com.

10. Filing Systems

Additional product information is available from the manufacturer upon request.

Related Products:

- Aqua Mix® Concentrated Stone & Tile Cleaner
- Aqua Mix® AquaKleen™
- Aqua Mix® AquaShield™ Cleaner & Resealer

ENDURECEDOR Y BRILLO PARA PISOS

1. Nombre del producto

Endurecedor y Brillo para Pisos

2. Fabricante

Custom Building Products
13001 Seal Beach Blvd.
Seal Beach, CA 90740-2757
Atención al Cliente: 800-272-8786
Asistencia Técnica: 800-282-8786
Fax: 800-200-7765
Correo electrónico: contactus@cbpmail.net
custombuildingproducts.com

3. Descripción del producto

Floor Shine & Hardener de Aqua Mix es una terminación para pisos transparente y duradera que resiste el uso excesivo de la superficie dejando una bella terminación de brillo intenso. También puede usarse como capa de protección antes de la aplicación de la boquilla sobre porcelana pulida o vidriados craquelados. Permite la transmisión de vapores húmedos.

CARACTERÍSTICAS PRINCIPALES

- Terminación protectora sobre superficies selladas
- No se requiere lustrar la superficie

ÁREAS DE USO

- Superficies selladas de piedras, azulejos y baldosas texturizadas y sin vidriar tales como pizarra, baldosas de gran espesor, saltillo, terracota, adoquines de cemento y albañilería
- Eficaz para aplicaciones interiores únicamente

LIMITACIONES

- No permita que el producto entre en contacto con superficies no recomendadas
- No aplique el producto con aplicador esponja de poros grandes
- No humedezca el aplicador directamente en el producto, ya que se formarían burbujas (o espuma)
- No se recomienda para aplicaciones exteriores ni para usar como producto de terminación sobre azulejos o baldosas de cerámica vidriada o porcelana vidriada
- No use alrededor de albercas, duchas, encimeras ni en áreas sujetas a agua estancada
- Mantenga la superficie limpia y seca para reducir la posibilidad de que se produzcan accidentes por resbalones

DESGASTE ESPERADO HASTA 1 AÑO

- Variará dependiendo de la dureza y textura de la superficie, tipo de área, desgaste de la superficie, frecuencia de empleo y tipo de productos de mantenimiento utilizados
- Las condiciones climáticas, los métodos fuertes de limpieza y los limpiadores con alto contenido alcalino, con ácidos o a base de solvente aceleran el desgaste



4. Datos técnicos

MÉTODO DE PRUEBA	RESULTADOS DE LA PRUEBA
CTI-072 Resistencia a las manchas	De la mayoría de los contaminantes domésticos
Enrojecimiento por la presencia de agua estancada	Inexistente

5. Instalación

MÉTODOS

Aplicación

Lea toda la etiqueta antes de usar el producto. Si se aplica un sellador de Aqua Mix, aguarde un mínimo de 24 horas para que cure el sellador a menos que la etiqueta de dicho sellador indique algo diferente. Las superficies sin vidriar deben sellarse antes de usar Floor Shine & Hardener de Aqua Mix. La superficie debe estar limpia, seca y sellada. Vierta una pequeña cantidad del producto directamente sobre el piso sellado y espárzalo en forma uniforme con un trapeador esponja o un aplicador con almohadilla para pintar; evite repasar secciones ya tratadas y que se formen acumulaciones de dicho producto. Se recomienda aplicar de 2 a 3 capas para lograr un brillo intenso. Si se aplican 2 o más capas, aguarde un mínimo de 1 hora para que el material se seque entre capa y capa. Habilite el tránsito 3 horas después de la última capa. Mantenga el área seca durante 12 horas. Adquiere un curado total en 24 horas. Limpie las herramientas de aplicación con agua después de cada uso. Puede volver a aplicarse, según sea necesario, siempre que la superficie esté limpia y seca.

Para la aplicación previa al emboquillado

Aplique sobre baldosas o azulejos de porcelana limpios o sobre baldosas o azulejos vidriados con terminación craquelada un mínimo de 2 horas antes de emboquillar - siga los procedimientos de aplicación mencionados anteriormente. Después de la limpieza de la boquilla, puede quitar todo residuo remanente de Floor Shine & Hardener con el limpiador Heavy Duty Tile & Grout Cleaner de Aqua Mix siguiendo las instrucciones de dicho producto.

Cobertura

Aproximadamente 800 a 1,000 pies² (75 a 95 m²) por capa por galón (3.8 L), dependiendo del tipo de piedra, azulejo o baldosa, porosidad y textura de la superficie, temperatura, humedad y método de aplicación.

Manipulación y almacenamiento

- Cierre el envase firmemente después de cada uso
- Guarde el producto en su envase original únicamente
- Almacene y use el producto a temperaturas que oscilen entre 40°F y 90°F (4°C y 32°C)

PRECAUCIÓN

PUEDE SER NOCIVO SI SE INGIERE. PUEDE IRRITAR OJOS Y PIEL. Use protección para la piel y los ojos. Contiene éter monometílico de dipropilenglicol. Si entra en contacto con los ojos, enjuáguelos con agua durante al menos 15 minutos. Si entra en contacto con la piel, lave la zona afectada con agua y jabón. Si la irritación continúa, solicite atención médica. En caso de ingerirse, NO induzca el vómito. Solicite atención médica.

6. Disponibilidad y costo

Comuníquese con el fabricante o visite custombuildingproducts.com para obtener información acerca del costo y la disponibilidad del producto.

	CÓDIGO DE PRODUCTO	TAMAÑO	ENVASE
EE.UU.	040282-4	1 cuarto de galón (946 ml)	Botella
EE.UU.	040283	1 galón (3.8 L)	Botella
Canadá	C040282-4	1 cuarto de galón (946 ml)	Botella
Canadá	C040283	1 galón (3.8 L)	Botella

7. Garantía Limitada del Producto

Custom Building Products garantiza al comprador original que el producto estará libre de defectos, tanto en material como en mano de obra, bajo condiciones de uso normal y apropiado, por un período de un año a partir de la fecha de la compra original. De acuerdo con esta garantía, la responsabilidad de Custom se limitará únicamente al reemplazo del producto. Algunos estados, países o territorios no permiten la exclusión o limitación de daños incidentales o consecuentes, de modo que la limitación o exclusión mencionada podría no aplicarse en su caso particular. Esta garantía no cubrirá ningún producto que haya sido modificado de alguna manera o que no haya sido utilizado siguiendo las instrucciones impresas de Custom. Custom no extiende ninguna otra garantía, ni expresa ni implícita. Esta garantía le otorga derechos legales específicos y, a su vez, usted puede tener otros derechos que varían de un estado a otro o de un país/territorio a otro.

Para consultar los detalles y la información completa de la garantía, visite custombuildingproducts.com.

8. Mantenimiento

Para resellados y limpiezas periódicas con paño y rociador, se recomienda usar cualquiera de los siguientes productos de Aqua Mix: Concentrated Stone & Tile Cleaner, AquaKleen™ o AquaShield™.

9. Servicios Técnicos

Para obtener asistencia técnica, comuníquese con Custom Building Products o visite custombuildingproducts.com.

10. Sistema de Archivo

Se puede obtener información adicional sobre el producto solicitándola directamente al fabricante.

Productos relacionados:

- Aqua Mix
- Concentrated Stone & Tile Cleaner
- AquaKleen™
- AquaShield™

AQUA MIX® GROUT SEALER

1. Product Name

Aqua Mix® Grout Sealer

2. Manufacturer

Custom Building Products
13001 Seal Beach Blvd.
Seal Beach, CA 90740-2757
Customer Support: 800-272-8786
Technical Services: 800-282-8786
Fax: 800- 200-7765
Email: contactus@cbpmail.net
custombuildingproducts.com



3. Product Description

A water-based sealer that resists water, oil, and acid-based contaminants.

KEY FEATURES

- Simplifies maintenance and does not change the appearance of the grout
- Allows moisture vapor transmission

AREAS OF USE

- Cementitious sanded and non-sanded porous grout joints for ceramic tile installations
- Effective for interior and exterior applications

LIMITATIONS

- Do not allow sealer to dry on tile surface because a residue will be visible. If this occurs, use Aqua Mix NanoScrub® and scrub with a nylon pad
- Do not allow sealer to come in contact with any non-recommended surface
- Sealers will not prevent surface wear or etching from acids or caustic chemicals

EXPECTED WEAR UP TO 15 YEARS

- Will vary depending on hardness and texture of surface, type of area, surface wear, frequency, and type of maintenance products used
- Weather conditions, harsh cleaning methods, and high-alkaline, acidic, or solvent-based cleaners will affect wear

4. Technical Data

- Complies with all Federal EPA and SCAQMD standards for VOC

TEST METHOD	TEST RESULTS
Stain Resistance (CTI 72)	Good
Service Time	2 hours
Full Cure	24 hours

5. Installation

METHODS

Application

Read entire label before using. For new installations, sealer can be applied as soon as 48 hours after grouting. Grout joints must be clean, dry, and free of existing sealers or coatings. Apply using a soft-bristle paintbrush or sponge paint applicator. NOTE: Be sure to wipe surface completely dry within 5 minutes of each application using absorbent paper or cotton towels. If 2 or more coats are applied, allow a minimum of 30 minutes drying time between coats. After 2 hours conduct a test to determine if surface is completely sealed by applying water droplets to the surface. If water is absorbed, apply an additional coat. Wait 2 hours and repeat the test. Ready for surface traffic in 2 hours after final coat. Keep area dry for 12 hours. Achieves a full cure in 24 hours. Clean applicator tools with water after each use. May be reapplied as needed to grout joints that are clean.

Coverage

Approximately 400 to 1,200 sq. ft. (37 M² to 111.5 M²) per coat per gallon (3.78 L), depending on size and porosity of grout joint, temperature, humidity, and method of application.

Handling and Storage

- Close container tightly after each use
- Store in original container only
- Store and use between temperatures of 50° F and 80° F (10° C and 27° C)

CAUTION

MAY BE HARMFUL IF SWALLOWED. MAY IRRITATE EYES AND SKIN. Wear skin and eye protection. Contains glycol ether monobutyl ether. If in eyes, flush with water for at least 15 minutes. If on skin, wash with soap and water. If irritation persists, seek medical attention. If swallowed, DO NOT induce vomiting. Seek medical attention.

6. Availability & Cost

Contact the manufacturer or visit custombuildingproducts.com for information about product cost and availability.

	ITEM CODE	SIZE	PACKAGE
USA	020721	1 pt (473 ml)	Bottle
USA	020720-4	24 oz (720 ml)	Spray
USA	020723	1 gallon (3.78 L)	Bottle
USA	020724*	5 gallon (19 L)	Pail
USA	020725	55 gallon (210 L)	Drum
Canada	C020721	1 pt (473 ml)	Bottle
Canada	C020728	8 oz (240 ml)	Bottle
Canada	C020723	1 gallon (3.78 L)	Bottle

*Indicates a special order item.

7. Limited Product Warranty

Custom Building Products warrants to the original consumer purchaser that its product shall be free from defects in material and workmanship under normal and proper usage for a period of one year following the date of original purchase. Custom’s sole liability under this warranty shall be limited to the replacement of the product. Some states, countries or territories do not allow the exclusion or limitation of incidental or consequential damages, so the above limitation or exclusion may not apply to you. This warranty will not extend to any product which has been modified in any way or which has not been used in accordance with Custom’s printed instructions. Custom makes no other warranties either expressed or implied. This warranty gives you specific legal rights, and you may have other rights that vary from state to state or from one country/territory to another.

For details and complete warranty information, visit custombuildingproducts.com

8. Maintenance

Aqua Mix® Concentrated Stone & Tile Cleaner or AquaKleen™ or AquaShield™ Cleaner & Resealer is recommended for routine spray and wipe cleaning and resealing.

9. Technical Services

For technical assistance contact Custom Building Products or visit custombuildingproducts.com.

10. Filing Systems

Additional product information is available from the manufacturer upon request.

Related Products:

Aqua Mix® AquaShield™ Cleaner & Resealer

SELLADOR DE BOQUILLAS

1. Nombre del producto

Sellador de Boquillas

2. Fabricante

Custom Building Products
 13001 Seal Beach Blvd.
 Seal Beach, CA 90740-2757
 Atención al Cliente: 800-272-8786
 Asistencia Técnica: 800-282-8786
 Fax: 800-200-7765
 Correo electrónico: contactus@cbpmail.net
 custombuildingproducts.com



3. Descripción del producto

Grout Sealer de Aqua Mix es un sellador a base de agua que resiste los contaminantes a base de agua, aceite y ácido. Este producto cumple con los requisitos de EPA y CARB en relación con el uso de VOC (compuestos orgánicos volátiles).

CARACTERÍSTICAS PRINCIPALES

- Simplifica el mantenimiento y no cambia el aspecto de la boquilla
- Permite la transmisión de vapores húmedos

ÁREAS DE USO

- Juntas de boquillas porosas a base de cemento, con y sin arena, para instalaciones de azulejos y baldosas de cerámica
- Eficaz para aplicaciones en interiores y exteriores

LIMITACIONES

- No permita que el sellador se seque sobre superficies de azulejos y baldosas dado que se formaría un residuo visible. Si esto sucede, use el quitamanchas Poulitce Stain Remover de Aqua Mix mezclado con agua para formar una solución acuosa y friegue con una almohadilla de nylon
- No permita que el sellador entre en contacto con superficies no recomendadas
- Los selladores no impedirán que la superficie se desgaste o marque debido al contacto con ácidos o químicos cáusticos

DESGASTE ESPERADO HASTA 15 AÑOS:

- Variará dependiendo de la dureza y textura de la superficie, tipo de área, desgaste de la superficie, frecuencia de empleo y tipo de productos de mantenimiento utilizados
- Las condiciones climáticas, los métodos fuertes de limpieza y los limpiadores con alto contenido alcalino, con ácidos o a base de solvente aceleran el desgaste

4. Datos técnicos

MÉTODO DE PRUEBA	RESULTADOS DE LA PRUEBA
Resistencia a las manchas (CTI 72)	Buena
Tiempo de uso	2 horas
Curado completo	24 horas

5. Instalación

MÉTODOS

Aplicación

Lea toda la etiqueta antes de usar el producto. En el caso de nuevas instalaciones, puede aplicar el sellador apenas hayan transcurrido 48 horas de la aplicación de la boquilla. Las juntas de boquilla deben estar limpias, secas y libres de selladores o revestimientos existentes. Aplique usando un pincel de cerdas suaves o un aplicador tipo esponja para pintar. **NOTA:** Asegúrese de quitar de la superficie todo el sellador que no haya penetrado antes de que transcurran 5 minutos de cada aplicación, usando papel absorbente o toallas de algodón. Si se aplican 2 o más capas, aguarde un mínimo de 30 minutos para que el material se seque entre capa y capa. Después de 2 horas, realice una prueba para determinar si la superficie está completamente sellada aplicando pequeñas gotas de agua sobre la superficie. Si la superficie absorbe el agua, aplique una capa adicional. Espere 2 horas y repita la prueba. Habilite el tránsito 2 horas después de la última capa. Mantenga el área seca durante 12 horas. Adquiere un curado completo en 24 horas. Limpie las herramientas de aplicación con agua después de cada uso. Puede volver a aplicarse, según sea necesario, siempre que las juntas de boquilla estén limpias.

Cobertura

Aproximadamente 300 a 1,500 pies cuadrados (30 m² a 139 m²) por capa por galón (3.8 L), dependiendo del tipo, porosidad y textura de la superficie, temperatura, humedad y método de aplicación.

Manipulación y almacenamiento

- Cierre el envase firmemente después de cada uso
- Guarde el material en su envase original únicamente
- Almacene y use el producto a temperaturas que oscilen entre 50°F y 80°F (10°C y 27°C).

PRECAUCIÓN

PUEDA SER NOCIVO SI SE INGIERE. PUEDE IRRITAR OJOS Y PIEL. Use protección para la piel y los ojos. Contiene éter monobutílico de etilenglicol. Si entra en contacto con los ojos, enjuáguelos con agua durante al menos 15 minutos. Si entra en contacto con la piel, lave la zona afectada con agua y jabón. Si la irritación continúa, solicite atención médica. En caso de ingerirse, NO induzca el vómito. Solicite atención médica.

6. Disponibilidad y costo

Comuníquese con el fabricante o visite custombuildingproducts.com para obtener información acerca del costo y la disponibilidad del producto.

	ITEM CODE	SIZE	PACKAGE
EE.UU.	020721	1 pinta (473 ml)	Botella
EE.UU.	020720-4	24 oz (720 ml)	Rociador
EE.UU.	020723	1 galón (3.8 L)	Botella
EE.UU.	020724*	5 galones (19 L)	Cubeta
EE.UU.	020725	55 galones (210 L)	Tambor
Canadá	C020721	1 pinta (473 ml)	Botella
Canadá	C020728	8 oz (240 ml)	Bottle
Canadá	C020723	1 galón (3.8 L)	Botella

*Indica un artículo por orden especial.

7. Garantía Limitada del Producto

Custom Building Products garantiza al comprador original que el producto estará libre de defectos, tanto en material como en mano de obra, bajo condiciones de uso normal y apropiado, por un período de un año a partir de la fecha de la compra original. De acuerdo con esta garantía, la responsabilidad de Custom se limitará únicamente al reemplazo del producto. Algunos estados, países o territorios no permiten la exclusión o limitación de daños incidentales o consecuentes, de modo que la limitación o exclusión mencionada podría no aplicarse en su caso particular. Esta garantía no cubrirá ningún producto que haya sido modificado de alguna manera o que no haya sido utilizado siguiendo las instrucciones impresas de Custom. Custom no extiende ninguna otra garantía, ni expresa ni implícita. Esta garantía le otorga derechos legales específicos y, a su vez, usted puede tener otros derechos que varían de un estado a otro o de un país/territorio a otro.

Para consultar los detalles y la información completa de la garantía, visite custombuildingproducts.com

8. Maintenance

Aqua Mix Concentrated Stone & Tile Cleaner or AquaKleen™ or AquaShield™ is recommended for routine spray and wipe cleaning and resealing.

8. Maintenance

Para resellados y limpiezas periódicas con paño y rociador, se recomienda usar cualquiera de los siguientes productos de Aqua Mix: Concentrated Stone & Tile Cleaner, AquaKleen™ o AquaShield™ .

9. Servicios Técnicos

Para obtener asistencia técnica, comuníquese con Custom Building Products o visite custombuildingproducts.com.

10. Sistema de Archivo

Se puede obtener información adicional sobre el producto solicitándola directamente al fabricante.

Productos relacionados:

- Aqua Mix®
- AquaShield™ Cleaner & Resealer

AQUA MIX® SAMEDAY™ GROUT SEALER

1. Product Name

Aqua Mix® SameDay™ Grout Sealer

2. Manufacturer

Custom Building Products
 13001 Seal Beach Blvd.
 Seal Beach, CA 90740-2757
 Customer Support: 800-272-8786
 Technical Services: 800-282-8786
 Fax: 800- 200-7765
 Email: contactus@cbpmail.net
 custombuildingproducts.com



3. Product Description

A no-sheen, natural look, water-based, non-flammable, aerosol sealer with a 360° nozzle specially formulated for grout. This innovative spray is a quick and easy way to apply a grout sealer. SameDay Grout Sealer can be applied as soon as 6 hours after grouting – making sealing an efficient, economical process. The easy-to-spray nozzle places more sealer on the grout.

KEY FEATURES

- Easy aerosol application
- No sheen – natural look
- Safe, non-flammable formula

AREAS OF USE

- Cementitious sanded and unsanded porous grout joints for ceramic tile installations
- Effective for interior and exterior applications

LIMITATIONS

- Do not allow sealer to come in contact with any non-recommended surface
- May slightly lighten or darken some surfaces
- Sealer will not prevent surface wear or etching from acids

EXPECTED WEAR UP TO 1-2 YEARS

- Will vary depending on hardness and texture of surface, type of area, surface wear, frequency, and type of maintenance products used
- Weather conditions, harsh cleaning methods, and high-alkaline, acidic, or solvent-based cleaners will affect wear

4. Technical Data

- Complies with all Federal EPA and SCAQMD standards for VOC

TEST METHOD	TEST RESULTS
CTI-072 Stain Resistance	Good

5. Installation

METHODS

Application

Read entire label before using. Protect all painted surfaces. SHAKE WELL before using. For new installations, sealer can be applied as soon as 6 hours after grouting. For best results, wait 48 hours prior to application. Grout joints must be clean, dry, and free of existing sealers or coatings. Invert can and point nozzle toward the grout, keeping nozzle 18"-24" (45 cm to 60 cm) from the surface. Press nozzle forward and spray along grout lines. NOTE: Be sure to completely wipe surface DRY within 5 minutes of each application using clean dry paper towels or cotton towels. If 2 or more coats are applied, allow a minimum of 30 minutes drying time between coats. Be careful not to directly rub fresh grout if sealer is applied same day as grout. After 2 hours conduct a test to determine if surface is completely sealed by applying water droplets to the surface. If water is absorbed, apply an additional coat. Wait 3 hours and repeat the test. Ready for surface traffic 2 hours after final coat. Keep area dry for 12 hours after application. May be reapplied as needed to grout joints that are clean and dry.

Coverage

Approximately 300 to 500 sq. ft. (28 M² to 46 M²) per 15-oz can (444 ml), depending on size and porosity of grout joint, temperature, humidity, and method of application.

Handling and Storage

- Close container tightly after each use.
- Store in original container only.
- Store away from heat.
- Store and use between temperatures of 50 °F and 80 °F (10 °C and 27 °C).

CAUTION

MAY BE HARMFUL IF SWALLOWED. MAY IRRITATE EYES AND SKIN. Wear skin and eye protection. Do not breathe vapor or spray. Contains octyl triethoxy silane. If in eyes, flush with water for at least 15 minutes. If on skin, wash with soap and water. If respiratory tract is irritated, remove to fresh air. If irritation persists, seek medical attention. If swallowed, DO NOT induce vomiting. Seek medical attention.

6. Availability & Cost

Contact the manufacturer or visit custombuildingproducts.com for information about product cost and availability.

	ITEM CODE	SIZE	PACKAGE
USA	100557	15 Oz. (444 ml)	Aerosol
Canada	C100557	15 Oz. (444 ml)	Aerosol

7. Limited Product Warranty

Custom Building Products warrants to the original consumer purchaser that its product shall be free from defects in material and workmanship under normal and proper usage for a period of one year following the date of original purchase. Custom’s sole liability under this warranty shall be limited to the replacement of the product. Some states, countries or territories do not allow the exclusion or limitation of incidental or consequential damages, so the above limitation or exclusion may not apply to you. This warranty will not extend to any product which has been modified in any way or which has not been used in accordance with Custom’s printed instructions. Custom makes no other warranties either expressed or implied. This warranty gives you specific legal rights, and you may have other rights that vary from state to state or from one country/territory to another.

For details and complete warranty information, visit custombuildingproducts.com

8. Maintenance

Aqua Mix® Concentrated Stone & Tile Cleaner, AquaKleen™ or AquaShield™ Cleaner & Resealer is recommended for routine spray and wipe cleaning and resealing.

9. Technical Services

For technical assistance contact Custom Building Products or visit custombuildingproducts.com.

10. Filing Systems

Additional product information is available from the manufacturer upon request.

Related Products:

- Aqua Mix® Concentrated Stone & Tile Cleaner
- Aqua Mix® AquaKleen™
- Aqua Mix® AquaShield™ Cleaner & Resealer

SELLADOR DE BOQUILLAS SAMEDAY™

1. Nombre del producto

Sellador de Boquillas SameDay™

2. Fabricante

Custom Building Products
 13001 Seal Beach Blvd.
 Seal Beach, CA 90740-2757
 Atención al Cliente: 800-272-8786
 Asistencia Técnica: 800-282-8786
 Fax: 800-200-7765
 Correo electrónico: contactus@cbpmail.net
custombuildingproducts.com



3. Descripción del producto

SameDay™ Grout Sealer de Aqua Mix es un sellador en aerosol no inflamable, a base de agua, que deja un aspecto natural y sin brillo, con una punta rociadora de 360° especialmente formulada para boquillas. Este innovador rociador brinda una forma rápida y fácil de aplicar el sellador de boquillas. SameDay Grout Sealer puede aplicarse apenas hayan transcurrido 6 horas de la aplicación de la boquilla – permitiendo que el sellado sea un proceso eficiente y económico. La punta rociadora fácil de usar permite aplicar más sellador sobre la boquilla.

Este producto cumple con los requisitos de EPA y CARB en relación con el uso de VOC (compuestos orgánicos volátiles).

CARACTERÍSTICAS PRINCIPALES

- Fácil aplicación en aerosol
- Deja un aspecto natural - sin brillo
- Fórmula segura no inflamable

ÁREAS DE USO

- Juntas de boquillas porosas a base de cemento, con y sin arena, para instalaciones de azulejos y baldosas de cerámica
- Eficaz para aplicaciones en interiores y exteriores

LIMITACIONES

- No permita que el sellador entre en contacto con superficies no recomendadas
- Este producto podría aclarar u oscurecer levemente algunas superficies
- El sellador no impedirá que la superficie se desgaste o marque debido al contacto con ácidos

DESGASTE ESPERADO HASTA 1-2 AÑOS

- Variará dependiendo de la dureza y textura de la superficie, tipo de área, desgaste de la superficie, frecuencia de empleo y tipo de productos de mantenimiento utilizados
- Las condiciones climáticas, los métodos fuertes de limpieza y los limpiadores con alto contenido alcalino, con ácidos o a base de solvente aceleran el desgaste

4. Datos técnicos

MÉTODO DE PRUEBA	RESULTADOS DE LA PRUEBA
CTI-072 Resistencia a las manchas	Buena

5. Instalación

MÉTODOS

Aplicación

Lea toda la etiqueta antes de usar el producto. Proteja todas las superficies pintadas. AGITE BIEN antes de usar. En nuevas instalaciones, puede aplicar el sellador apenas hayan transcurrido 6 horas de la aplicación de la boquilla. Para obtener mejores resultados, espere 48 horas antes de aplicar el producto. Las juntas de boquilla deben estar limpias, secas y libres de selladores o revestimientos existentes. Invierta el envase y direccione la punta hacia la boquilla, manteniéndola a una distancia de 18 a 24 pulg. (45 a 60 cm) de la superficie. Presione la punta y rocíe a lo largo de las líneas de boquilla. NOTA: Asegúrese de SECAR la superficie por completo antes de que transcurran 5 minutos de cada aplicación, usando toallas de papel o algodón limpias y secas. Si se aplican 2 o más capas, aguarde un mínimo de 30 minutos para que el material se seque entre capa y capa. Asegúrese de no frotar directamente sobre la boquilla fresca si el sellador es aplicado el mismo día en que se aplicó la boquilla. Después de 2 horas, realice una prueba para determinar si la superficie está completamente sellada aplicando pequeñas gotas de agua sobre la superficie. Si la superficie absorbe el agua, aplique una capa adicional. Espere 3 horas y repita la prueba. Habilite el tránsito 2 horas después de la última capa. Mantenga el área seca durante 12 horas después de la aplicación. Puede volver a aplicarse, cada vez que sea necesario, siempre que las juntas de boquilla estén limpias y secas.

Cobertura

Aproximadamente 300 a 500 pies² (28 a 46 m²) por cada envase de 15 onzas (444 ml), dependiendo del tamaño y porosidad de las juntas de boquilla, temperatura, humedad y método de aplicación.

Manipulación y almacenamiento

- Cierre el envase firmemente después de cada uso.
- Guarde el producto en su envase original únicamente.
- Guarde el producto lejos del calor.
- Almacene y use el producto a temperaturas que oscilen entre 50°F y 80°F (10°C y 27°C).

PRECAUCIÓN

PUEDE SER NOCIVO SI SE INGIERE. PUEDE IRRITAR OJOS Y PIEL. Use protección para la piel y los ojos. No aspire vapor ni rocío. Contiene octiltrietoxisilano. Si entra en contacto con los ojos, enjuáguelos con agua durante al menos 15 minutos. Si entra en contacto con la piel, lave la zona afectada con agua y jabón. Si las vías respiratorias están irritadas, trasládese al aire fresco. Si la irritación continúa, solicite atención médica. En caso de ingerirse, NO induzca el vómito. Solicite atención médica.

6. Disponibilidad y costo

Comuníquese con el fabricante o visite custombuildingproducts.com para obtener información acerca del costo y la disponibilidad del producto.

	CÓDIGO DE PRODUCTO	TAMAÑO	ENVASE
EE.UU.	100557	15 oz (444 ml)	Aerosol
Canadá	C100557	15 oz (444 ml)	Aerosol

7. Garantía Limitada del Producto

Custom Building Products garantiza al comprador original que el producto estará libre de defectos, tanto en material como en mano de obra, bajo condiciones de uso normal y apropiado, por un período de un año a partir de la fecha de la compra original. De acuerdo con esta garantía, la responsabilidad de Custom se limitará únicamente al reemplazo del producto. Algunos estados, países o territorios no permiten la exclusión o limitación de daños incidentales o consecuentes, de modo que la limitación o exclusión mencionada podría no aplicarse en su caso particular. Esta garantía no cubrirá ningún producto que haya sido modificado de alguna manera o que no haya sido utilizado siguiendo las instrucciones impresas de Custom. Custom no extiende ninguna otra garantía, ni expresa ni implícita. Esta garantía le otorga derechos legales específicos y, a su vez, usted puede tener otros derechos que varían de un estado a otro o de un país/territorio a otro.

Para consultar los detalles y la información completa de la garantía, visite custombuildingproducts.com.

8. Maintenance

Aqua Mix Concentrated Stone & Tile Cleaner, AquaKleen™ or AquaShield™ is recommended for routine spray and wipe cleaning and resealing.

9. Servicios Técnicos

Para obtener asistencia técnica, comuníquese con Custom Building Products o visite custombuildingproducts.com.

10. Sistema de Archivo

Se puede obtener información adicional sobre el producto solicitándola directamente al fabricante.

Productos relacionados:

- Aqua Mix Concentrated Stone & Tile Cleaner
- AquaKleen™
- AquaShield™

AQUA MIX® HIGH-GLOSS SEALER

1. Product Name

Aqua Mix® High-Gloss Sealer

2. Manufacturer

Custom Building Products
13001 Seal Beach Blvd.
Seal Beach, CA 90740-2757
Customer Support: 800-272-8786
Technical Services: 800-282-8786
Fax: 800-200-7765
Email: contactus@cbpmail.net
custombuildingproducts.com

3. Product Description

A specially formulated water-based sealer of acrylic polymers that provides both a stain resistant surface seal and a durable high-shine finish eliminating the need for two products. May also be used as a pre-grouting sealer. Is not affected by ultra-violet light.

AREAS OF USE

- Textured natural stone (such as tumbled marble, flamed granite, slate, sandstone, and quartzite), textured ceramic (rough to the touch), textured porcelain (rough to the touch), quarry, Saltillo, terra cotta, cement pavers, masonry surfaces and other textured stone, and tile where a high shine is desired.
- Effective for interior applications only

LIMITATIONS

- Do not allow product to come in contact with any non-recommended surface
- Not recommended for use on smooth glazed ceramic or porcelain tile, as surface must be rough textured to ensure adequate bonding
- Not recommended for use in or around pools, showers, or areas subject to standing water
- Not recommended for use on countertops
- Keep surface clean and dry to reduce possibility of slip-fall accidents
- Interior use only

EXPECTED WEAR UP TO 3 YEARS

- Will vary depending on hardness and texture of surface, type of area, surface wear, frequency, and type of maintenance products used
- Weather conditions, harsh cleaning methods, and high-alkaline, acidic, or solvent-based cleaners will affect wear



4. Technical Data

- Excellent stain resistance to household contaminants (CTI-072)
- Excellent mar resistance
- High gloss sheen
- Complies with all Federal EPA and SCAQMD standards for VOC

5. Installation

METHODS

Application

Read entire label before using. For new installations sealer can be applied as soon as 48 hours after grouting. Surface must be clean, dry, and free of existing sealers and coatings. Apply using a sponge or paint pad applicator. Avoid puddling.

If 2 or more coats are applied, allow a minimum of 30 minutes drying time between coats (most surfaces will require more than one coat). 2 hours after final coat conduct a test to determine if surface is completely sealed by applying water droplets to the surface. If water is absorbed, apply an additional coat. Wait 2 hours and repeat the test. Ready for surface traffic 6 hours after final coat. Keep area dry for at least 6 hours. Achieves a full cure in 24 hours. Clean applicator tools with water after each use.

Pre-Grouting Application

Apply over clean stone or tile a minimum of 2 hours prior to grouting - follow application procedures above.

Coverage

Approximately 300 to 1,000 sq. ft. (30 M² to 95 M²) per coat per gallon (3.78 L), depending on type of stone or tile, porosity and texture of surface, temperature, humidity, and method of application.

Handling and Storage

- Close container tightly after each use
- Store in original container only
- Store and use in temperatures between 50° F and 80° F (10° C and 27° C)
- Protect unused, stored product from freezing

CAUTION

MAY BE HARMFUL IF SWALLOWED. MAY IRRITATE EYES AND SKIN. Wear skin and eye protection. Contains glycol ether monobutyl ether. If in eyes, flush with water for at least 15 minutes. If on skin, wash with soap and water. If irritation persists, seek medical attention. If swallowed, DO NOT induce vomiting. Seek medical attention. DO NOT SPRAY.

6. Availability & Cost

Contact the manufacturer or visit custombuildingproducts.com for information about product cost and availability.

	ITEM CODE	SIZE	PACKAGE
USA	100726-4	1 qt (946 ml)	Bottle
USA	100727	1 gallon (3.78 L)	Bottle
Canada	C100726-4	1 qt (946 ml)	Bottle
Canada	C100727	1 gallon (3.78 L)	Bottle

7. Limited Product Warranty

Custom Building Products warrants to the original consumer purchaser that its product shall be free from defects in material and workmanship under normal and proper usage for a period of one year following the date of original purchase. Custom’s sole liability under this warranty shall be limited to the replacement of the product. Some states, countries or territories do not allow the exclusion or limitation of incidental or consequential damages, so the above limitation or exclusion may not apply to you. This warranty will not extend to any product which has been modified in any way or which has not been used in accordance with Custom’s printed instructions. Custom makes no other warranties either expressed or implied. This warranty gives you specific legal rights, and you may have other rights that vary from state to state or from one country/territory to another.

For details and complete warranty information, visit custombuildingproducts.com

8. Maintenance

Aqua Mix® Concentrated Stone & Tile Cleaner is recommended for routine cleaning. Re-apply High Gloss Sealer to a clean, dry surface as needed.

9. Technical Services

For technical assistance contact Custom Building Products or visit custombuildingproducts.com.

10. Filing Systems

Additional product information is available from the manufacturer upon request.

SELLADOR DE ALTO BRILLO

1. Descripción del producto

Sellador de Alto Brillo

2. Fabricante

Custom Building Products

13001 Seal Beach Blvd.

Seal Beach, CA 90740-2757

Atención al Cliente: 800-272-8786

Asistencia Técnica: 800-282-8786

Fax: 800-200-7765

Correo electrónico: contactus@cbpmail.net

custombuildingproducts.com

3. Descripción del producto

High Gloss Sealer de Aqua Mix es un sellador de polímeros acrílicos especialmente formulado a base de agua que sirve tanto para sellar superficies y hacerlas resistentes a las manchas como para brindar una terminación duradera de alto brillo, eliminando así la necesidad de usar dos productos. También puede emplearse como un sellador previo a la aplicación de la boquilla. Este producto no es afectado por la luz ultravioleta.

ÁREAS DE USO

- Piedra natural texturizada (tal como mármol pulido en tambor, granito flameado, pizarra, arenisca y cuarcita), cerámica texturizada (áspera al tacto), porcelana texturizada (áspera al tacto), baldosas de gran espesor, saltillo, terracota, adoquines de cemento, superficies de albañilería y otras piedras, baldosas y azulejos texturizados en los que se desee lograr un aspecto de alto brillo
- Eficaz para aplicaciones interiores únicamente

LIMITACIONES

- No permita que el producto entre en contacto con superficies no recomendadas
- No se recomienda usar sobre baldosas o azulejos lisos de porcelana o cerámica vidriada, ya que la superficie debe tener una textura áspera para asegurar una adherencia adecuada del material
- No se recomienda usar dentro o alrededor de albercas y duchas ni en áreas sujetas a agua estancada
- No se recomienda usar sobre encimeras
- Mantenga la superficie limpia y seca para reducir la posibilidad de que se produzcan accidentes por resbalones
- Uso en interiores solamente

DESGASTE ESPERADO HASTA 3 AÑOS:

- Variará dependiendo de la dureza y textura de la superficie, tipo de área, desgaste de la superficie, frecuencia de empleo y tipo de productos de mantenimiento utilizados
- Las condiciones climáticas, los métodos fuertes de limpieza y los limpiadores con alto contenido alcalino, con ácidos o a base de solvente aceleran el desgaste



4. Datos técnicos

- Excelente resistencia a las manchas ocasionadas por contaminantes domésticos (CTI-072)
- Excelente resistencia al desgaste
- Terminación de alto brillo

5. Instalación

MÉTODOS

Aplicación

Lea toda la etiqueta antes de usar el producto. En el caso de nuevas instalaciones, puede aplicar el sellador apenas hayan transcurrido 48 horas de la aplicación de la boquilla. La superficie debe estar limpia, seca y libre de selladores o revestimientos existentes. Aplique usando un aplicador tipo esponja o una almohadilla para pintar. Evite que se formen acumulaciones de producto.

Si se aplican 2 o más capas, aguarde un mínimo de 30 minutos para que el material se seque entre capa y capa (la mayoría de las superficies requerirán más de una capa). 2 horas después de haber aplicado la última capa, realice una prueba para determinar si la superficie está completamente sellada aplicando pequeñas gotas de agua sobre la superficie. Si la superficie absorbe el agua, aplique una capa adicional. Espere 2 horas y repita la prueba. Habilite el tránsito 6 horas después de la última capa. Mantenga el área seca durante por lo menos 6 horas. Adquiere un curado completo en 24 horas. Limpie las herramientas de aplicación con agua después de cada uso.

Aplicación previa al emboquillado

Aplique sobre piedras, baldosas o azulejos limpios un mínimo de 2 horas antes de emboquillar - siga los procedimientos de aplicación descritos anteriormente.

Cobertura

Aproximadamente 300 a 1,000 pies cuadrados (30 m² a 95 m²) por capa por galón (3.8 L), dependiendo del tipo, porosidad y textura de la superficie, temperatura, humedad y método de aplicación.

Manipulación y almacenamiento

- Cierre el envase firmemente después de cada uso
- Guarde el material en su envase original únicamente
- Almacene y use el producto a temperaturas que oscilen entre 50°F y 80°F (10°C y 27°C)
- Proteja el producto almacenado y sin utilizar de la congelación

PRECAUCIÓN

PUEDE SER NOCIVO SI SE INGIERE. PUEDE IRRITAR OJOS Y PIEL. Use protección para la piel y los ojos. Contiene éter monobutílico de etilenglicol. Si entra en contacto con los ojos, enjuáguelos con agua durante al menos 15 minutos. Si entra en contacto con la piel, lave la zona afectada con agua y jabón. Si la irritación continúa, solicite atención médica. En caso de ingerirse, NO induzca el vómito. Solicite atención médica. NO APLIQUE CON ROCIADOR.

6. Disponibilidad y costo

Comuníquese con el fabricante o visite custombuildingproducts.com para obtener información acerca del costo y la disponibilidad del producto.

	CÓDIGO DE PRODUCTO	TAMAÑO	ENVASE
EE.UU.	100726-4	1 cuarto de galón (946 ml)	Botella
EE.UU.	100727	1 galón (3.8 L)	Botella
Canadá	C100726-4	1 cuarto de galón (946 ml)	Botella
Canadá	C100727	1 galón (3.8 L)	Botella

7. Garantía Limitada del Producto

Custom Building Products garantiza al comprador original que el producto estará libre de defectos, tanto en material como en mano de obra, bajo condiciones de uso normal y apropiado, por un período de un año a partir de la fecha de la compra original. De acuerdo con esta garantía, la responsabilidad de Custom se limitará únicamente al reemplazo del producto. Algunos estados, países o territorios no permiten la exclusión o limitación de daños incidentales o consecuentes, de modo que la limitación o exclusión mencionada podría no aplicarse en su caso particular. Esta garantía no cubrirá ningún producto que haya sido modificado de alguna manera o que no haya sido utilizado siguiendo las instrucciones impresas de Custom. Custom no extiende ninguna otra garantía, ni expresa ni implícita. Esta garantía le otorga derechos legales específicos y, a su vez, usted puede tener otros derechos que varían de un estado a otro o de un país/territorio a otro.

Para consultar los detalles y la información completa de la garantía, visite custombuildingproducts.com.

8. Maintenance

Para resellados y limpiezas periódicas con paño y rociador, se recomienda usar cualquiera de los siguientes productos de Aqua Mix: Concentrated Stone & Tile Cleaner. Vuelva a aplicar sellador de alto brillo a una superficie limpia y seca, según sea necesario.

9. Servicios Técnicos

Para obtener asistencia técnica, comuníquese con Custom Building Products o visite custombuildingproducts.com

10. Sistema de Archivo

Se puede obtener información adicional sobre el producto solicitándola directamente al fabricante.

Productos relacionados:

Aqua Mix Concentrated Stone & Tile Cleaner

AQUA MIX® PENETRATING SEALER

1. Product Name

Aqua Mix® Penetrating Sealer

2. Manufacturer

Custom Building Products
13001 Seal Beach Blvd.
Seal Beach, CA 90740-2757
Customer Support: 800-272-8786
Technical Services: 800-282-8786
Fax: 800- 200-7765
Email: contactus@cbpmail.net
custombuildingproducts.com

3. Product Description

An economical, no-sheen, natural-look, water-based, penetrating sealer designed to resist stains. May also be used as a pre-grouting sealer.

KEY FEATURES

- Allows moisture vapor transmission
- Can be used as a grout sealer

AREAS OF USE

- All natural stone (such as granite, limestone, marble, slate, and travertine.), some porcelain, quarry, Saltillo, terra cotta, cement pavers, masonry surfaces
- Other porous tile and grout where a natural look is desired
- Effective for interior and exterior applications

LIMITATIONS

- Do not allow product to come in contact with any non-recommended surface
- If product is allowed to dry on surface, a white film may form
- If this occurs, scrub surface with water and a white nylon pad
- Sealer will not prevent surface wear or etching from acids or caustic chemicals
- Note: Aqua Mix Ultra-Solv® or Sealer's Choice® Gold - Rapid Cure Formula are recommended in place of Penetrating Sealer in food preparation areas or where maximum stain protection is required

EXPECTED WEAR UP TO 5 YEARS

- Will vary depending on hardness and texture of surface, type of area, surface wear, frequency, and type of maintenance products used
- Weather conditions, harsh cleaning methods, and high-alkaline, acidic, or solvent-based cleaners will affect wear



4. Technical Data

- Complies with all Federal EPA and SCAQMD standards for VOC

TEST METHOD	TEST RESULTS
Stain Resistance (CTI 72)	Very Good
Service Time	2 hours
Full Cure	24 hours

5. Installation

METHODS

Application

Read entire label before using. For new installations, sealer can be applied as soon as 48 hours after grouting. Surface must be clean, dry, and free of existing sealers or coatings. Apply using a sponge, brush, paint pad, cotton towel, or sprayer. NOTE: Be sure to wipe surface completely dry within 5 minutes of each application using absorbent paper or cotton towels. If 2 or more coats are applied, allow a minimum of 30 minutes drying time between coats. 2 hours after final coat conduct a test to determine if surface is completely sealed by applying water droplets to the surface. If water is absorbed, apply an additional coat. Wait 2 hours and repeat the test. Ready for surface traffic in 2 hours after final coat. Keep area dry for at least 12 hours. Achieves a full cure in 24 hours. Clean applicator tools with water after each use.

For Pre-Grouting Application

Apply over clean stone or tile a minimum of 2 hours prior to grouting — follow application procedures above.

Coverage

Approximately 300 to 1,000 sq. ft. (30 M² to 95 M²) per coat per gallon (3.78 L), depending on type of stone or tile, porosity and texture of surface, temperature, humidity, and method of application.

Handling and Storage

- Close container tightly after each use
- Store in original container only
- Store and use between temperatures of 40° F and 90° F (4° C and 32° C)

CAUTION

MAY BE HARMFUL IF SWALLOWED. MAY IRRITATE EYES AND SKIN. Wear skin and eye protection. Do not breathe vapor or spray. Contains potassium methylsiliconate. If in eyes, flush with water for at least 15 minutes. If on skin, wash with soap and water. If respiratory tract is irritated, remove to fresh air. If irritation persists, seek medical attention. If swallowed, DO NOT induce vomiting. Seek medical attention.

6. Availability & Cost

Contact the manufacturer or visit custombuildingproducts.com for information about product cost and availability.

	ITEM CODE	SIZE	PACKAGE
USA	020372-4	1 qt (946 ml)	Bottle
USA	020373	1 gallon (3.78 L)	Bottle
USA	020374	5 gallon (19 L)	Pail
USA	020375*	55 gallon (210 L)	Drum
Canada	C020372-4	1 qt (946 ml)	Bottle
Canada	C020373	1 gallon (3.78 L)	Bottle
Canada	C020374	5 gallon (19 L)	Pail

7. Limited Product Warranty

Custom Building Products warrants to the original consumer purchaser that its product shall be free from defects in material and workmanship under normal and proper usage for a period of one year following the date of original purchase. Custom’s sole liability under this warranty shall be limited to the replacement of the product. Some states, countries or territories do not allow the exclusion or limitation of incidental or consequential damages, so the above limitation or exclusion may not apply to you. This warranty will not extend to any product which has been modified in any way or which has not been used in accordance with Custom’s printed instructions. Custom makes no other warranties either expressed or implied. This warranty gives you specific legal rights, and you may have other rights that vary from state to state or from one country/territory to another.

For details and complete warranty information, visit custombuildingproducts.com

8. Maintenance

Aqua Mix® Concentrated Stone & Tile Cleaner or AquaKleen™ or AquaShield™ Cleaner & Resealer is recommended for routine spray and wipe cleaning.

9. Technical Services

For technical assistance contact Custom Building Products or visit custombuildingproducts.com.

10. Filing Systems

Additional product information is available from the manufacturer upon request.

Related Products:

Aqua Mix® AquaShield™ Cleaner & Resealer

SELLADOR PENETRANTE

1. Nombre del producto

Sellador Penetrante

2. Fabricante

Custom Building Products
 13001 Seal Beach Blvd.
 Seal Beach, CA 90740-2757
 Atención al Cliente: 800-272-8786
 Asistencia Técnica: 800-282-8786
 Fax: 800-200-7765
 Correo electrónico: contactus@cbpmail.net
 custombuildingproducts.com



3. Descripción del producto

Penetrating Sealer de Aqua Mix es un económico sellador penetrante a base de agua, que deja un aspecto natural y sin brillo, y está diseñado para resistir las manchas. También puede emplearse como un sellador previo a la aplicación de la boquilla. Este producto cumple con los requisitos de EPA y CARB en relación con el uso de VOC (compuestos orgánicos volátiles).

CARACTERÍSTICAS PRINCIPALES

- Permite la transmisión de vapores húmedos
- Puede emplearse como sellador de boquillas

ÁREAS DE USO

- Todas las piedras naturales (tales como granito, caliza, mármol, pizarra y travertino), porcelana, baldosas de gran espesor, saltillo, terracota, adoquines de cemento y superficies de albañilería
- Boquillas y azulejos y baldosas porosos en los que se desee lograr un aspecto natural
- Eficaz para aplicaciones en interiores y exteriores

LIMITACIONES

- No permita que el producto entre en contacto con superficies no recomendadas
- Si permite que el producto se seque sobre la superficie, se podría formar una película blanca
- Si esto sucede, friegue la superficie con agua y una almohadilla blanca de nylon
- El sellador no impedirá que la superficie se desgaste o marque debido al contacto con ácidos o químicos cáusticos
- Nota: Se recomienda usar Ultra-Solv™ o Sealer's Choice™ Gold de Aqua Mix en lugar de Penetrating Sealer en áreas en las que se preparan comidas o donde se requiera lograr una máxima protección contra las manchas

DESGASTE ESPERADO HASTA 5 AÑO

- Variará dependiendo de la dureza y textura de la superficie, tipo de área, desgaste de la superficie, frecuencia de empleo y tipo de productos de mantenimiento utilizados
- Las condiciones climáticas, los métodos fuertes de limpieza y los limpiadores con alto contenido alcalino, con ácidos o a base de solvente aceleran el desgaste

4. Datos técnicos

MÉTODO DE PRUEBA	RESULTADOS DE LA PRUEBA
Resistencia a las manchas (CTI 72)	Muy buena
Tiempo de uso	2 horas
Curado completo	24 horas

5. Instalación

MÉTODOS

Aplicación

Lea toda la etiqueta antes de usar el producto. Para nuevas instalaciones, puede aplicar el sellador apenas hayan transcurrido 48 horas de la aplicación de la boquilla. La superficie debe estar limpia, seca y libre de selladores o revestimientos existentes. Aplique usando una esponja, pincel, almohadilla para pintar, toalla de algodón o rociador. NOTA: Asegúrese de quitar de la superficie todo el sellador que no haya penetrado antes de que transcurran 5 minutos de cada aplicación, usando papel absorbente o toallas de algodón. Si se aplican 2 o más capas, aguarde un mínimo de 30 minutos para que el material se seque entre capa y capa. 2 horas después de haber aplicado la última capa, realice una prueba para determinar si la superficie está completamente sellada aplicando pequeñas gotas de agua sobre la superficie. Si la superficie absorbe el agua, aplique una capa adicional. Espere 2 horas y repita la prueba. Habilite el tránsito 2 horas después de la última capa. Mantenga el área seca durante por lo menos 12 horas. Adquiere un curado completo en 24 horas. Limpie las herramientas de aplicación con agua después de cada uso. Para la aplicación previa al emboquillado Aplique sobre piedras, baldosas o azulejos limpios un mínimo de 2 horas antes de emboquillar - siga los procedimientos de aplicación descritos anteriormente.

Cobertura

Aproximadamente 300 a 1,000 pies² (30 a 95 m²) por cada envase de galón (946 ml), dependiendo del tamaño y porosidad de las juntas de boquilla, temperatura, humedad y método de aplicación.

Manipulación y almacenamiento

- Cierre el envase firmemente después de cada uso
- Guarde el material en su envase original únicamente
- Almacene y use el material a temperaturas que oscilen entre 40°F y 90°F (4°C y 32°C)

PRECAUCIÓN

PUEDE SER NOCIVO SI SE INGIERE. PUEDE IRRITAR OJOS Y PIEL. USE PROTECCIÓN PARA LA PIEL Y LOS OJOS. No aspire vapor ni rocío. Contiene metilsiliconato de potasio. Si entra en contacto con los ojos, enjuáguelos con agua durante al menos 15 minutos. Si entra en contacto con la piel, lave la zona afectada con agua y jabón. Si las vías respiratorias están irritadas, trasládese al aire fresco. Si la irritación continúa, solicite atención médica. En caso de ingerirse, NO induzca el vómito. Solicite atención médica.

6. Disponibilidad y costo

Comuníquese con el fabricante o visite custombuildingproducts.com para obtener información acerca del costo y la disponibilidad del producto.

	CÓDIGO DE PRODUCTO	TAMAÑO	ENVASE
EE.UU.	020372-4	1 cuarto de galón (946 ml)	Botella
EE.UU.	020373	1 galón (3.8 L)	Botella
EE.UU.	020374	5 galones (19 L)	Cubeta
EE.UU.	020375*	55 gallon (210 L)	Tambor
Canadá	C020372-4	1 cuarto de galón (946 ml)	Botella
Canadá	C020373	1 galón (3.8 L)	Botella
Canadá	C020374	5 galones (19 L)	Cubeta

7. Garantía Limitada del Producto

Custom Building Products garantiza al comprador original que el producto estará libre de defectos, tanto en material como en mano de obra, bajo condiciones de uso normal y apropiado, por un período de un año a partir de la fecha de la compra original. De acuerdo con esta garantía, la responsabilidad de Custom se limitará únicamente al reemplazo del producto. Algunos estados, países o territorios no permiten la exclusión o limitación de daños incidentales o consecuentes, de modo que la limitación o exclusión mencionada podría no aplicarse en su caso particular. Esta garantía no cubrirá ningún producto que haya sido modificado de alguna manera o que no haya sido utilizado siguiendo las instrucciones impresas de Custom. Custom no extiende ninguna otra garantía, ni expresa ni implícita. Esta garantía le otorga derechos legales específicos y, a su vez, usted puede tener otros derechos que varían de un estado a otro o de un país/territorio a otro.

Para consultar los detalles y la información completa de la garantía, visite custombuildingproducts.com.

8. Mantenimiento

Este producto es un material de mantenimiento y debe emplearse junto con los productos para la instalación de piedras y azulejos y baldosas de cerámica de Custom Building Products.

9. Servicios Técnicos

Para obtener asistencia técnica, comuníquese con Custom Building Products o visite custombuildingproducts.com.

10. Sistema de Archivo

Se puede obtener información adicional sobre el producto solicitándola directamente al fabricante.

Productos relacionados:

- Aqua Mix®
- AquaShield™ Cleaner & Resealer

AQUA MIX® PRO-SOLV®

1. Product Name

Aqua Mix® Pro-Solv®

2. Manufacturer

Custom Building Products
13001 Seal Beach Blvd.
Seal Beach, CA 90740-2757
Customer Support: 800-272-8786
Technical Services: 800-282-8786
Fax: 800- 200-7765
Email: contactus@cbpmail.net
custombuildingproducts.com



3. Product Description

An economical, no-sheen, natural-look, solvent-based, penetrating sealer formulated to resist stains on porous stone and tile. May also be used as a pre-grouting sealer. Allows moisture vapor transmission. It is also a good grout sealer.

KEY FEATURES

- Excellent stain protection
- No sheen – natural look
- Safe, solvent-based formula

AREAS OF USE

- All natural stone (such as granite, limestone, marble, slate, and travertine), porcelain, quarry, Saltillo, terra cotta, cement pavers, masonry surfaces, and other porous tile and grout where a natural look is desired
- Effective for interior and exterior applications

LIMITATIONS

- Do not allow product to come in contact with any non-recommended surface
- May slightly lighten or darken some stone surfaces
- Sealer will not prevent surface wear or etching from acids or caustic chemicals

EXPECTED WEAR UP TO 10 YEARS

- Will vary depending on hardness and texture of surface, type of area, surface wear, frequency, and type of maintenance products used
- Weather conditions, harsh cleaning methods, and high-alkaline, acidic, or solvent-based cleaners will affect wear

4. Technical Data

- Complies with all Federal EPA and SCAQMD standards for VOC

TEST METHOD	TEST RESULTS
CTI-072 Stain Resistance	Good

5. Installation

METHODS

Application

Read entire label before using. SHAKE WELL before using. For new installations sealer can be applied as soon as 48 hours after grouting. Surface must be clean, dry, and free of existing sealers or coatings. Apply using a sponge, brush, paint pad, cotton towel, or sprayer. NOTE: Be sure to completely wipe surface DRY within 5 minutes of each application using clean dry paper towels or cotton towels. If 2 or more coats are applied, allow a minimum of 30 minutes drying time between coats. 2 hours after final coat conduct a test to determine if surface is completely sealed by applying water droplets to the surface. If water is absorbed, apply an additional coat. Wait 2 hours and repeat the test. Ready for surface traffic in 2 hours after final coat. Keep area dry for 12 hours. Achieves a full cure in 24 hours. Clean applicator tools with mineral spirits after each use.

For Pre-Grouting Application

Apply over clean stone or tile a minimum of 4 hours prior to grouting - follow application procedures above.

Coverage

Approximately 300 to 1,500 sq. ft. (28 M² to 140 M²) per coat per gallon (3.78 L), depending on type of stone or tile, porosity and texture of surface, temperature, humidity, and method of application.

Handling and Storage

- Close container after each use.
- Store in original container only.
- Store and use between temperatures of 40 °F and 90 °F (4 °C and 32 °C).
- Dispose of residue or any unused leftover product in accordance with applicable federal, state, and local regulations.

CAUTION

COMBUSTIBLE. MAY BE HARMFUL IF SWALLOWED. MAY IRRITATE EYES AND SKIN. Keep away from heat and sources of ignition. Wear skin and eye protection. Do not breathe the vapor or spray. Contains petroleum distillates, methyl alcohol, dibutyltin dilaurate, and 3-aminopropyltriethoxysilane. If in eyes, flush with water for at least 15 minutes. If on skin, wash with soap and water. If respiratory tract is irritated, remove to fresh air. If irritation persists, seek medical attention. If swallowed, DO NOT induce vomiting. Seek medical attention.

6. Availability & Cost

Contact the manufacturer or visit custombuildingproducts.com for information about product cost and availability.

	ITEM CODE	SIZE	PACKAGE
USA	100057	1 Pt. (473 ml)	Bottle
USA	100058-4	1 Qt. (946 ml)	Bottle
USA	100059	1 Gal. (3.78 L)	Bottle
USA	100060*	5 Gal. (19 L)	Pail

*Indicates a special order item.

7. Limited Product Warranty

Custom Building Products warrants to the original consumer purchaser that its product shall be free from defects in material and workmanship under normal and proper usage for a period of one year following the date of original purchase. Custom’s sole liability under this warranty shall be limited to the replacement of the product. Some states, countries or territories do not allow the exclusion or limitation of incidental or consequential damages, so the above limitation or exclusion may not apply to you. This warranty will not extend to any product which has been modified in any way or which has not been used in accordance with Custom’s printed instructions. Custom makes no other warranties either expressed or implied. This warranty gives you specific legal rights, and you may have other rights that vary from state to state or from one country/territory to another.

For details and complete warranty information, visit custombuildingproducts.com

8. Maintenance

Aqua Mix® Concentrated Stone & Tile Cleaner, AquaKleen™ is recommended for routine spray and wipe cleaning and resealing.

9. Technical Services

For technical assistance contact Custom Building Products or visit custombuildingproducts.com.

10. Filing Systems

Additional product information is available from the manufacturer upon request.

Related Products:

Aqua Mix® Concentrated Stone & Tile Cleaner
Aqua Mix® AquaKleen™

PRO-SOLV®

1. Nombre del producto

Pro-Solv®

2. Fabricante

Custom Building Products
 13001 Seal Beach Blvd.
 Seal Beach, CA 90740-2757
 Atención al Cliente: 800-272-8786
 Asistencia Técnica: 800-282-8786
 Fax: 800-200-7765
 Correo electrónico: contactus@cbpmail.net
 custombuildingproducts.com

3. Descripción del producto

Pro-Solv® de Aqua Mix es un económico sellador penetrante a base de solvente, que deja un aspecto natural y sin brillo, formulado para resistir manchas sobre azulejos, baldosas y piedras porosas. También puede emplearse como un sellador previo a la aplicación de la boquilla. Permite la transmisión de vapores húmedos. También es un buen sellador de boquillas.

CARACTERÍSTICAS PRINCIPALES

- Excelente protección contra las manchas
- Deja un aspecto natural - sin brillo
- Fórmula segura a base de solvente

ÁREAS DE USO

- Todas las piedras naturales (tales como granito, caliza, mármol, pizarra y travertino), porcelana, baldosas de gran espesor, saltillo, terracota, adoquines de cemento, superficies de albañilería, y boquillas, baldosas y azulejos porosos en los que se desee lograr un aspecto natural
- Eficaz para aplicaciones en interiores y exteriores

LIMITACIONES

- No permita que el producto entre en contacto con superficies no recomendadas
- Este producto podría aclarar u oscurecer levemente algunas superficies de piedras
- El sellador no impedirá que la superficie se desgaste o marque debido al contacto con ácidos o químicos cáusticos

DESGASTE ESPERADO HASTA 10 AÑOS

- Variará dependiendo de la dureza y textura de la superficie, tipo de área, desgaste de la superficie, frecuencia de empleo y tipo de productos de mantenimiento utilizados
- Las condiciones climáticas, los métodos fuertes de limpieza y los limpiadores con alto contenido alcalino, con ácidos o a base de solvente aceleran el desgaste



4. Datos técnicos

MÉTODO DE PRUEBA	RESULTADOS DE LA PRUEBA
CTI-072 Resistencia a las manchas	Buena

5. Instalación

MÉTODOS

Aplicación

Lea toda la etiqueta antes de usar el producto. AGITE BIEN antes de usar. En nuevas instalaciones, el sellador puede aplicarse apenas hayan transcurrido 48 horas de la aplicación de la boquilla. La superficie debe estar limpia, seca y libre de selladores o revestimientos existentes. Aplique usando una esponja, pincel, almohadilla para pintar, toalla de algodón o rociador. NOTA: Asegúrese de SECAR la superficie por completo antes de que transcurran 5 minutos de cada aplicación, usando toallas de papel o de algodón limpias y secas. Si se aplican 2 o más capas, espere un mínimo de 30 minutos para que el material se seque entre capa y capa. 2 horas después de haber aplicado la última capa, realice una prueba para determinar si la superficie está completamente sellada aplicando pequeñas gotas de agua sobre la superficie. Si la superficie absorbe el agua, aplique una capa adicional. Espere 2 horas y repita la prueba. Habilite el tránsito 2 horas después de la última capa. Mantenga el área seca durante 12 horas. Adquiere un curado completo en 24 horas. Limpie las herramientas de aplicación con alcoholes minerales después de cada uso.

Para la aplicación previa al emboquillado

Aplique sobre piedras, baldosas o azulejos limpios un mínimo de 4 horas antes de emboquillar - siga los procedimientos de aplicación descritos anteriormente.

Cobertura

Aproximadamente 300 a 1,500 pies² (28 a 140 m²) por capa por galón (3.8 L), dependiendo del tipo de piedra, azulejo o baldosa, porosidad y textura de la superficie, temperatura, humedad y método de aplicación.

Manipulación y almacenamiento

- Cierre el envase después de cada uso.
- Guarde el producto en su envase original únicamente.
- Almacene y use el producto a temperaturas que oscilen entre 40°F y 90°F (4°C y 32°C).
- Deseche el material usado y todo resto del producto sin usar, de acuerdo con las normas federales, estatales y locales aplicables.

PRECAUCIÓN

COMBUSTIBLE. PUEDE SER NOCIVO SI SE INGIERE. PUEDE IRRITAR OJOS Y PIEL. Mantenga alejado del calor y fuentes de ignición. Use protección para la piel y los ojos. No aspire vapor ni rocío. Contiene destilados de petróleo, alcohol metílico, dilaurato de dibutilestaño y 3-aminopropiltriethoxisilano. Si entra en contacto con los ojos, enjuáguelos con agua durante al menos 15 minutos. Si entra en contacto con la piel, lave la zona afectada con agua y jabón. Si las vías respiratorias están irritadas, trasládese al aire fresco. Si la irritación continúa, solicite atención médica. En caso de ingerirse, NO induzca el vómito. Solicite atención médica.

6. Disponibilidad y costo

Comuníquese con el fabricante o visite custombuildingproducts.com para obtener información acerca del costo y la disponibilidad del producto.

	CÓDIGO DE PRODUCTO	TAMAÑO	ENVASE
EE.UU.	100057	1 pinta (473 ml)	Botella
EE.UU.	100058-4	1 cuarto de galón (946 ml)	Botella
EE.UU.	100059	1 galón (3.8 L)	Botella
EE.UU.	100060*	5 galones (19 L)	Cubeta

*Indica un artículo por orden especial.

7. Garantía Limitada del Producto

Custom Building Products garantiza al comprador original que el producto estará libre de defectos, tanto en material como en mano de obra, bajo condiciones de uso normal y apropiado, por un período de un año a partir de la fecha de la compra original. De acuerdo con esta garantía, la responsabilidad de Custom se limitará únicamente al reemplazo del producto. Algunos estados, países o territorios no permiten la exclusión o limitación de daños incidentales o consecuentes, de modo que la limitación o exclusión mencionada podría no aplicarse en su caso particular. Esta garantía no cubrirá ningún producto que haya sido modificado de alguna manera o que no haya sido utilizado siguiendo las instrucciones impresas de Custom. Custom no extiende ninguna otra garantía, ni expresa ni implícita. Esta garantía le otorga derechos legales específicos y, a su vez, usted puede tener otros derechos que varían de un estado a otro o de un país/territorio a otro.

Para consultar los detalles y la información completa de la garantía, visite custombuildingproducts.com.

8. Maintenance

Aqua Mix Concentrated Stone & Tile Cleaner, AquaKleen™ is recommended for routine spray and wipe cleaning and resealing.

9. Servicios Técnicos

Para obtener asistencia técnica, comuníquese con Custom Building Products o visite custombuildingproducts.com.

10. Sistema de Archivo

Se puede obtener información adicional sobre el producto solicitándola directamente al fabricante.

Productos relacionados:

- Aqua Mix Concentrated Stone & Tile Cleaner
- AquaKleen™

AQUA MIX® SEAL & FINISH LOW SHEEN

1. Product Name

Aqua Mix® Seal & Finish Low Sheen

2. Manufacturer

Custom Building Products
13001 Seal Beach Blvd.
Seal Beach, CA 90740-2757
Customer Support: 800-272-8786
Technical Services: 800-282-8786
Fax: 800- 200-7765
Email: contactus@cbpmail.net
custombuildingproducts.com

3. Product Description

A specially formulated water-based blend of acrylic polymers that provides both a stain resistant surface seal and a durable low-sheen finish eliminating conventional two-step methods utilizing a sealer and finish. May also be used as a pre-grouting sealer. Allows moisture vapor transmission and is not affected by ultra-violet light.

AREAS OF USE

- Unsealed, high porosity surfaces such as slate, quarry, Saltillo, sandstone, terra cotta, cement pavers, and masonry.
- Effective for interior and exterior applications

LIMITATIONS

- Do not allow product to come in contact with any non-recommended surface.
- Not recommended for use on glazed ceramic tile.
- Not recommended for use around pools, showers, or areas subject to standing water.
- Keep surface clean and dry to reduce possibility of slip-fall accidents.

EXPECTED WEAR UP TO 3 YEARS

- Will vary depending on hardness and texture of surface, type of area, surface wear, frequency, and type of maintenance products used
- Expect more frequent application on exterior areas
- Weather conditions, harsh cleaning methods, and high-alkaline, acidic, or solvent-based cleaners will affect wear

4. Technical Data

- Excellent Stain Resistance to household contaminants (CTI-072)
- Excellent Mar Resistance
- Complies with all Federal EPA and SCAQMD standards for VOC



5. Installation

METHODS

Application

Read entire label before using. For new installations sealer can be applied as soon as 48 hours after grouting. Surface must be clean, dry, and free of existing sealers and coatings. Apply using a dense sponge or paint pad applicator. Avoid puddling. If 2 or more coats are applied, allow a minimum of 30 minutes drying time between coats. 2 hours after final coat conduct a test to determine if surface is completely sealed by applying water droplets to the surface. If water is absorbed, apply an additional coat. Wait 2 hours and repeat the test. Ready for surface traffic 6 hours after final coat. Keep area dry for at least 6 hours. Achieves a full cure in 24 hours. For a high sheen finish on interior surfaces only, apply Aqua Mix Floor Shine & Hardener over Seal & Finish Low Sheen. Allow a minimum of 2 hours drying time before applying Aqua Mix finishes. Clean applicator tools with water after each use. May be reapplied as needed to surface that is clean and dry.

Pre-grouting Application

Apply over clean stone or tile a minimum of 2 hours prior to grouting — follow application procedures above.

Coverage

Approximately 300 to 1,000 sq. ft. (30 M² to 95 M²) per coat per gallon (3.78 L), depending on type, porosity and texture of surface, temperature, humidity, and method of application.

Handling and Storage

- Close container tightly after each use.
- Store in original container only.
- Store and use in temperatures between 50° F and 80° F (10° C and 27° C).

CAUTION

MAY BE HARMFUL IF SWALLOWED. MAY IRRITATE EYES AND SKIN. Wear skin and eye protection. Do not breathe vapor or spray. Contains potassium methylsiliconate. If in eyes, flush with water for at least 15 minutes. If on skin, wash with soap and water. If respiratory tract is irritated, remove to fresh air. If irritation persists, seek medical attention. If swallowed, DO NOT induce vomiting. Seek medical attention.

6. Availability & Cost

Contact the manufacturer or visit custombuildingproducts.com for information about product cost and availability.

	ITEM CODE	SIZE	PACKAGE
USA	020552-4	1 qt (946 ml)	Bottle
USA	020553	1 gallon (3.78 L)	Bottle
USA	020554*	5 gallon (19 L)	Pail
Canada	C020552-4	1 qt (946 ml)	Bottle
Canada	C020553	1 gallon (3.78 L)	Bottle
Canada	C020554*	5 gallon (19 L)	Pail

*Indicates a special order item.

7. Limited Product Warranty

Custom Building Products warrants to the original consumer purchaser that its product shall be free from defects in material and workmanship under normal and proper usage for a period of one year following the date of original purchase. Custom’s sole liability under this warranty shall be limited to the replacement of the product. Some states, countries or territories do not allow the exclusion or limitation of incidental or consequential damages, so the above limitation or exclusion may not apply to you. This warranty will not extend to any product which has been modified in any way or which has not been used in accordance with Custom’s printed instructions. Custom makes no other warranties either expressed or implied. This warranty gives you specific legal rights, and you may have other rights that vary from state to state or from one country/territory to another.

For details and complete warranty information, visit custombuildingproducts.com

8. Maintenance

Aqua Mix® Concentrated Stone & Tile Cleaner or AquaKleen™ or AquaShield™ Cleaner & Resealer is recommended for routine spray and wipe cleaning.

9. Technical Services

For technical assistance contact Custom Building Products or visit custombuildingproducts.com.

10. Filing Systems

Additional product information is available from the manufacturer upon request.

Related Products:

Aqua Mix® Concentrated Stone & Tile Cleaner
 Aqua Mix® AquaKleen™
 Aqua Mix® AquaShield™ Cleaner & Resealer

SELLADOR Y TERMINACIÓN DE POCO BRILLO

1. Nombre del producto

Sellador y Terminación de Poco Brillo

2. Fabricante

Custom Building Products
13001 Seal Beach Blvd.
Seal Beach, CA 90740-2757

Atención al Cliente: 800-272-8786

Asistencia Técnica: 800-282-8786

Fax: 800-200-7765

Correo electrónico: contactus@cbpmail.net
custombuildingproducts.com

3. Descripción del producto

Seal & Finish Low Sheen de Aqua Mix es una combinación de polímeros acrílicos especialmente formulada a base de agua que sirve tanto para sellar superficies y hacerlas resistentes a las manchas como para brindar una terminación duradera de poco brillo, eliminando así los métodos convencionales de dos pasos. También puede emplearse como un sellador previo a la aplicación de la boquilla. Permite la transmisión de vapores húmedos y no es afectado por la luz ultravioleta.

ÁREAS DE USO

- Superficies sin sellar de alta porosidad tales como pizarra, baldosas de gran espesor, saltillo, arenisca, terracota, adoquines de cemento y albañilería
- Eficaz para aplicaciones en interiores y exteriores

LIMITACIONES

- No permita que el producto entre en contacto con superficies no recomendadas
- No se recomienda usar sobre azulejos o baldosas de cerámica vidriada
- No se recomienda usar alrededor de albercas o duchas ni en áreas sujetas a agua estancada
- Mantenga la superficie limpia y seca para reducir la posibilidad de que se produzcan accidentes por resbalones

DESGASTE ESPERADO HASTA 13 AÑOS:

- Variará dependiendo de la dureza y textura de la superficie, tipo de área, desgaste de la superficie, frecuencia de empleo y tipo de productos de mantenimiento utilizados
- Las condiciones climáticas, los métodos fuertes de limpieza y los limpiadores con alto contenido alcalino, con ácidos o a base de solvente aceleran el desgaste

4. Datos técnicos

- Excelente resistencia a las manchas ocasionadas por contaminantes domésticos (CTI-072)
- Excelente resistencia al desgaste
- Terminación mate



5. Instalación

MÉTODOS

Aplicación

Lea toda la etiqueta antes de usar el producto. En el caso de nuevas instalaciones, puede aplicar el sellador apenas hayan transcurrido 48 horas de la aplicación de la boquilla. La superficie debe estar limpia, seca y libre de selladores o revestimientos existentes. Aplique usando un aplicador tipo esponja o una almohadilla para pintar. Evite que se formen acumulaciones de producto. Si se aplican 2 o más capas, aguarde un mínimo de 30 minutos para que el material se seque entre capa y capa. 2 horas después de haber aplicado la última capa, realice una prueba para determinar si la superficie está completamente sellada aplicando pequeñas gotas de agua sobre la superficie. Si la superficie absorbe el agua, aplique una capa adicional. Espere 2 horas y repita la prueba. Habilite el tránsito 6 horas después de la última capa. Mantenga el área seca durante por lo menos 6 horas. Adquiere un curado completo en 24 horas. Para lograr una terminación de alto brillo en superficies interiores únicamente, aplique Floor Shine & Hardener de Aqua Mix sobre Seal & Finish Low Sheen. Espere un mínimo de 2 horas para que el producto se seque antes de aplicar terminaciones de Aqua Mix. Limpie las herramientas de aplicación con agua después de cada uso. Puede volver a aplicarse, según sea necesario, siempre que la superficie esté limpia y seca.

Aplicación previa al emboquillado

Aplique sobre piedras, baldosas o azulejos limpios un mínimo de 2 horas antes de emboquillar - siga los procedimientos de aplicación descritos anteriormente.

Cobertura

Aproximadamente 300 a 1,000 pies cuadrados (30 m² a 95 m²) por capa por galón (3.8 L), dependiendo del tipo, porosidad y textura de la superficie, temperatura, humedad y método de aplicación.

Manipulación y almacenamiento

- Cierre el envase firmemente después de cada uso
- Guarde el producto en su envase original únicamente
- Almacene y use el producto a temperaturas que oscilen entre 50°F y 80°F (10°C y 27°C)

PRECAUCIÓN

PUEDA SER NOCIVO SI SE INGIERE. PUEDE IRRITAR OJOS Y PIEL. Use protección para la piel y los ojos. No aspire vapor ni rocío. Contiene metilsiliconato de potasio. Si entra en contacto con los ojos, enjuáguelos con agua durante al menos 15 minutos. Si entra en contacto con la piel, lave la zona afectada con agua y jabón. Si las vías respiratorias están irritadas, trasládese al aire fresco. Si la irritación continúa, solicite atención médica. En caso de ingerirse, NO induzca el vómito. Solicite atención médica.

6. Disponibilidad y costo

Comuníquese con el fabricante o visite custombuildingproducts.com para obtener información acerca del costo y la disponibilidad del producto.

	CÓDIGO DE PRODUCTO	TAMAÑO	ENVASE
EE.UU.	020552-4	1 cuarto de galón (946 ml)	Botella
EE.UU.	020553	1 galón (3.8 L)	Botella
EE.UU.	020554*	5 galones (19 L)	Cubeta
Canadá	C020552-4	1 cuarto de galón (946 ml)	Botella
Canadá	C020553	1 galón (3.8 L)	Botella
Canadá	C020554*	5 galones (19 L)	Cubeta

*Indica un artículo por orden especial.

7. Garantía Limitada del Producto

Custom Building Products garantiza al comprador original que el producto estará libre de defectos, tanto en material como en mano de obra, bajo condiciones de uso normal y apropiado, por un período de un año a partir de la fecha de la compra original. De acuerdo con esta garantía, la responsabilidad de Custom se limitará únicamente al reemplazo del producto. Algunos estados, países o territorios no permiten la exclusión o limitación de daños incidentales o consecuentes, de modo que la limitación o exclusión mencionada podría no aplicarse en su caso particular. Esta garantía no cubrirá ningún producto que haya sido modificado de alguna manera o que no haya sido utilizado siguiendo las instrucciones impresas de Custom. Custom no extiende ninguna otra garantía, ni expresa ni implícita. Esta garantía le otorga derechos legales específicos y, a su vez, usted puede tener otros derechos que varían de un estado a otro o de un país/territorio a otro.

Para consultar los detalles y la información completa de la garantía, visite custombuildingproducts.com.

8. Maintenance

Para resellados y limpiezas periódicas con paño y rociador, se recomienda usar cualquiera de los siguientes productos de Aqua Mix: Concentrated Stone & Tile Cleaner, AquaKleen™ o AquaShield™.

9. Servicios Técnicos

Para obtener asistencia técnica, comuníquese con Custom Building Products o visite custombuildingproducts.com

10. Sistema de Archivo

Se puede obtener información adicional sobre el producto solicitándola directamente al fabricante.

Productos relacionados:

- Aqua Mix®
- Concentrated Stone & Tile Cleaner
- AquaKleen™
- AquaShield™

AQUA MIX® SEALER'S CHOICE® GOLD – RAPID CURE FORMULA

1. Product Name

Aqua Mix® Sealer's Choice® Gold – Rapid Cure Formula

2. Manufacturer

Custom Building Products
13001 Seal Beach Blvd.
Seal Beach, CA 90740-2757
Customer Support: 800-272-8786
Technical Services: 800-282-8786
Fax: 800- 200-7765
Email: contactus@cbpmail.net
custombuildingproducts.com



3. Product Description

A premium, no-sheen, natural-look, water-based, penetrating sealer formulated to provide maximum stain protection, especially in food preparation and serving areas. May also be used as a pre-grouting sealer.

KEY FEATURES

- May be used as a pre-grouting sealer
- Allows moisture vapor transmission
- The NEW Rapid Cure Formula protects in less than 4 hours
- Designed to achieve optimal penetration into dense, low-porosity surfaces

AREAS OF USE

- All porous tile and natural stone (such as marble, granite, slate, travertine and limestone), some porcelain, quarry, Saltillo, terra cotta, cement pavers, masonry surfaces, and other porous tile and grout where a natural look is desired
- Effective for interior and exterior applications

LIMITATIONS

- Do not allow sealer to come in contact with any non-recommended surface
- May slightly lighten or darken some surfaces
- Sealer will not prevent surface wear or etching from acids or caustic chemicals

EXPECTED WEAR UP TO 15 YEARS

- Will vary depending on hardness and texture of surface, type of area, surface wear, frequency, and type of maintenance products used
- Weather conditions, harsh cleaning methods, and high-alkaline, acidic, or solvent-based cleaners will affect wear

4. Technical Data

- Complies with all Federal EPA and SCAQMD standards for VOC

TEST METHOD	TEST RESULTS
Stain Resistance (CTI 72)	Excellent
Service Time	4 hours

5. Installation

METHODS

Application

Read entire label before using. For new installations, sealer can be applied as soon as 48 hours after grouting. Surface must be clean, dry, and free of existing sealers or coatings. Apply using a sponge, brush, paint pad, cotton towel, or sprayer. NOTE: Be sure to wipe surface completely dry within 5 minutes of each application using absorbent paper or cotton towels. If 2 or more coats are applied, allow a minimum of 30 minutes drying time between coats. 2 hours after final coat conduct a test to determine if surface is completely sealed by applying water droplets to the surface. If water is absorbed, apply an additional coat. Wait 2 hours and repeat the test. Ready for surface traffic in 2 hours after final coat. Keep area dry for 12 hours. Achieves a full cure in 24 hours. Clean applicator tools with water after each use.

Pre-Grouting Application

Apply over clean stone or tile a minimum of 2 hours prior to grouting — follow application procedures above.

Coverage

Approximately 300 to 1,500 sq. ft. (30 M² to 139 M²) per coat per gallon (3.78 L), depending on type of stone or tile, porosity and texture of surface, temperature, humidity, and method of application.

Handling And Storage

- Close container tightly after each use
- Store in original container only
- Store and use between temperatures of 40° F and 90° F (4° C and 32° C)

CAUTION

MAY BE HARMFUL IF SWALLOWED. MAY IRRITATE EYES AND SKIN. Wear skin and eye protection. Contains glycol ether monobutyl ether. If in eyes, flush with water for at least 15 minutes. If on skin, wash with soap and water. If irritation persists, seek medical attention. If swallowed, DO NOT induce vomiting. Seek medical attention. DO NOT SPRAY.

6. Availability & Cost

Contact the manufacturer or visit custombuildingproducts.com for information about product cost and availability.

	ITEM CODE	SIZE	PACKAGE
USA	030881	1 pt (473 ml)	Bottle
USA	AMSC24Z	24 oz. (710 ml)	Bottle
USA	030882-4	1 qt (946 ml)	Bottle
USA	030883	1 gallon (3.78 L)	Bottle
USA	AMSC1	1 gallon (3.78 L)	Bottle
USA	030884	5 gallon (19 L)	Pail
Canada	C030881	1 pt (473 ml)	Bottle
Canada	C030882-4	1 qt (946 ml)	Bottle
Canada	C030883	1 gallon (3.78 L)	Bottle
Canada	C030884	5 gallon (19 L)	Pail

7. Limited Product Warranty

Custom Building Products warrants to the original consumer purchaser that its product shall be free from defects in material and workmanship under normal and proper usage for a period of one year following the date of original purchase. Custom’s sole liability under this warranty shall be limited to the replacement of the product. Some states, countries or territories do not allow the exclusion or limitation of incidental or consequential damages, so the above limitation or exclusion may not apply to you. This warranty will not extend to any product which has been modified in any way or which has not been used in accordance with Custom’s printed instructions. Custom makes no other warranties either expressed or implied. This warranty gives you specific legal rights, and you may have other rights that vary from state to state or from one country/territory to another.

For details and complete warranty information, visit custombuildingproducts.com

8. Maintenance

Aqua Mix® Concentrated Stone & Tile Cleaner or AquaKleen™ or AquaShield™ Cleaner & Resealer is recommended for routine spray and wipe cleaning and resealing.

9. Technical Services

For technical assistance contact Custom Building Products or visit custombuildingproducts.com.

10. Filing Systems

Additional product information is available from the manufacturer upon request.

Related Products:

- Aqua Mix® AquaShield™ Cleaner & Resealer
- Aqua Mix® AquaKleen™

SELLADOR SEALER'S CHOICE® GOLD CON FÓRMULA DE CURADO RÁPIDO

1. Nombre del producto

Sellador Sealer's Choice® Gold con Fórmula de Curado Rápido

2. Fabricante

Custom Building Products
 13001 Seal Beach Blvd.
 Seal Beach, CA 90740-2757
 Atención al Cliente: 800-272-8786
 Asistencia Técnica: 800-282-8786
 Fax: 800-200-7765
 Correo electrónico: contactus@cbpmail.net
 custombuildingproducts.com



3. Descripción del producto

Sealer's Choice® Gold Rapid Cure Formula de Aqua Mix es un sellador penetrante de excelente calidad, a base de agua y con bajo contenido de VOC, que deja un aspecto natural y sin brillo y está formulado para ofrecer máxima protección contra las manchas, especialmente en áreas en las que se prepara y sirve comida. También puede emplearse como un sellador previo a la aplicación de la boquilla.

Este producto cumple con los requisitos de EPA y CARB en relación con el uso de VOC (compuestos orgánicos volátiles).

CARACTERÍSTICAS PRINCIPALES

- Puede emplearse como un sellador previo a la aplicación de la boquilla
- Permite la transmisión de vapores húmedos
- La NUEVA Fórmula de Curado Rápido brinda protección en menos de 4 horas
- Diseñada para lograr una penetración óptima en superficies densas de baja porosidad

ÁREAS DE USO

- Todas las baldosas porosas y piedras naturales (tales como mármol, granito, pizarra, travertino y caliza), porcelana, baldosas de gran espesor, saltillo, terracota, adoquines de cemento, superficies de albañilería, y boquillas y baldosas y azulejos porosos en los que se desee lograr un aspecto natural
- Eficaz para aplicaciones en interiores y exteriores

LIMITACIONES

- No permita que el sellador entre en contacto con superficies no recomendadas
- Este producto podría aclarar u oscurecer levemente algunas superficies
- El sellador no impedirá que la superficie se desgaste o marque debido al contacto con ácidos o químicos cáusticos

DESGASTE ESPERADO HASTA 13 AÑOS:

- Variará dependiendo de la dureza y textura de la superficie, tipo de área, desgaste de la superficie, frecuencia de empleo y tipo de productos de mantenimiento utilizados
- Las condiciones climáticas, los métodos fuertes de limpieza y los limpiadores con alto contenido alcalino, con ácidos o a base de solvente aceleran el desgaste

4. Technical Data

MÉTODO DE PRUEBA	RESULTADOS DE LA PRUEBA
Resistencia a las manchas (CTI 72)	Excelente
Tiempo de uso	4 horas

5. Instalación

MÉTODOS

Aplicación

Lea toda la etiqueta antes de usar el producto. Para nuevas instalaciones, puede aplicar el sellador apenas hayan transcurrido 48 horas de la aplicación de la boquilla. La superficie debe estar limpia, seca y libre de selladores o revestimientos existentes. Aplique usando una esponja, pincel, almohadilla para pintar, toalla de algodón o rociador. NOTA: Asegúrese de quitar de la superficie todo el sellador que no haya penetrado antes de que transcurran 5 minutos de cada aplicación, usando papel absorbente o toallas de algodón. Si se aplican 2 o más capas, aguarde un mínimo de 30 minutos para que el material se seque entre capa y capa. 2 horas después de haber aplicado la última capa, realice una prueba para determinar si la superficie está completamente sellada aplicando pequeñas gotas de agua sobre la superficie. Si la superficie absorbe el agua, aplique una capa adicional. Espere 2 horas y repita la prueba. Habilite el tránsito 2 horas después de la última capa. Mantenga el área seca durante 12 horas. Adquiere un curado completo en 24 horas. Limpie las herramientas de aplicación con agua después de cada uso.

Aplicación previa al emboquillado

Aplique sobre piedras, baldosas o azulejos limpios un mínimo de 2 horas antes de emboquillar - siga los procedimientos de aplicación descritos anteriormente

Cobertura

Aproximadamente 300 a 1,000 pies cuadrados (30 m² a 95 m²) por capa por galón (3.8 L), dependiendo del tipo, porosidad y textura de la superficie, temperatura, humedad y método de aplicación.

Manipulación y almacenamiento

- Cierre el envase firmemente después de cada uso
- Guarde el material en su envase original únicamente
- Almacene y use el material a temperaturas que oscilen entre 40°F y 90°F (4°C y 32°C)

PRECAUCIÓN

PUEDE SER NOCIVO SI SE INGIERE. PUEDE IRRITAR OJOS Y PIEL. Use protección para la piel y los ojos. Contiene éter monobutílico de etilenglicol. Si entra en contacto con los ojos, enjuáguelos con agua durante al menos 15 minutos. Si entra en contacto con la piel, lave la zona afectada con agua y jabón. Si la irritación continúa, solicite atención médica. En caso de ingerirse, NO induzca el vómito. Solicite atención médica. NO APLIQUE CON ROCIADOR.

6. Disponibilidad y costo

Comuníquese con el fabricante o visite custombuildingproducts.com para obtener información acerca del costo y la disponibilidad del producto.

	CÓDIGO DE PRODUCTO	TAMAÑO	ENVASE
EE.UU.	030881	1 pinta (473 ml)	Botella
EE.UU.	030882-4	1 cuarto de galón (946 ml)	Botella
EE.UU.	030883	1 galón (3.8 L)	Botella
EE.UU.	030884	5 galones (19 L)	Cubeta
Canadá	C030881	1 pinta (473 ml)	Botella
Canadá	C030882-4	1 cuarto de galón (946 ml)	Botella
Canadá	C030883	1 galón (3.8 L)	Botella
Canadá	C030884	5 galones (19 L)	Cubeta

7. Garantía Limitada del Producto

Custom Building Products garantiza al comprador original que el producto estará libre de defectos, tanto en material como en mano de obra, bajo condiciones de uso normal y apropiado, por un período de un año a partir de la fecha de la compra original. De acuerdo con esta garantía, la responsabilidad de Custom se limitará únicamente al reemplazo del producto. Algunos estados, países o territorios no permiten la exclusión o limitación de daños incidentales o consecuentes, de modo que la limitación o exclusión mencionada podría no aplicarse en su caso particular. Esta garantía no cubrirá ningún producto que haya sido modificado de alguna manera o que no haya sido utilizado siguiendo las instrucciones impresas de Custom. Custom no extiende ninguna otra garantía, ni expresa ni implícita. Esta garantía le otorga derechos legales específicos y, a su vez, usted puede tener otros derechos que varían de un estado a otro o de un país/territorio a otro.

Para consultar los detalles y la información completa de la garantía, visite custombuildingproducts.com.

8. Maintenance

Para resellados y limpiezas periódicas con paño y rociador, se recomienda usar cualquiera de los siguientes productos de Aqua Mix: Concentrated Stone & Tile Cleaner, AquaKleen™ o AquaShield™.

9. Servicios Técnicos

Para obtener asistencia técnica, comuníquese con Custom Building Products o visite custombuildingproducts.com

10. Sistema de Archivo

Se puede obtener información adicional sobre el producto solicitándola directamente al fabricante.

Productos relacionados:

- Aqua Mix®
- AquaShield™ Cleaner & Resealer
- AquaKleen™

AQUA MIX® STONE ENHANCER

1. Product Name

Aqua Mix® Stone Enhancer

2. Manufacturer

Custom Building Products
 13001 Seal Beach Blvd.
 Seal Beach, CA 90740-2757
 Customer Support: 800-272-8786
 Technical Services: 800-282-8786
 Fax: 800- 200-7765
 Email: contactus@cbpmail.net
 custombuildingproducts.com



3. Product Description

A no-sheen, enhanced-look, penetrating sealer formulated to darken and highlight the character and beauty of unsealed natural stone. It rejuvenates the color and improves the appearance of worn and weathered stone. May also be used as a pre-grouting sealer. Allows moisture-vapor transmission. It also effectively seals and darkens the color of grout joints.

KEY FEATURES

- Darkens and highlights
- Excellent stain protection
- No-sheen, enhanced look

AREAS OF USE

- Unsealed natural stone such as honed or textured marble, granite, slate, limestone, travertine, quartzite, and sandstone
- Effective for interior and exterior applications

LIMITATIONS

- Do not allow sealer to come in contact with any non-recommended surface as product is not completely removable
- Sealers and finishes should not be used before or after use of Stone Enhancer
- If Stone Enhancer is not WIPED COMPLETELY DRY within 5 minutes, a residue may form
- If residue occurs, use a scrub brush or floor machine with Aqua Mix Heavy-Duty Tile & Grout Cleaner to remove. Always try a small test area to ensure results. If results are not satisfactory, call technical services for additional options
- Keep floor surfaces dry and clean to reduce possibility of slip-fall accidents
- Routine pressure-washing will affect expected wear
- Sealer will not prevent surface wear or etching from acids or caustic chemicals

EXPECTED WEAR UP TO 5 YEARS

- Will vary depending on hardness and texture of surface, type of area, surface wear, frequency, and type of maintenance products used
- Expect more frequent application on exterior areas
- Weather conditions, harsh cleaning methods, and high-alkaline, acidic, or solvent-based cleaners will affect wear

4. Technical Data

- Complies with all Federal EPA and SCAQMD standards for VOC

TEST METHOD	TEST RESULTS
CTI-072 Stain Resistance	Very Good
UV Resistance	Very Good

5. Installation

METHODS

Application
 Read entire label before using. For new installations, sealer can be applied as soon as 48 hours after grouting. Surface must be clean, dry, and free of existing sealers or coatings. Apply using a sponge, brush, paint pad, cotton towel, or sprayer. NOTE: Be sure to completely wipe surface DRY within 5 minutes of each application using clean dry paper towels or cotton towels. If 2 or more coats are applied, allow a minimum of 30 minutes drying time between coats. Ready for surface traffic in 12 hours after final coat. Keep dry for 12 hours. Achieves full cure in 48 hours. Some highly porous surfaces may require an additional coat after full cure. Clean applicator tools with mineral spirits after each use.

For Pre-Grouting Application

Apply over clean stone or tile a minimum of 3 hours prior to grouting - follow application procedures above.

Coverage

Approximately 500 to 1,500 sq. ft. (46 M² to 139 M²) per coat per gallon (3.78 L), depending on type of stone or tile, porosity and texture of surface, temperature, humidity, and method of application.

Handling and Storage

- Close container tightly after each use.
- Store in original container only. Store and use in temperatures between 40°F - 90°F (4°C - 32°C).
- Dispose of residue or any unused leftover product in accordance with applicable federal, state, and local requirements.

CAUTION

FLAMMABLE. MAY BE HARMFUL IF SWALLOWED. MAY IRRITATE EYES AND SKIN. INFLAMMABLE. Keep away from heat and sources of ignition. Wear skin and eye protection. Do not breathe vapor or spray. Contains petroleum distillates and alkytrimalkoxy silanes. If in eyes, flush with water for at least 15 minutes. If on skin, wash with soap and water. If respiratory tract is irritated, remove to fresh air. If irritation persists, seek medical attention. If swallowed, DO NOT induce vomiting. Seek medical attention.

6. Availability & Cost

Contact the manufacturer or visit custombuildingproducts.com for information about product cost and availability.

	ITEM CODE	SIZE	PACKAGE
USA	030141	1 Pt. (473 ml)	Bottle
USA	030142-4	1 Qt. (946 ml)	Bottle
USA	030143	1 Gal. (3.78 L)	Bottle
USA	030144*	5 Gal. (19 L)	Pail
Canada	C030141	1 Pt. (473 ml)	Bottle
Canada	C030142-4	1 Qt. (946 ml)	Bottle
Canada	C030143	1 Gal. (3.78 L)	Bottle

* Indicates a special order item.

7. Limited Product Warranty

Custom Building Products warrants to the original consumer purchaser that its product shall be free from defects in material and workmanship under normal and proper usage for a period of one year following the date of original purchase. Custom’s sole liability under this warranty shall be limited to the replacement of the product. Some states, countries or territories do not allow the exclusion or limitation of incidental or consequential damages, so the above limitation or exclusion may not apply to you. This warranty will not extend to any product which has been modified in any way or which has not been used in accordance with Custom’s printed instructions. Custom makes no other warranties either expressed or implied. This warranty gives you specific legal rights, and you may have other rights that vary from state to state or from one country/territory to another.

For details and complete warranty information, visit custombuildingproducts.com

8. Maintenance

Aqua Mix® Concentrated Stone & Tile Cleaner, AquaKleen™ or AquaShield™ Cleaner & Resealer is recommended for routine spray and wipe cleaning and resealing.

9. Technical Services

For technical assistance contact Custom Building Products or visit custombuildingproducts.com.

10. Filing Systems

Additional product information is available from the manufacturer upon request.

Related Products:

- Aqua Mix® Concentrated Stone & Tile Cleaner
- Aqua Mix® AquaKleen™
- Aqua Mix® AquaShield™ Cleaner & Resealer

MEJORADOR DE PIEDRAS

1. Nombre del producto

Mejorador de Piedras

2. Fabricante

Custom Building Products
 13001 Seal Beach Blvd.
 Seal Beach, CA 90740-2757
 Atención al Cliente: 800-272-8786
 Asistencia Técnica: 800-282-8786
 Fax: 800-200-7765
 Correo electrónico: contactus@cbpmail.net
 custombuildingproducts.com



3. Descripción del producto

Stone Enhancer de Aqua Mix es un sellador penetrante que deja un aspecto mejorado y sin brillo, formulado para oscurecer y resaltar las características y belleza de piedras naturales sin sellar. Rejuvenece el color y mejora el aspecto de piedras desgastadas y deterioradas por la exposición a la intemperie. También puede emplearse como un sellador previo a la aplicación de la boquilla. Permite la transmisión de vapores húmedos. Además, sella y oscurece eficazmente el color de las juntas de boquilla.

CARACTERÍSTICAS PRINCIPALES

- Oscurece y resalta
- Excelente protección contra las manchas
- Deja un aspecto mejorado, sin brillo

ÁREAS DE USO

- Piedras naturales sin sellar, tales como granito, pizarra, caliza, travertino, cuarcita, arenisca y mármoles esmerilados o texturizados
- Eficaz para aplicaciones en interiores y exteriores

LIMITACIONES

- No permita que el sellador entre en contacto con superficies no recomendadas ya que el producto no puede quitarse por completo
- No deben usarse selladores o terminaciones ni antes ni después de usar Stone Enhancer
- Si Stone Enhancer no se SECA POR COMPLETO dentro de los 5 minutos, se podría formar un residuo sobre la superficie tratada
- Si esto sucede, quítelo con un cepillo para fregar o una máquina fregadora usando Aqua Mix Heavy Duty Tile & Grout Cleaner o Aqua Mix Stone Deep Clean. Siempre pruebe el producto en un área pequeña para asegurar los resultados deseados. Si no está satisfecho con los resultados, comuníquese con el servicio de asistencia técnica para consultar sobre otras opciones
- Mantenga las superficies de pisos secas y limpias para reducir la posibilidad de que se produzcan accidentes por resbalones
- REl lavado a presión periódico acelerará el desgaste esperado
- El sellador no impedirá que la superficie se desgaste o marque debido al contacto con ácidos o químicos cáusticos

DESGASTE ESPERADO HASTA 5 AÑOS

- Variará dependiendo de la dureza y textura de la superficie, tipo de área, desgaste de la superficie, frecuencia de empleo y tipo de productos de mantenimiento utilizados
- En áreas exteriores, necesitará realizar aplicaciones más frecuentes
- Las condiciones climáticas, los métodos fuertes de limpieza y los limpiadores con alto contenido alcalino, con ácidos o a base de solvente aceleran el desgaste

4. Datos técnicos

MÉTODO DE PRUEBA	RESULTADOS DE LA PRUEBA
CTI-072 Resistencia a las manchas	Muy buena
Resistencia a rayos UV	Muy buena

5. Instalación

MÉTODOS

Aplicación

Lea toda la etiqueta antes de usar el producto. En nuevas instalaciones, el sellador puede aplicarse apenas hayan transcurrido 48 horas de la aplicación de la boquilla. La superficie debe estar limpia, seca y libre de selladores o revestimientos existentes. Aplique usando una esponja, pincel, almohadilla para pintar, toalla de algodón o rociador. NOTA: Asegúrese de SECAR la superficie por completo antes de que transcurran 5 minutos de cada aplicación, usando toallas de papel o algodón limpias y secas. Si después de la aplicación las superficies no pulidas quedaran brillosas, significa que hay residuo del material en la superficie por lo que será necesario pasarles un paño hasta secarlas. Si se aplican 2 o más capas, aguarde

un mínimo de 30 minutos para que el material se seque entre capa y capa. Quite los residuos de la superficie después de cada aplicación. Habilite el tránsito 12 horas después de la última capa. Mantenga la superficie seca por 12 horas. Adquiere un curado total en 48 horas. Algunas superficies altamente porosas podrían requerir una capa adicional después del curado total. Limpie las herramientas de aplicación con alcoholes minerales después de cada uso.

Para la aplicación previa al emboquillado Aplique sobre piedras, baldosas o azulejos limpios un mínimo de 4 horas antes de emboquillar - siga los procedimientos de aplicación descritos anteriormente.

Cobertura
Aproximadamente 500 a 1,500 pies² (46 a 139 m²) por capa por galón (3.8 L), dependiendo del tipo de piedra, azulejo o baldosa, porosidad y textura de la superficie, temperatura, humedad y método de aplicación.

- Manipulación y almacenamiento**
- Cierre el envase firmemente después de cada uso.
 - Guarde el producto en su envase original únicamente. Almacene y use el producto a temperaturas que oscilen entre 40°F y 90°F (4°C y 32°C).
 - Deseche el material usado y todo resto del producto sin usar, de acuerdo con los requerimientos federales, estatales y locales aplicables.

PRECAUCIÓN
INFLAMABLE. PUEDE SER NOCIVO SI SE INGIERE. PUEDE IRRITAR OJOS Y PIEL. INFLAMABLE. Mantenga alejado del calor y fuentes de ignición. Use protección para la piel y los ojos. No aspire vapor ni rocío. Contiene destilados de petróleo y alquiltrialcoxilanos. Si entra en contacto con los ojos, enjuáguelos con agua durante al menos 15 minutos. Si entra en contacto con la piel, lave la zona afectada con agua y jabón. Si las vías respiratorias están irritadas, trasládese al aire fresco. Si la irritación continúa, solicite atención médica. En caso de ingerirse, NO induzca el vómito. Solicite atención médica.

6. Disponibilidad y costo

Comuníquese con el fabricante o visite custombuildingproducts.com para obtener información acerca del costo y la disponibilidad del producto.

	CÓDIGO DE PRODUCTO	TAMAÑO	ENVASE
EE.UU.	030141	1 pinta (473 ml)	Botella
EE.UU.	030142-4	1 cuarto de galón (946 ml)	Botella
EE.UU.	030143	1 galón (3.8 L)	Botella
EE.UU.	030144*	5 galones (19 L)	Cubeta
Canadá	C030141	1 pinta (473 ml)	Botella
Canadá	C030142-4	1 cuarto de galón (946 ml)	Botella
Canadá	C030143	1 galón (3.8 L)	Botella

*Indica un artículo por orden especial.

7. Garantía Limitada del Producto

Custom Building Products garantiza al comprador original que el producto estará libre de defectos, tanto en material como en mano de obra, bajo condiciones de uso normal y apropiado, por un período de un año a partir de la fecha de la compra original. De acuerdo con esta garantía, la responsabilidad de Custom se limitará únicamente al reemplazo del producto. Algunos estados, países o territorios no permiten la exclusión o limitación de daños incidentales o consecuentes, de modo que la limitación o exclusión mencionada podría no aplicarse en su caso particular. Esta garantía no cubrirá ningún producto que haya sido modificado de alguna manera o que no haya sido utilizado siguiendo las instrucciones impresas de Custom. Custom no extiende ninguna otra garantía, ni expresa ni implícita. Esta garantía le otorga derechos legales específicos y, a su vez, usted puede tener otros derechos que varían de un estado a otro o de un país/territorio a otro.

Para consultar los detalles y la información completa de la garantía, visite custombuildingproducts.com.

8. Mantenimiento

Para resellados y limpiezas periódicas con paño y rociador, se recomienda usar cualquiera de los siguientes productos de Aqua Mix: Concentrated Stone & Tile Cleaner, AquaKleen™ o AquaShield™.

9. Servicios Técnicos

Para obtener asistencia técnica, comuníquese con Custom Building Products o visite custombuildingproducts.com.

10. Sistema de Archivo

Se puede obtener información adicional sobre el producto solicitándola directamente al fabricante.

Productos relacionados:

- Aqua Mix
- Concentrated Stone & Tile Cleaner
- AquaKleen™
- AquaShield™

AQUA MIX® ULTRA-SOLV®

1. Product Name

Aqua Mix® Ultra-Solv®

2. Manufacturer

Custom Building Products
13001 Seal Beach Blvd.
Seal Beach, CA 90740-2757
Customer Support: 800-272-8786
Technical Services: 800-282-8786
Fax: 800- 200-7765
Email: contactus@cbpmail.net
custombuildingproducts.com



3. Product Description

A premium, no-sheen, natural-look, solvent-based, penetrating sealer formulated to provide maximum stain protection, especially in food preparation and serving areas. May also be used as a pre-grouting sealer. Allows moisture vapor transmission. It is also an excellent grout sealer.

KEY FEATURES

- Maximum stain protection
- No sheen – natural look
- Solvent-based formula

AREAS OF USE

- All natural stone (such as marble, granite, slate, travertine and limestone), porcelain, quarry, Saltillo, terra cotta, cement pavers, masonry surfaces, and other porous tile and grout where a natural look is desired
- Effective for interior and exterior applications

LIMITATIONS

- Do not allow sealer to come in contact with any non-recommended surface
- May slightly lighten or darken some stone surfaces
- Sealer will not prevent surface wear or etching from acids or caustic chemicals.

EXPECTED WEAR UP TO 15 YEARS

- Will vary depending on hardness and texture of surface, type of area, surface wear, frequency, and type of maintenance products used
- Weather conditions, harsh cleaning methods, and high-alkaline, acidic, or solvent-based cleaners will affect wear

4. Technical Data

- Complies with all Federal EPA and SCAQMD standards for VOC

TEST METHOD	TEST RESULTS
CTI-072 Stain Resistance	Excellent

5. Installation

METHODS

Application

Read entire label before using. For new installations, sealer can be applied as soon as 48 hours after grouting. Surface must be clean, dry, and free of existing sealers or coatings. Apply using a sponge, brush, paint pad, cotton towel, or sprayer. NOTE: Be sure to completely wipe surface DRY within 5 minutes of each application using clean dry paper towels or cotton towels. If 2 or more coats are applied, allow a minimum of 30 minutes drying time between coats. After 2 hours conduct a test to determine if surface is completely sealed by applying water droplets to the surface. If water is absorbed, apply an additional coat. Wait 2 hours and repeat the test. Ready for surface traffic in 2 hours after final coat. Keep area dry for 12 hours. Achieves a full cure in 24 hours. Clean applicator tools with mineral spirits after each use.

For Pre-Grouting Application

Apply over clean stone or tile a minimum of 4 hours prior to grouting — follow application procedures above.

Coverage

Approximately 400 to 1,500 sq. ft. (37 M² to 139 M²) per coat per gallon (3.78 L), depending on type of stone or tile, porosity and texture of surface, temperature, humidity, and method of application.

Handling and Storage

- Close container tightly after each use.
- Store in original container only.
- Store and use between temperatures of 40°F - 90°F (4°C - 32°C).
- Dispose of residue or any unused leftover product in accordance with applicable federal, state, and local requirements.

CAUTION

FLAMMABLE. MAY BE HARMFUL IF SWALLOWED. MAY IRRITATE EYES AND SKIN. Keep away from heat and sources of ignition. Wear skin and eye protection. Do not breathe the vapor or spray. Contains petroleum distillates, methyl alcohol, dibutyltin dilaurate, and 3-aminopropyltriethoxysilane. If in eyes, flush with water for at least 15 minutes. If on skin, wash with soap and water. If respiratory tract is irritated, remove to fresh air. If irritation persists, seek medical attention. If swallowed, DO NOT induce vomiting. Seek medical attention.

6. Availability & Cost

Contact the manufacturer or visit custombuildingproducts.com for information about product cost and availability.

	ITEM CODE	SIZE	PACKAGE
USA	AMUS24Z	24 oz. (710 ml)	Bottle
USA	100340-4	1 Qt. (946 ml)	Bottle
USA	100341	1 Gal. (3.78 L)	Bottle
USA	100342*	5 Gal. (19 L)	Pail

* Indicates a special order item.

7. Limited Product Warranty

Custom Building Products warrants to the original consumer purchaser that its product shall be free from defects in material and workmanship under normal and proper usage for a period of one year following the date of original purchase. Custom’s sole liability under this warranty shall be limited to the replacement of the product. Some states, countries or territories do not allow the exclusion or limitation of incidental or consequential damages, so the above limitation or exclusion may not apply to you. This warranty will not extend to any product which has been modified in any way or which has not been used in accordance with Custom’s printed instructions. Custom makes no other warranties either expressed or implied. This warranty gives you specific legal rights, and you may have other rights that vary from state to state or from one country/territory to another.

For details and complete warranty information, visit custombuildingproducts.com

8. Maintenance

Aqua Mix® Concentrated Stone & Tile Cleaner, AquaKleen™ or AquaShield™ Cleaner & Resealer is recommended for routine spray and wipe cleaning and resealing.

9. Technical Services

For technical assistance contact Custom Building Products or visit custombuildingproducts.com.

10. Filing Systems

Additional product information is available from the manufacturer upon request.

Related Products:

- Aqua Mix® Concentrated Stone & Tile Cleaner
- Aqua Mix® AquaKleen™
- Aqua Mix® AquaShield™ Cleaner & Resealer

ULTRA-SOLV®

1. Nombre del producto
Ultra-Solv®

2. Fabricante

Custom Building Products
13001 Seal Beach Blvd.
Seal Beach, CA 90740-2757
Atención al Cliente: 800-272-8786
Asistencia Técnica: 800-282-8786
Fax: 800-200-7765
Correo electrónico: contactus@cbpmail.net
custombuildingproducts.com



3. Descripción del producto

Ultra-Solv de Aqua Mix es un sellador penetrante a base de solvente, de excelente calidad, que deja un aspecto natural y sin brillo, formulado para ofrecer máxima protección contra las manchas, especialmente en áreas en las que se prepara y sirve comida. También puede emplearse como un sellador previo a la aplicación de la boquilla. Permite la transmisión de vapores húmedos. También es un excelente sellador de boquillas.

CARACTERÍSTICAS PRINCIPALES

- Máxima protección contra las manchas
- Deja un aspecto natural - sin brillo
- Fórmula a base de solvente

ÁREAS DE USO

- Todas las piedras naturales (tales como mármol, granito, pizarra, travertino y caliza), porcelana, baldosas de gran espesor, saltillo, terracota, adoquines de cemento, superficies de albañilería, y boquillas, baldosas y azulejos porosos en los que se desee lograr un aspecto natural
- Eficaz para aplicaciones en interiores y exteriores

LIMITACIONES

- No permita que el sellador entre en contacto con superficies no recomendadas
- Este producto podría aclarar u oscurecer levemente algunas superficies de piedras
- El sellador no impedirá que la superficie se desgaste o marque debido al contacto con ácidos o químicos cáusticos

DESGASTE ESPERADO HASTA 15 AÑOS

- Variará dependiendo de la dureza y textura de la superficie, tipo de área, desgaste de la superficie, frecuencia de empleo y tipo de productos de mantenimiento utilizados
- Las condiciones climáticas, los métodos fuertes de limpieza y los limpiadores con alto contenido alcalino, con ácidos o a base de solvente aceleran el desgaste

4. Datos técnicos

MÉTODO DE PRUEBA	RESULTADOS DE LA PRUEBA
CTI-072 Resistencia a las manchas	Excelente

5. Instalación

MÉTODOS

Aplicación

Lea toda la etiqueta antes de usar el producto. En nuevas instalaciones, el sellador puede aplicarse apenas hayan transcurrido 48 horas de la aplicación de la boquilla. La superficie debe estar limpia, seca y libre de selladores o revestimientos existentes. Aplique usando una esponja, pincel, almohadilla para pintar, toalla de algodón o rociador. **NOTA:** Asegúrese de SECAR la superficie por completo antes de que transcurran 5 minutos de cada aplicación, usando toallas de papel o algodón limpias y secas. Si se aplican 2 o más capas, aguarde un mínimo de 30 minutos para que el material se seque entre capa y capa. Después de 2 horas, realice una prueba para determinar si la superficie está completamente sellada aplicando pequeñas gotas de agua sobre la superficie. Si la superficie absorbe el agua, aplique una capa adicional. Espere 2 horas y repita la prueba. Habilite el tránsito 2 horas después de la última capa. Mantenga el área seca durante 12 horas. Adquiere un curado completo en 24 horas. Limpie las herramientas de aplicación con alcoholes minerales después de cada uso.

Para la aplicación previa al emboquillado

Aplique sobre piedras, baldosas o azulejos limpios un mínimo de 4 horas antes de emboquillar - siga los procedimientos de aplicación descritos anteriormente.

Cobertura

Aproximadamente 400 a 1,500 pies² (37 a 139 m²) por capa por galón (3.8 L), dependiendo del tipo de piedra, azulejo o baldosa, porosidad y textura de la superficie, temperatura, humedad y método de aplicación.

Manipulación y almacenamiento

- Cierre el envase firmemente después de cada uso.
- Guarde el producto en su envase original únicamente.
- Almacene y use el producto a temperaturas que oscilen entre 40°F y 90°F (4°C y 32°C).
- Deseche el material usado y todo resto del producto sin usar, de acuerdo con los requerimientos federales, estatales y locales aplicables.

PRECAUCIÓN

INFLAMABLE. PUEDE SER NOCIVO SI SE INGIERE. PUEDE IRRITAR OJOS Y PIEL. Mantenga alejado del calor y fuentes de ignición. Use protección para la piel y los ojos. No aspire vapor ni rocío. Contiene destilados de petróleo, alcohol metílico, dilaurato de dibutilestano y 3-aminopropiltriétoxosilano. Si entra en contacto con los ojos, enjuáguelos con agua durante al menos 15 minutos. Si entra en contacto con la piel, lave la zona afectada con agua y jabón. Si las vías respiratorias están irritadas, trásládese al aire fresco. Si la irritación continúa, solicite atención médica. En caso de ingerirse, NO induzca el vómito. Solicite atención médica.

6. Disponibilidad y costo

Comuníquese con el fabricante o visite custombuildingproducts.com para obtener información acerca del costo y la disponibilidad del producto.

	CÓDIGO DE PRODUCTO	TAMAÑO	ENVASE
EE.UU.	100340-4	1 cuarto de galón (946 ml)	Botella
EE.UU.	100341	1 galón (3.8 L)	Botella
EE.UU.	100342*	5 galones (19 L)	Cubeta

*Indica un artículo por orden especial.

7. Garantía Limitada del Producto

Custom Building Products garantiza al comprador original que el producto estará libre de defectos, tanto en material como en mano de obra, bajo condiciones de uso normal y apropiado, por un período de un año a partir de la fecha de la compra original. De acuerdo con esta garantía, la responsabilidad de Custom se limitará únicamente al reemplazo del producto. Algunos estados, países o territorios no permiten la exclusión o limitación de daños incidentales o consecuentes, de modo que la limitación o exclusión mencionada podría no aplicarse en su caso particular. Esta garantía no cubrirá ningún producto que haya sido modificado de alguna manera o que no haya sido utilizado siguiendo las instrucciones impresas de Custom. Custom no extiende ninguna otra garantía, ni expresa ni implícita. Esta garantía le otorga derechos legales específicos y, a su vez, usted puede tener otros derechos que varían de un estado a otro o de un país/territorio a otro.

Para consultar los detalles y la información completa de la garantía, visite custombuildingproducts.com.

8. Mantenimiento

Para resellados y limpiezas periódicas con paño y rociador, se recomienda usar cualquiera de los siguientes productos de Aqua Mix: Concentrated Stone & Tile Cleaner, AquaKleen™ o AquaShield™ Cleaner & Resealer.

9. Servicios Técnicos

Para obtener asistencia técnica, comuníquese con Custom Building Products o visite custombuildingproducts.com.

10. Sistema de Archivo

Se puede obtener información adicional sobre el producto solicitándola directamente al fabricante.

Productos relacionados:

- Aqua Mix
- Concentrated Stone & Tile Cleaner
- AquaKleen™
- AquaShield™ Cleaner & Resealer

AQUA MIX® SEALER APPLICATION KIT

1. Product Name

Aqua Mix® Sealer Application Kit

2. Manufacturer

Custom Building Products
13001 Seal Beach Blvd.
Seal Beach, CA 90740-2757
Customer Support: 800-272-8786
Technical Services: 800-282-8786
Fax: 800- 200-7765
Email: contactus@cbpmail.net
custombuildingproducts.com

3. Product Description

Specially designed for stone and tile sealer application and clean-up. The kit contains 1 (4" x 4") sponge application pad for easy sealer application with less waste and 2 (18" x 18") microfiber towels for quick clean-up after sealing. Application pad distributes sealer evenly and efficiently for better, more even application. Microfiber towels lift, trap, and absorb better than other fibers and trap residue, dirt, and particles that other towels may leave behind. Will not scratch stone surfaces, reusable, absorbent and long-lasting.

KEY FEATURES

- Designed for stone and tile sealer application and clean-up

AREAS OF USE

- All natural stone and tile surfaces
- Also excellent for everyday cleaning and polishing with Aqua Mix cleaning products

LIMITATIONS

N/A

4. Technical Data

N/A



5. Installation

METHODS

Application

Follow surface preparation and usage instructions of sealer to be used. Apply sealer to applicator pad and spread evenly over application area. Per sealer instructions, clean-up any leftover sealer residue with microfiber towels. Wash applicator pad and towels per washing instructions.

Handling and Storage

- Wash and allow to dry per instructions and store in resealable pouch provided.

6. Availability & Cost

Contact the manufacturer or visit custombuildingproducts.com for information about product cost and availability.

	ITEM CODE	SIZE	PACKAGE
USA	200812-4	1 Application Kit	Bag

7. Limited Product Warranty

Custom Building Products warrants to the original consumer purchaser that its product shall be free from defects in material and workmanship under normal and proper usage for a period of one year following the date of original purchase. Custom's sole liability under this warranty shall be limited to the replacement of the product. Some states, countries or territories do not allow the exclusion or limitation of incidental or consequential damages, so the above limitation or exclusion may not apply to you. This warranty will not extend to any product which has been modified in any way or which has not been used in accordance with Custom's printed instructions. Custom makes no other warranties either expressed or implied. This warranty gives you specific legal rights, and you may have other rights that vary from state to state or from one country/territory to another.

For details and complete warranty information, visit custombuildingproducts.com

8. Maintenance

Properly installed product requires no special maintenance.

9. Technical Services

For technical assistance contact Custom Building Products or visit custombuildingproducts.com.

10. Filing Systems

Additional product information is available from the manufacturer upon request.

KIT DE APLICACIÓN DE SELLADOR

1. Nombre del producto
Kit de Aplicación de Sellador

2. Fabricante
Custom Building Products
13001 Seal Beach Blvd.
Seal Beach, CA 90740-2757
Atención al Cliente: 800-272-8786
Asistencia Técnica: 800-282-8786
Fax: 800-200-7765

Correo electrónico: contactus@cbpmail.net
custombuildingproducts.com

3. Descripción del producto

El Sealer Application Kit de Aqua Mix está especialmente diseñado para la aplicación de sellador sobre piedras, baldosas y azulejos y su posterior limpieza. El kit contiene una almohadilla de aplicación tipo esponja (de 4 x 4 pulg.) que permite aplicar el sellador fácilmente con menos desperdicio de material y 2 toallas de microfibra (de 18 x 18 pulg.) para una rápida limpieza después del sellado. La almohadilla de aplicación distribuye el sellador en forma uniforme y eficiente permitiendo una aplicación que es mejor y más uniforme. Las toallas de microfibra quitan, atrapan y absorben mejor que otras fibras y atrapan residuos, suciedad y partículas que otras toallas podrían dejar en la superficie. No rayan las superficies de piedras, y son reusables, absorbentes y duraderas.

CARACTERÍSTICAS PRINCIPALES

- Diseñado para la aplicación de sellador sobre azulejos, baldosas y piedras y su posterior limpieza

ÁREAS DE USO

- Todas las superficies de baldosas, azulejos y piedras naturales
- También es excelente para la limpieza y el pulido diarios con los productos de limpieza de Aqua Mix

LIMITACIONES

N/A



4. Datos técnicos
N/A

5. Instalación
MÉTODOS

Aplicación

Siga las instrucciones de preparación de la superficie y de uso del sellador que utilizará. Aplique el sellador a la almohadilla de aplicación y espárzalo en forma uniforme sobre el área a trabajar. Siguiendo las instrucciones del sellador, limpie todo residuo de sellador remanente con las toallas de microfibra. Lave la almohadilla de aplicación y las toallas siguiendo las instrucciones de lavado.

Manipulación y almacenamiento

- Lave y deje secar siguiendo las instrucciones y guarde en la bolsa reutilizable incluida en el kit.

6. Disponibilidad y costo

Comuníquese con el fabricante o visite custombuildingproducts.com para obtener información acerca del costo y la disponibilidad del producto.

	CÓDIGO DE PRODUCTO	TAMAÑO	ENVASE
EE.UU.	200812-4	1 kit de aplicación	Bolsa

7. Garantía Limitada del Producto

Custom Building Products garantiza al comprador original que el producto estará libre de defectos, tanto en material como en mano de obra, bajo condiciones de uso normal y apropiado, por un período de un año a partir de la fecha de la compra original. De acuerdo con esta garantía, la responsabilidad de Custom se limitará únicamente al reemplazo del producto. Algunos estados, países o territorios no permiten la exclusión o limitación de daños incidentales o consecuentes, de modo que la limitación o exclusión mencionada podría no aplicarse en su caso particular. Esta garantía no cubrirá ningún producto que haya sido modificado de alguna manera o que no haya sido utilizado siguiendo las instrucciones impresas de Custom. Custom no extiende ninguna otra garantía, ni expresa ni implícita. Esta garantía le otorga derechos legales específicos y, a su vez, usted puede tener otros derechos que varían de un estado a otro o de un país/territorio a otro.

Para consultar los detalles y la información completa de la garantía, visite custombuildingproducts.com.

8. Mantenimiento

El producto correctamente instalado no requiere mantenimiento especial.

9. Servicios Técnicos

Para obtener asistencia técnica, comuníquese con Custom Building Products o visite custombuildingproducts.com.

10. Sistema de Archivo

Se puede obtener información adicional sobre el producto solicitándola directamente al fabricante.

SEALER SELECTION GUIDE



NATURAL LOOK	AREA OF USE	Sanded & Non-sanded Grout (In non-porous ceramic/porcelain tile)	Polished: Marble, Granite, Limestone, Travertine	Tumbled / Honed: Marble, Travertine	Textured: Slate, Sandstone, Flagstone	Clay / Cement: Saltillo, Terra Cotta, Adobe, Pavers	Quarry Tile
Grout Sealer	Interior & Exterior	Better	N/R	N/R	N/R	N/R	N/R
Penetrating Sealer	Interior & Exterior In Non-Food Areas	Better	Good	Good	Good	Good	Good
Sealer's Choice Gold Rapid Cure	Interior & Exterior <i>Coverage Per Coat, Per Gallon:</i>	Best 1000-1500 Sq. Ft.	Best 1500 Sq. Ft.	Best 800-1000 Sq. Ft.	Best 400-600 Sq. Ft.	Best 300 Sq. ft.	Best 700-1000 Sq. Ft.

LOW GLOSS	AREA OF USE	Seal & Finish Low Sheen
	Interior & Exterior <i>Coverage Per Coat, Per Gallon:</i>	Best When adjacent tile is being sealed with Seal & Finish Low Sheen.
		Best 400-600 Sq. Ft.
		Best 300 Sq. ft.
		Best 700-1000 Sq. Ft.

HIGH GLOSS	AREA OF USE	High-Gloss Sealer
	Interior Only <i>Coverage Per Coat, Per Gallon:</i>	N/R When adjacent tile is being sealed with High Gloss Sealer.
		Best 400-600 Sq. Ft.
		Best 300 Sq. ft.
		Best 700-1000 Sq. Ft.

ENHANCING/ DARKENING	AREA OF USE	Enrich 'N' Seal	Stone Enhancer
	Interior & Exterior <i>Coverage Per Coat, Per Gallon:</i>	Best 1000-1500 Sq. Ft.	Good 1000-1500 Sq. Ft.
		Best 1500 Sq. Ft.	Best 1500 Sq. Ft.
		Best 1000 Sq. Ft.	Best 1000 Sq. Ft.
		Best 500-1000 Sq. Ft.	Best 500-1000 Sq. Ft.
		Best 50-400 Sq. ft.	Best 50-400 Sq. ft.
		Best 700-1000 Sq. Ft.	Best 700-1000 Sq. Ft.
		N/R	N/R

Maintenance Recommendations
 Routine Cleaning (floors): Concentrated Stone & Tile Cleaner
 Heavy-Duty Cleaning: Heavy-Duty Tile & Grout Cleaner/Stone Deep Clean

N/R = Not Recommended

CLEANER & RESEALERS

AQUA MIX® POLISHED GRANITE CLEANER & RESEALER

1. Product Name

Aqua Mix® Polished Granite Cleaner & Resealer

2. Manufacturer

Custom Building Products
13001 Seal Beach Blvd.
Seal Beach, CA 90740-2757
Customer Support: 800-272-8786
Technical Services: 800-282-8786
Fax: 800- 200-7765
Email: contactus@cbpmail.net
custombuildingproducts.com



3. Product Description

A ready-to-use, everyday cleaner formulated to effectively clean and maintain the natural beauty of your stone. It contains an Aqua Mix® sealer in its formulation to reseal as it cleans, applying a thin coat of sealer every time you clean. Its formula is non-acidic so it will not harm your stone or grout.

USES

Optimally cleans and reseals polished granite sealed with an Aqua Mix Sealer. Safe to use on all stone surfaces.

4. Technical Data

- Removes typical household dirt
- Maintains stain resistance of sealed stone
- pH neutral (7 - 9)
- Complies with all Federal EPA and SCAQMD standards for VOC

5. Installation

METHODS

Application

Spray directly on soiled area and wipe clean using a damp sponge or soft white cloth. For tougher soils, wait several minutes before wiping. Heavy concentration of soap scum, may require scrubbing with a nylon pad. To remove heavy build-up of acrylic and wax floor finishes or greasy dirt, use TileLab® Heavy-Duty Stripper & Cleaner.

SAFETY

MAY BE HARMFUL IF SWALLOWED. MAY IRRITATE EYES AND SKIN. Contains detergents and fluorophosphate esters. If in eyes, flush with water for at least 15 minutes. If on skin, wash with soap and water. If irritation persists, seek medical attention. If swallowed, DO NOT induce vomiting. Seek medical attention. KEEP OUT OF REACH OF CHILDREN.

6. Availability & Cost

Contact the manufacturer or visit custombuildingproducts.com for information about product cost and availability.

	ITEM CODE	SIZE	PACKAGE
USA	AMGCRQT	1 quart (946 ml)	Spray Bottle

7. Limited Product Warranty

Custom Building Products warrants to the original consumer purchaser that its product shall be free from defects in material and workmanship under normal and proper usage for a period of one year following the date of original purchase. Custom's sole liability under this warranty shall be limited to the replacement of the product. Some states, countries or territories do not allow the exclusion or limitation of incidental or consequential damages, so the above limitation or exclusion may not apply to you. This warranty will not extend to any product which has been modified in any way or which has not been used in accordance with Custom's printed instructions. Custom makes no other warranties either expressed or implied. This warranty gives you specific legal rights, and you may have other rights that vary from state to state or from one country/territory to another.

For details and complete warranty information, visit custombuildingproducts.com

8. Maintenance

Because Polished Granite Cleaner & Resealer builds protection with each repeated use, first use Aqua Mix® Sealer's Choice® Gold - Rapid Cure Formula to seal, then use Polished Granite Cleaner & Resealer for ongoing, everyday cleaning and resealing.

9. Technical Services

For technical assistance contact Custom Building Products or visit custombuildingproducts.com.

10. Filing Systems

Additional product information is available from the manufacturer upon request.

Related Products:

Aqua Mix® Marble, Travertine, Limestone & Slate Cleaner & Resealer

AQUA MIX® MARBLE, TRAVERTINE, LIMESTONE & SLATE CLEANER & RESEALER

1. Product Name

Aqua Mix® Marble, Travertine, Limestone & Slate Cleaner & Resealer

2. Manufacturer

Custom Building Products
 13001 Seal Beach Blvd.
 Seal Beach, CA 90740-2757
 Customer Support: 800-272-8786
 Technical Services: 800-282-8786
 Fax: 800- 200-7765
 Email: contactus@cbpmail.net
custombuildingproducts.com



3. Product Description

A ready-to-use, everyday cleaner formulated to effectively clean and maintain the natural beauty of your stone. Marble, travertine, limestone and slate are medium-density stones that are susceptible to acids and oily foods that cause etching and staining. It contains Aqua mix® sealer in its formulation to reseal as it cleans, applying a thin coat of sealer every time you clean. Its formula is non-acidic so it will not harm your stone or grout.

USES

Optimally cleans and reseals stone surfaces including marble, travertine, limestone and slate sealed with an Aqua Mix Sealer. Safe to use on all stone surfaces.

4. Technical Data

- Removes typical household dirt
- Maintains stain resistance of sealed stone
- pH neutral (7 - 9)
- Complies with all Federal EPA and SCAQMD standards for VOC

5. Installation

METHODS

Application

Spray directly on soiled area and wipe clean using a damp sponge or soft white cloth. For tougher soils, wait several minutes before wiping. Heavy concentration of soap scum, may require scrubbing with a nylon pad. To remove heavy build-up of acrylic and wax floor finishes or greasy dirt, use TileLab® Heavy-Duty Stripper & Cleaner.

SAFETY

MAY BE HARMFUL IF SWALLOWED. MAY IRRITATE EYES AND SKIN. Contains detergents and fluorophosphate esters. If in eyes, flush with water for at least 15 minutes. If on skin, wash with soap and water. If irritation persists, seek medical attention. If swallowed, DO NOT induce vomiting. Seek medical attention. KEEP OUT OF REACH OF CHILDREN.

6. Availability & Cost

Contact the manufacturer or visit custombuildingproducts.com for information about product cost and availability.

	ITEM CODE	SIZE	PACKAGE
USA	AMMCRQT	1 quart (946 ml)	Spray Bottle

7. Limited Product Warranty

Custom Building Products warrants to the original consumer purchaser that its product shall be free from defects in material and workmanship under normal and proper usage for a period of one year following the date of original purchase. Custom’s sole liability under this warranty shall be limited to the replacement of the product. Some states, countries or territories do not allow the exclusion or limitation of incidental or consequential damages, so the above limitation or exclusion may not apply to you. This warranty will not extend to any product which has been modified in any way or which has not been used in accordance with Custom’s printed instructions. Custom makes no other warranties either expressed or implied. This warranty gives you specific legal rights, and you may have other rights that vary from state to state or from one country/territory to another.

For details and complete warranty information, visit custombuildingproducts.com

8. Maintenance

Because Marble, Travertine, Limestone & Slate Cleaner & Resealer builds protection with each repeated use, first use Aqua Mix® Sealer's Choice® Gold – Rapid Cure Formula to seal, then use Marble, Travertine, Limestone & Slate Cleaner & Resealer for ongoing, everyday cleaning and resealing.

9. Technical Services

For technical assistance contact Custom Building Products or visit custombuildingproducts.com.

10. Filing Systems

Additional product information is available from the manufacturer upon request.

Related Products:

Aqua Mix® Polished Granite Cleaner & Resealer

CLEANERS

AQUA MIX® AQUASHIELD™ CLEANER & RESEALER

1. Product Name

Aqua Mix® AquaShield™ Cleaner & Resealer

2. Manufacturer

Custom Building Products
13001 Seal Beach Blvd.
Seal Beach, CA 90740-2757
Customer Support: 800-272-8786
Technical Services: 800-282-8786
Fax: 800- 200-7765
Email: contactus@cbpmail.net
custombuildingproducts.com

3. Product Description

A ready-to-use cleaner and resealer.

KEY FEATURES

- Non-acidic, non-abrasive formula won't damage stone, grout or tile
- Cuts through grease, dirt, food and soap scum on tile, grout, chrome, glass and laminates
- Contains sealer to reseal as it cleans
- For use over any penetrating sealer

AREAS OF USE

- Sealed stone
- Grout
- Ceramic
- Porcelain
- Quarry tile

LIMITATIONS

- Do not allow product to come in contact with a non-recommended surface
- This product should not be used to clean utensils, glassware, and dishes
- Not recommended for painted surfaces

4. Technical Data

- When used regularly, the cleaned surface will maintain the stain and water resistance of the previously sealed surface
- Effective to remove grease, dirt and other surface contaminants
- Complies with all Federal EPA and SCAQMD standards for VOC



5. Installation

METHODS

Application

Read entire label before using. Household gloves should be worn during application. Spray directly on soiled area and wipe using a sponge or soft white cloth. For tough soils, wait several minutes before wiping. Heavy build-up may require scrubbing with a white nylon pad. To remove heavy build-up, including acrylic and wax floor finishes, use Aqua Mix Heavy-Duty Tile & Grout Cleaner.

Handling and Storage

- Avoid breathing spray
- Harmful if absorbed through skin. Avoid contact with skin, eyes, or clothing
- Close container tightly after each use
- Store in original container only
- Store in and use in temperatures between 40° F and 90° F (4° C and 32° C)
- Store in areas inaccessible to small children
- Do not re-use empty container, wrap and discard in trash or recycle

CAUTION:
 MAY BE HARMFUL IF SWALLOWED. MAY CAUSE EYE, SKIN AND RESPIRATORY IRRITATION. Wear skin and eye protection. Do not breathe vapor or spray. Contains detergents and surfactants. If in eyes, flush with water for at least 15 minutes. If on skin, wash with soap and water. If respiratory tract is irritated, move to fresh air. If irritation persists, seek medical attention. If swallowed, DO NOT induce vomiting. Seek medical attention.

6. Availability & Cost

Contact the manufacturer or visit custombuildingproducts.com for information about product cost and availability.

	ITEM CODE	SIZE	PACKAGE
USA	010507-4	24 oz (710 ml)	Spray Bottle

7. Limited Product Warranty

Custom Building Products warrants to the original consumer purchaser that its product shall be free from defects in material and workmanship under normal and proper usage for a period of one year following the date of original purchase. Custom’s sole liability under this warranty shall be limited to the replacement of the product. Some states, countries or territories do not allow the exclusion or limitation of incidental or consequential damages, so the above limitation or exclusion may not apply to you. This warranty will not extend to any product which has been modified in any way or which has not been used in accordance with Custom’s printed instructions. Custom makes no other warranties either expressed or implied. This warranty gives you specific legal rights, and you may have other rights that vary from state to state or from one country/territory to another.

For details and complete warranty information, visit custombuildingproducts.com

8. Maintenance

Properly installed product requires no special maintenance.

9. Technical Services

For technical assistance contact Custom Building Products or visit custombuildingproducts.com.

10. Filing Systems

Additional product information is available from the manufacturer upon request.

Related Products:

Aqua Mix® Sealer’s Choice® Gold – Rapid Cure Formula

LIMPIADOR Y SELLADOR AQUASHIELD™

1. Nombre del producto

Limpiador y Sellador AquaShield™

2. Fabricante

Custom Building Products

13001 Seal Beach Blvd.

Seal Beach, CA 90740-2757

Atención al Cliente: 800-272-8786

Asistencia Técnica: 800-282-8786

Fax: 800-200-7765

Correo electrónico: contactus@cbpmail.net

custombuildingproducts.com



3. Descripción del producto

AquaShield™ Cleaner & Resealer de Aqua Mix es un limpiador y sellador listo para usar.

Las fórmulas Build Green de Aqua Mix con bajo contenido de VOC (Compuestos Orgánicos Volátiles) ayudan a proveer una mejor calidad de aire, tanto en interiores como en exteriores, en comparación con productos tradicionales similares. Este producto cumple con los requisitos de EPA y CARB en relación con el uso de VOC.

CARACTERÍSTICAS PRINCIPALES

- Su fórmula no ácida y no abrasiva no daña piedras, boquillas, azulejos ni baldosas
- Limpia grasa, suciedad, comida y residuo de jabón en azulejos, baldosas, boquillas, cromo, vidrio y laminados
- Contiene sellador para sellar mientras limpia
- Para usar sobre cualquier sellador penetrante

ÁREAS DE USO

- Piedra sellada
- Boquilla
- Cerámica
- Porcelana
- Baldosas de gran espesor

LIMITACIONES

- No permita que el producto entre en contacto con superficies no recomendadas
- Este producto no debe usarse para limpiar utensilios, cristalería ni platos
- No recomendado para superficies pintadas

4. Datos técnicos

- Al usarse regularmente, la superficie tratada mantendrá la resistencia a las manchas y al agua de la superficie previamente sellada
- Eficaz para quitar grasa, suciedad y otros contaminantes de la superficie

5. Instalación

MÉTODOS

Aplicación

Lea toda la etiqueta antes de usar el producto. Se deben utilizar guantes domésticos durante la aplicación. Rocíe directamente sobre el área sucia y limpie con una esponja o un paño blanco y suave. Para manchas rebeldes, espere varios minutos antes de secar. Las acumulaciones persistentes pueden requerir el fregado con una almohadilla blanca de nylon. Para quitar acumulaciones persistentes, incluyendo terminaciones de pisos de acrílico y cera, use el limpiador Heavy-Duty Tile & Grout Cleaner de Aqua Mix.

Manipulación y almacenamiento

- Evite aspirar el rocío
- Nocivo si es absorbido a través de la piel. Evite el contacto con los ojos, piel o vestimenta
- Cierre el envase firmemente después de cada uso
- Guarde el material en su envase original únicamente
- Almacene y use el producto a temperaturas que oscilen entre 40°F y 90°F (4°C y 32°C).
- Almacene en áreas que sean inaccesibles para niños pequeños
- No vuelva a usar el envase vacío, envuélvalo y deséchelo en el cesto de basura o de reciclaje

PRECAUCIÓN: PUEDE SER NOCIVO SI SE INGIERE. PUEDE CAUSAR IRRITACIÓN EN OJOS, PIEL Y VÍAS RESPIRATORIAS. Use protección para la piel y los ojos. No aspire vapor ni rocío. Contiene detergentes y surfactantes. Si entra en contacto con los ojos, enjuáguelos con agua durante al menos 15 minutos. Si entra en contacto con la piel, lave la zona afectada con agua y jabón. Si las vías respiratorias están irritadas, trasládese al aire fresco. Si la irritación continúa, solicite atención médica. En caso de ingerirse, NO induzca el vómito. Solicite atención médica.

6. Disponibilidad y costo

Comuníquese con el fabricante o visite custombuildingproducts.com para obtener información acerca del costo y la disponibilidad del producto.

	CÓDIGO DE PRODUCTO	TAMAÑO	ENVASE
EE.UU.	010507-4	24 oz (710 ml)	Botella rociadora

7. Garantía Limitada del Producto

Custom Building Products garantiza al comprador original que el producto estará libre de defectos, tanto en material como en mano de obra, bajo condiciones de uso normal y apropiado, por un período de un año a partir de la fecha de la compra original. De acuerdo con esta garantía, la responsabilidad de Custom se limitará únicamente al reemplazo del producto. Algunos estados, países o territorios no permiten la exclusión o limitación de daños incidentales o consecuentes, de modo que la limitación o exclusión mencionada podría no aplicarse en su caso particular. Esta garantía no cubrirá ningún producto que haya sido modificado de alguna manera o que no haya sido utilizado siguiendo las instrucciones impresas de Custom. Custom no extiende ninguna otra garantía, ni expresa ni implícita. Esta garantía le otorga derechos legales específicos y, a su vez, usted puede tener otros derechos que varían de un estado a otro o de un país/territorio a otro. Para consultar los detalles y la información completa de la garantía, visite custombuildingproducts.com.

8. Maintenance

Adecuadamente producto instalado no requiere ningún mantenimiento especial.

9. Servicios Técnicos

Para obtener asistencia técnica, comuníquese con Custom Building Products o visite custombuildingproducts.com

10. Sistema de Archivo

Se puede obtener información adicional sobre el producto solicitándola directamente al fabricante.

Productos relacionados:

Aqua Mix®
 Sealer's Choice® Gold Rapid Cure Formula

AQUA MIX® AQUAKLEEN™

1. Product Name

Aqua Mix® AquaKleen™

2. Manufacturer

Custom Building Products
13001 Seal Beach Blvd.
Seal Beach, CA 90740-2757
Customer Support: 800-272-8786
Technical Services: 800-282-8786
Fax: 800- 200-7765
Email: contactus@cbpmail.net
custombuildingproducts.com



3. Product Description

A ready-to-use, powerful, multi-purpose tile and grout spray cleaner that cleans and deodorizes kitchens and bathrooms. It removes grease, grime, and dirt, including kitchen traffic dirt. AquaKleen also leaves bathrooms bright and clean, and effectively cleans grout joints. AquaKleen is ideal for everyday use.

KEY FEATURES

- Powerful, multi-purpose spray cleaner
- Easily cleans all tile and stone surfaces
- Ideal for everyday use

AREAS OF USE

- Water-safe kitchen and bathroom surfaces, anywhere grease or dirt is a problem: ceramic surfaces, natural stone, tile, porcelain, grout, plastic, glass, fiberglass, cultured marble, metal surfaces laminate, and fixtures. Excellent for cleaning basins, tubs, and tiles.

LIMITATIONS

- Do not allow product to come in contact with any non-recommended surfaces
- This product should not be used to clean utensils, glassware, and dishes
- Not recommended for painted surfaces

4. Technical Data

- Complies with all Federal EPA and SCAQMD standards for VOC

TEST METHOD	TEST RESULTS
pH	Neutral

5. Installation

METHODS

Application

Read entire label before using. Household gloves should be worn during application. Spray or apply by mop, sponge, or cloth on hard, non-porous surfaces to thoroughly wet them, spraying 6-8 inches from surface. Rub with brush, sponge, or cloth. Wipe dry with a clean cloth or sponge or allow to air dry. Rinse all surfaces that come in contact with food, such as countertops, appliances, tables, and stovetops with potable water before reuse. Rinsing is not necessary on floor surfaces that are to be waxed or polished. For stubborn stains, allow to dwell on surface prior to clean-up.

Coverage

Approximately 500 sq. ft. (46 M²) per 24 oz (720 ml) bottle.

Handling and Storage

- Avoid breathing spray.
- Harmful if absorbed through skin. Avoid contact with skin, eyes, or clothing.
- Close container tightly after each use.
- Store in original container only.
- Store and use in temperatures between 40° F and 90° F (4° C and 32° C).
- Store in areas inaccessible to small children.
- Do not re-use empty container, wrap and discard in trash or recycle.

CAUTION

MAY BE HARMFUL IF SWALLOWED. MAY IRRITATE EYES AND SKIN. Wear skin and eye protection. Do not breathe vapor or spray. Contains N-Alkyl (C12-18) dimethylbenzylammonium chloride. If in eyes, flush with water for at least 15 minutes. If on skin, wash with soap and water. If respiratory tract is irritated, remove to fresh air. If irritation persists, seek medical attention. If swallowed, DO NOT induce vomiting. Seek medical attention.

6. Availability & Cost

Contact the manufacturer or visit custombuildingproducts.com for information about product cost and availability.

	ITEM CODE	SIZE	PACKAGE
USA	010506-4	24 oz. (720 ml)	Spray

7. Limited Product Warranty

Custom Building Products warrants to the original consumer purchaser that its product shall be free from defects in material and workmanship under normal and proper usage for a period of one year following the date of original purchase. Custom’s sole liability under this warranty shall be limited to the replacement of the product. Some states, countries or territories do not allow the exclusion or limitation of incidental or consequential damages, so the above limitation or exclusion may not apply to you. This warranty will not extend to any product which has been modified in any way or which has not been used in accordance with Custom’s printed instructions. Custom makes no other warranties either expressed or implied. This warranty gives you specific legal rights, and you may have other rights that vary from state to state or from one country/territory to another.

For details and complete warranty information, visit custombuildingproducts.com

8. Maintenance

Properly installed product requires no special maintenance.

9. Technical Services

For technical assistance contact Custom Building Products or visit custombuildingproducts.com.

10. Filing Systems

Additional product information is available from the manufacturer upon request.

Related Products:

Aqua Mix® Sealer's Choice Gold - Rapid Cure Formula

AQUAKLEEN™

1. Nombre del producto

AquaKleen™

2. Fabricante

Custom Building Products
 13001 Seal Beach Blvd.
 Seal Beach, CA 90740-2757
 Atención al Cliente: 800-272-8786
 Asistencia Técnica: 800-282-8786
 Fax: 800-200-7765
 Correo electrónico: contactus@cbpmail.net
 custombuildingproducts.com



3. Descripción del producto

AquaKleen™ de Aqua Mix es un poderoso limpiador multiuso en aerosol, listo para usar sobre azulejos, baldosas y boquillas, para limpiar y desodorizar baños y cocinas. Quita grasa, manchas y suciedad, incluso la suciedad del área de paso de la cocina. Además, AquaKleen deja los baños limpios y brillantes, y limpia eficazmente las juntas de boquilla. AquaKleen es ideal para uso diario.

CARACTERÍSTICAS PRINCIPALES

- Poderoso limpiador multiuso en aerosol
- Limpia fácilmente todas las superficies de piedras, azulejos y baldosas
- Ideal para uso diario

ÁREAS DE USO

- Superficies de cocinas y baños resistentes al agua, en las que la grasa o la suciedad sean un problema: superficies de cerámica, piedra natural, azulejos, baldosas, porcelana, boquillas, plástico, vidrio, fibra de vidrio, mármol cultivado, laminados de superficie metálica y accesorios. Excelente para limpiar lavabos, tinas y azulejos.

LIMITACIONES

- No permita que el producto entre en contacto con superficies no recomendadas
- Este producto no debe usarse para limpiar utensilios, cristalería ni platos
- No recomendado para superficies pintadas

4. Datos técnicos

MÉTODO DE PRUEBA	RESULTADOS DE LA PRUEBA
pH	Neutro

5. Instalación

MÉTODOS

Aplicación

Lea toda la etiqueta antes de usar el producto. Se deben utilizar guantes domésticos durante la aplicación. Rocíe o aplique con trapeador, esponja o paño sobre superficies duras no porosas hasta mojarlas por completo, rociando a una distancia de 6 a 8 pulgadas de la superficie. Friegue con cepillo, esponja o paño. Seque con una esponja o paño limpio o deje que se seque al aire. Enjuague con agua potable todas las superficies que entren en contacto con alimentos, tales como encimeras, aparatos, mesas y estufas antes de volver a usarlas. No es necesario enjuagar las superficies de pisos que vayan a encerarse o pulirse. Para quitar manchas rebeldes, permita que el producto se asiente sobre la superficie antes de limpiar.

Cobertura
Aproximadamente 500 pies² (46 m²) por cada botella de 24 oz (720 ml).

Manipulación y almacenamiento

- Evite aspirar el rocío.
- Nocivo si es absorbido a través de la piel. Evite el contacto con los ojos, piel o vestimenta.
- Cierre el envase firmemente después de cada uso.
- Guarde el producto en su envase original únicamente.
- Almacene y use el producto a temperaturas que oscilen entre 40°F y 90°F (4°C y 32°C).
- Guarde el producto en áreas que sean inaccesibles para niños pequeños.
- No vuelva a usar el envase vacío, envuélvalo y deséchelo en el cesto de basura o de reciclaje.

PRECAUCIÓN

PUEDA SER NOCIVO SI SE INGIERE. PUEDE IRRITAR OJOS Y PIEL. Use protección para la piel y los ojos. No aspire vapor ni rocío. Contiene cloruro de N-Alquil (C12-18) dimetil bencil amonio. Si entra en contacto con los ojos, enjuáguelos con agua durante al menos 15 minutos. Si entra en contacto con la piel, lave la zona afectada con agua y jabón. Si las vías respiratorias están irritadas, trasládese al aire fresco. Si la irritación continúa, solicite atención médica. En caso de ingerirse, NO induzca el vómito. Solicite atención médica.

6. Disponibilidad y costo

Comuníquese con el fabricante o visite custombuildingproducts.com para obtener información acerca del costo y la disponibilidad del producto.

	CÓDIGO DE PRODUCTO	TAMAÑO	ENVASE
EE.UU.	010506-4	24 oz (720 ml)	Rociador

7. Garantía Limitada del Producto

Custom Building Products garantiza al comprador original que el producto estará libre de defectos, tanto en material como en mano de obra, bajo condiciones de uso normal y apropiado, por un período de un año a partir de la fecha de la compra original. De acuerdo con esta garantía, la responsabilidad de Custom se limitará únicamente al reemplazo del producto. Algunos estados, países o territorios no permiten la exclusión o limitación de daños incidentales o consecuentes, de modo que la limitación o exclusión mencionada podría no aplicarse en su caso particular. Esta garantía no cubrirá ningún producto que haya sido modificado de alguna manera o que no haya sido utilizado siguiendo las instrucciones impresas de Custom. Custom no extiende ninguna otra garantía, ni expresa ni implícita. Esta garantía le otorga derechos legales específicos y, a su vez, usted puede tener otros derechos que varían de un estado a otro o de un país/territorio a otro.

Para consultar los detalles y la información completa de la garantía, visite custombuildingproducts.com.

8. Mantenimiento

El producto correctamente instalado no requiere mantenimiento especial.

9. Servicios Técnicos

Para obtener asistencia técnica, comuníquese con Custom Building Products o visite custombuildingproducts.com.

10. Sistema de Archivo

Se puede obtener información adicional sobre el producto solicitándola directamente al fabricante.

Productos relacionados:

Aqua Mix® Sealer's Choice Gold - Rapid Cure Formula

AQUA MIX® BRILLIANCE®

1. Product Name

Aqua Mix® Brilliance®

2. Manufacturer

Custom Building Products
13001 Seal Beach Blvd.
Seal Beach, CA 90740-2757
Customer Support: 800-272-8786
Technical Services: 800-282-8786
Fax: 800- 200-7765
Email: contactus@cbpmail.net
custombuildingproducts.com



3. Product Description

A polishing cream and cleaner that nourishes and adds luster to polished stone countertops and walls. Regular use helps protect factory polish.

KEY FEATURES

- Adds luster to polished natural stone
- Repeated use protects polished stone
- Safe for food preparation surfaces

AREAS OF USE

- Sealed polished natural stone (such as granite, limestone, marble, and travertine) countertops, tabletops, and other non-traffic polished surfaces
- Effective for interior and exterior applications

LIMITATIONS

- Do not allow product to come in contact with any non-recommended surface
- Not recommended on floor surfaces
- High alkaline, solvent-based, or disinfectant cleaners will remove product

4. Technical Data

- Complies with all Federal EPA and SCAQMD standards for VOC

TEST METHOD	TEST RESULTS
Cleaner	Remove household contaminants
Protection	Luster finish
pH	3-5

5. Installation

METHODS

Application

Read entire label before using. Apply a small quantity onto the stone surface. Using a soft cotton towel or cloth, rub into stone surface until no residue is visible. Re-apply as needed or desired.

Coverage

Approximately 200 sq. ft. (19 M²) per 8 oz (237 ml) bottle.

Handling and Storage

- Close container after each use.
- Store in original container only.
- Store and use in temperatures between 50°F and 80°F (10°C and 27°C).

CAUTION

MAY BE HARMFUL IF SWALLOWED. MAY IRRITATE EYES AND SKIN. Wear skin and eye protection. Do not breathe vapor or spray. Contains petroleum distillates and methylpolysiloxanes. If in eyes, flush with water for at least 15 minutes. If on skin, wash with soap and water. If respiratory tract is irritated, remove to fresh air. If irritation persists, seek medical attention. If swallowed, DO NOT induce vomiting. Seek medical attention.

6. Availability & Cost

Contact the manufacturer or visit custombuildingproducts.com for information about product cost and availability.

	ITEM CODE	SIZE	PACKAGE
USA	100291	8 oz. (237 ml)	Bottle

7. Limited Product Warranty

Custom Building Products warrants to the original consumer purchaser that its product shall be free from defects in material and workmanship under normal and proper usage for a period of one year following the date of original purchase. Custom's sole liability under this warranty shall be limited to the replacement of the product. Some states, countries or territories do not allow the exclusion or limitation of incidental or consequential damages, so the above limitation or exclusion may not apply to you. This warranty will not extend to any product which has been modified in any way or which has not been used in accordance with Custom's printed instructions. Custom makes no other warranties either expressed or implied. This warranty gives you specific legal rights, and you may have other rights that vary from state to state or from one country/territory to another.

For details and complete warranty information, visit custombuildingproducts.com

8. Maintenance

Properly installed product requires no special maintenance.

9. Technical Services

For technical assistance contact Custom Building Products or visit custombuildingproducts.com.

10. Filing Systems

Additional product information is available from the manufacturer upon request.

Related Products:

Aqua Mix® Sealer's Choice Gold - Rapid Cure Formula

BRILLIANCE

1. Nombre del producto

Brilliance

2. Fabricante

Custom Building Products
 13001 Seal Beach Blvd.
 Seal Beach, CA 90740-2757
 Atención al Cliente: 800-272-8786
 Asistencia Técnica: 800-282-8786
 Fax: 800-200-7765
 Correo electrónico: contactus@cbpmail.net
 custombuildingproducts.com



3. Descripción del producto

Brilliance® de Aqua Mix es una crema pulidora y limpiadora que nutre y da brillo a las paredes y encimeras de piedra pulida. Su uso periódico ayuda a proteger el pulido original.

CARACTERÍSTICAS PRINCIPALES

- Da más brillo a la piedra natural pulida
- Su uso reiterado protege la piedra pulida
- Seguro para usar sobre superficies en las que se prepara comida

ÁREAS DE USO

- Piedras naturales pulidas y selladas (tales como granito, caliza, mármol y travertino) sobre encimeras y mesas y otras superficies pulidas que no sean áreas de circulación
- Eficaz para aplicaciones en interiores y exteriores

LIMITACIONES

- No permita que el producto entre en contacto con superficies no recomendadas
- No se recomienda aplicar sobre superficies de pisos
- Los limpiadores con alto contenido alcalino, desinfectantes o a base de solvente removerán el producto

4. Datos técnicos

MÉTODO DE PRUEBA	RESULTADOS DE LA PRUEBA
Limpiador	Quita contaminantes domésticos
Protección	Terminación con brillo
pH	3-5

5. Instalación

MÉTODOS

Aplicación

Lea toda la etiqueta antes de usar el producto. Aplique una pequeña cantidad sobre la superficie de la piedra. Con un paño o toalla de algodón suave, frote la superficie de la piedra hasta quitar todos los residuos. Vuelva a aplicar si es necesario o si lo desea.

Cobertura

Aproximadamente 200 pies² (19 m²) por cada botella de 8 oz (237 ml).

Manipulación y almacenamiento

- Cierre el envase después de cada uso.
- Guarde el producto en su envase original únicamente.
- Almacene y use el producto a temperaturas que oscilen entre 50°F y 80°F (10°C y 27°C).

PRECAUCIÓN

PUEDA SER NOCIVO SI SE INGIERE. PUEDE IRRITAR OJOS Y PIEL. Use protección para la piel y los ojos. No aspire vapor ni rocío. Contiene destilados de petróleo y metilpolisiloxanos. Si entra en contacto con los ojos, enjuáguelos con agua durante al menos 15 minutos. Si entra en contacto con la piel, lave la zona afectada con agua y jabón. Si las vías respiratorias están irritadas, trasládesse al aire fresco. Si la irritación continúa, solicite atención médica. En caso de ingerirse, NO induzca el vómito. Solicite atención médica.

6. Disponibilidad y costo

Comuníquese con el fabricante o visite custombuildingproducts.com para obtener información acerca del costo y la disponibilidad del producto.

	CÓDIGO DE PRODUCTO	TAMAÑO	ENVASE
EE.UU.	100291	8 oz (237 ml)	Botella

7. Garantía Limitada del Producto

Custom Building Products garantiza al comprador original que el producto estará libre de defectos, tanto en material como en mano de obra, bajo condiciones de uso normal y apropiado, por un período de un año a partir de la fecha de la compra original. De acuerdo con esta garantía, la responsabilidad de Custom se limitará únicamente al reemplazo del producto. Algunos estados, países o territorios no permiten la exclusión o limitación de daños incidentales o consecuentes, de modo que la limitación o exclusión mencionada podría no aplicarse en su caso particular. Esta garantía no cubrirá ningún producto que haya sido modificado de alguna manera o que no haya sido utilizado siguiendo las instrucciones impresas de Custom. Custom no extiende ninguna otra garantía, ni expresa ni implícita. Esta garantía le otorga derechos legales específicos y, a su vez, usted puede tener otros derechos que varían de un estado a otro o de un país/territorio a otro.

Para consultar los detalles y la información completa de la garantía, visite custombuildingproducts.com.

8. Mantenimiento

El producto correctamente instalado no requiere mantenimiento especial.

9. Servicios Técnicos

Para obtener asistencia técnica, comuníquese con Custom Building Products o visite custombuildingproducts.com.

10. Sistema de Archivo

Se puede obtener información adicional sobre el producto solicitándola directamente al fabricante.

Productos relacionados:

- Aqua Mix®
- Sealer's Choice Gold - Rapid Cure Formula

AQUA MIX® CONCENTRATED STONE & TILE CLEANER

1. Product Name

Aqua Mix® Concentrated Stone & Tile Cleaner

2. Manufacturer

Custom Building Products
13001 Seal Beach Blvd.
Seal Beach, CA 90740-2757
Customer Support: 800-272-8786
Technical Services: 800-282-8786
Fax: 800- 200-7765
Email: contactus@cbpmail.net
custombuildingproducts.com

3. Product Description

A super-concentrated cleaner formulated for everyday use. This neutral cleaner, when used regularly, prevents soap scum build up and hard water deposits. Leaves a room smelling clean and fresh.

KEY FEATURES

- Ideal for everyday use
- Concentrated-makes up to 32 gallons (121 L)
- Safe, neutral pH formula

AREAS OF USE

- Natural stone (such as granite, limestone, marble, slate, and travertine), ceramic, porcelain, grout, quarry, Saltillo, terra cotta, cement pavers, masonry surfaces, and other water-safe surfaces

LIMITATIONS

- Do not allow sealer to come in contact with any non-recommended surface

4. Technical Data

- Removes most common dirt and grease
- Removes most acrylic floor finishes
- pH 10-12
- Complies with all Federal EPA and SCAQMD standards for VOC



5. Installation

METHODS

Application

Read entire label before using. Sweep, vacuum, or dust surface. Mix 1 to 4 ounces (30 to 118 ml) of Concentrated Stone & Tile Cleaner per gallon (3.78 L), of water. For polished natural stone surfaces, 1 ounce (30 ml) of Concentrated Stone & Tile Cleaner per gallon (3.78 L), of water is usually sufficient. Apply solution to surface with mop or sponge. Allow to dwell 1 to 2 minutes. Agitate with a natural-bristle brush or white nylon scrub pad. Do not allow solution to dry on surface. Mop up dirty solution. Change cleaning solution at least every 250 sq. ft. (25 M²), or as needed.

Coverage

Approximately 10,000 to 20,000 sq. ft. (930 M² to 1,860 M²) per gallon (3.78 L) depending on dilution.

Handling and Storage

- Close container tightly after each use
- Store in original container only
- Store in and use in temperatures between 40° F and 90° F (4° C and 32° C)

DANGER

MAY BE HARMFUL IF SWALLOWED. MAY IRRITATE EYES AND SKIN. Wear skin and eye protection. Contains sodium (C14-16) olefin sulfonate and other surfactants. If in eyes, flush with water for at least 15 minutes. If on skin, wash with soap and water. If irritation persists, seek medical attention. If swallowed, DO NOT induce vomiting. Seek medical attention.

6. Availability & Cost

Contact the manufacturer or visit custombuildingproducts.com for information about product cost and availability.

	ITEM CODE	SIZE	PACKAGE
USA	010332-4	1 qt (946 ml)	Bottle
USA	010333	1 gallon (3.78 L)	Bottle
Canada	C010332-4	1 qt (946 ml)	Bottle
Canada	C010333	1 gallon (3.78 L)	Bottle

7. Limited Product Warranty

Custom Building Products warrants to the original consumer purchaser that its product shall be free from defects in material and workmanship under normal and proper usage for a period of one year following the date of original purchase. Custom’s sole liability under this warranty shall be limited to the replacement of the product. Some states, countries or territories do not allow the exclusion or limitation of incidental or consequential damages, so the above limitation or exclusion may not apply to you. This warranty will not extend to any product which has been modified in any way or which has not been used in accordance with Custom’s printed instructions. Custom makes no other warranties either expressed or implied. This warranty gives you specific legal rights, and you may have other rights that vary from state to state or from one country/territory to another.

For details and complete warranty information, visit custombuildingproducts.com

8. Maintenance

Properly installed product requires no special maintenance.

9. Technical Services

For technical assistance contact Custom Building Products or visit custombuildingproducts.com.

10. Filing Systems

Additional product information is available from the manufacturer upon request.

LIMPIADOR CONCENTRADO PARA AZULEJOS, BALDOSAS Y PIEDRAS

1. Nombre del producto

Limpiador Concentrado para Azulejos,
Baldosas y Piedras

2. Fabricante

Custom Building Products
13001 Seal Beach Blvd.
Seal Beach, CA 90740-2757

Atención al Cliente: 800-272-8786

Asistencia Técnica: 800-282-8786

Fax: 800-200-7765

Correo electrónico: contactus@cbpmail.net
custombuildingproducts.com

3. Descripción del producto

Concentrated Stone & Tile Cleaner de Aqua Mix es un limpiador súper concentrado formulado para uso diario. Al usarse periódicamente, este limpiador neutro impide que se acumulen residuos de jabón y depósitos de aguas duras. Deja un aroma limpio y fresco.

CARACTERÍSTICAS PRINCIPALES

- Ideal para uso diario
- Concentrado-rinde hasta 32 galones (121 L)
- Fórmula segura con PH neutro

ÁREAS DE USO

- Piedra natural (tal como granito, caliza, mármol, pizarra y travertino), cerámica, porcelana, boquilla, baldosas de gran espesor, saltillo, terracota, adoquines de cemento, superficies de albañilería, y otras superficies resistentes al agua

LIMITACIONES

- No permita que el sellador entre en contacto con superficies no recomendadas

4. Datos técnicos

- Quita las suciedades y grasas más comunes
- pH 8-9.5



5. Instalación

MÉTODOS

Aplicación

Lea toda la etiqueta antes de usar el producto. Barra, aspire o trapee la superficie. Mezcle 1 a 4 onzas (30 a 118 ml) de Concentrated Stone & Tile Cleaner con un galón (3.8 L) de agua. Para limpiar superficies de piedra natural pulida, normalmente es suficiente mezclar 1 onza (30 ml) de Concentrated Stone & Tile Cleaner con un galón (3.8 L) de agua. Aplique la solución a la superficie con un trapeador o esponja. Deje que el producto se asiente durante 1 a 2 minutos. Friegue con un cepillo de cerdas naturales o una almohadilla blanca de nylon para fregar. No permita que la solución se seque sobre la superficie. Quite la solución sucia con un trapeador. Cambie la solución limpiadora por lo menos cada 250 pies² (25 M²), o según sea necesario.

Cobertura

Aproximadamente 10,000 a 20,000 pies cuadrados (930 m² a 1,860 m²) por capa por galón (3.8 L), dependiendo del tipo, porosidad y textura de la superficie, temperatura, humedad y método de aplicación.

Manipulación y almacenamiento

- Cierre el envase firmemente después de cada uso
- Guarde el material en su envase original únicamente
- Almacene y use el producto a temperaturas que oscilen entre 40°F y 90°F (4°C y 32°C)

PELIGRO

PUEDE SER NOCIVO SI SE INGIERE. PUEDE IRRITAR OJOS Y PIEL. Use protección para la piel y los ojos. Contiene sulfonato de olefina (C14-16) sódico y otros surfactantes. Si entra en contacto con los ojos, enjuáguelos con agua durante al menos 15 minutos. Si entra en contacto con la piel, lave la zona afectada con agua y jabón. Si la irritación continúa, solicite atención médica. En caso de ingerirse, NO induzca el vómito. Solicite atención médica.

6. Disponibilidad y costo

Comuníquese con el fabricante o visite custombuildingproducts.com para obtener información acerca del costo y la disponibilidad del producto.

	CÓDIGO DE PRODUCTO	TAMAÑO	ENVASE
EE.UU.	010332-4	1 cuarto de galón (946 ml)	Botella
EE.UU.	010333	1 galón (3.8 L)	Botella
Canadá	C010332-4	1 cuarto de galón (946 ml)	Botella
Canadá	C010333	1 galón (3.8 L)	Botella

7. Garantía Limitada del Producto

Custom Building Products garantiza al comprador original que el producto estará libre de defectos, tanto en material como en mano de obra, bajo condiciones de uso normal y apropiado, por un período de un año a partir de la fecha de la compra original. De acuerdo con esta garantía, la responsabilidad de Custom se limitará únicamente al reemplazo del producto. Algunos estados, países o territorios no permiten la exclusión o limitación de daños incidentales o consecuentes, de modo que la limitación o exclusión mencionada podría no aplicarse en su caso particular. Esta garantía no cubrirá ningún producto que haya sido modificado de alguna manera o que no haya sido utilizado siguiendo las instrucciones impresas de Custom. Custom no extiende ninguna otra garantía, ni expresa ni implícita. Esta garantía le otorga derechos legales específicos y, a su vez, usted puede tener otros derechos que varían de un estado a otro o de un país/territorio a otro.

Para consultar los detalles y la información completa de la garantía, visite custombuildingproducts.com.

8. Maintenance

Adecuadamente producto instalado no requiere ningún mantenimiento especial.

9. Servicios Técnicos

Para obtener asistencia técnica, comuníquese con Custom Building Products o visite custombuildingproducts.com

10. Sistema de Archivo

Se puede obtener información adicional sobre el producto solicitándola directamente al fabricante.

AQUA MIX® GROUT DEEP CLEAN

1. Product Name

Aqua Mix® Grout Deep Clean

2. Manufacturer

Custom Building Products
13001 Seal Beach Blvd.
Seal Beach, CA 90740-2757
Customer Support: 800-272-8786
Technical Services: 800-282-8786
Fax: 800- 200-7765
Email: contactus@cbpmail.net
custombuildingproducts.com

3. Product Description

A powerful cleaner designed to remove grease, food stains, soap scum, hard water deposits, dirt and soil from grout joints. Restores color and appearance of dirty and stained grout. Also prepares existing grout joints for sealing with Aqua Mix Grout Sealer.

KEY FEATURES

- Advanced stain-pulling power
- For use in heavily soiled and neglected areas
- Safely cleans dirt, grease and food stains

AREAS OF USE

- Cementitious sanded and unsanded grout joints and the surrounding stone and tile

LIMITATIONS

- Do not allow product to come in contact with any non-recommended surface
- May adversely affect grout joints that have been coated with a colorant or grout stain

4. Technical Data

- Complies with all Federal EPA and SCAQMD standards for VOC

TEST METHOD	TEST RESULTS
pH	11-12



5. Installation

METHODS

Application

Read entire label before using. Sweep, vacuum, or wipe surface. Apply Grout Deep Clean onto grout joint. Allow to dwell for 5 to 10 minutes. Agitate with nylon scrub brush or white scrub pad. Rinse thoroughly with clean water. Allow 2 hours drying time before sealing with Aqua Mix Grout Sealer.

Coverage

Approximately 25 to 75 sq. ft. (2.5 M² to 7.5 M²) per 24 ounce bottle (710 ml).

Handling and Storage

- Close container after each use.
- Store in original container only.
- Store and use between temperatures of 40°F and 90°F (4°C and 32°C).

CAUTION

MAY BE HARMFUL IF SWALLOWED. MAY IRRITATE EYES AND SKIN. Wear skin and eye protection. Do not breathe vapor or spray. Contains silicic acid. If in eyes, flush with water for at least 15 minutes. If on skin, wash with soap and water. If respiratory tract is irritated, remove to fresh air. If irritation persists, seek medical attention. If swallowed, DO NOT induce vomiting. Seek medical attention.

6. Availability & Cost

Contact the manufacturer or visit custombuildingproducts.com for information about product cost and availability.

	ITEM CODE	SIZE	PACKAGE
USA	010530-4	24 oz. (710 ml)	Spray
Canada	C010530-4	24 oz. (710 ml)	Spray

7. Limited Product Warranty

Custom Building Products warrants to the original consumer purchaser that its product shall be free from defects in material and workmanship under normal and proper usage for a period of one year following the date of original purchase. Custom’s sole liability under this warranty shall be limited to the replacement of the product. Some states, countries or territories do not allow the exclusion or limitation of incidental or consequential damages, so the above limitation or exclusion may not apply to you. This warranty will not extend to any product which has been modified in any way or which has not been used in accordance with Custom’s printed instructions. Custom makes no other warranties either expressed or implied. This warranty gives you specific legal rights, and you may have other rights that vary from state to state or from one country/territory to another.

For details and complete warranty information, visit custombuildingproducts.com

8. Maintenance

Properly installed product requires no special maintenance.

9. Technical Services

For technical assistance contact Custom Building Products or visit custombuildingproducts.com.

10. Filing Systems

Additional product information is available from the manufacturer upon request.

Related Products:

Aqua Mix® Grout Sealer

LIMPIEZA PROFUNDA DE BOQUILLAS

1. Nombre del producto

Limpieza Profunda de Boquillas

2. Fabricante

Custom Building Products
 13001 Seal Beach Blvd.
 Seal Beach, CA 90740-2757
 Atención al Cliente: 800-272-8786
 Asistencia Técnica: 800-282-8786
 Fax: 800-200-7765
 Correo electrónico: contactus@cbpmail.net
custombuildingproducts.com



3. Descripción del producto

Grout Deep Clean de Aqua Mix es un poderoso limpiador diseñado para quitar grasa, manchas de comida, residuos de jabón, depósitos de aguas duras, suciedad y tierra de las juntas de boquilla. Restaura el color y el aspecto de boquillas sucias y manchadas. Además, prepara las juntas de boquilla existentes para sellarlas con el sellador Grout Sealer de Aqua Mix.

CARACTERÍSTICAS PRINCIPALES

- Poder quitamanchas de avanzada
- Para usar en áreas excesivamente sucias y descuidadas
- Seguro para limpiar suciedad, grasa y manchas de comida

ÁREAS DE USO

- Juntas de boquilla de cemento, con o sin arena, y piedras, azulejos y baldosas circundantes

LIMITACIONES

- No permita que el producto entre en contacto con superficies no recomendadas
- Puede afectar adversamente las juntas de boquilla que han sido recubiertas con colorantes o tintes de boquilla

4. Datos técnicos

MÉTODO DE PRUEBA	RESULTADOS DE LA PRUEBA
pH	11-12

5. Instalación

MÉTODOS

Aplicación

Lea toda la etiqueta antes de usar el producto. Barra, aspire o pase un paño sobre la superficie. Aplique Grout Deep Clean a la junta de boquilla. Deje que el producto se asiente durante 5 a 10 minutos. Friegue con un cepillo de nylon para fregar o con una almohadilla blanca para fregar. Enjuague a fondo con agua limpia. Permita que el producto se seque durante 2 horas antes de sellar con el sellador Grout Sealer de Aqua Mix.

Cobertura
Aproximadamente 25 a 75 pies² (2.5 a 7.5 m²) por cada botella de 24 onzas (710 ml).

Manipulación y almacenamiento

- Cierre el envase después de cada uso.
- Guarde el producto en su envase original únicamente.
- Almacene y use el producto a temperaturas que oscilen entre 40°F y 90°F (4°C y 32°C).

PRECAUCIÓN

PUEDA SER NOCIVO SI SE INGIERE. PUEDE IRRITAR OJOS Y PIEL. Use protección para la piel y los ojos. No aspire vapor ni rocío. Contiene ácido silícico. Si entra en contacto con los ojos, enjuáguelos con agua durante al menos 15 minutos. Si entra en contacto con la piel, lave la zona afectada con agua y jabón. Si las vías respiratorias están irritadas, trasládese al aire fresco. Si la irritación continúa, solicite atención médica. En caso de ingerirse, NO induzca el vómito. Solicite atención médica.

6. Disponibilidad y costo

Comuníquese con el fabricante o visite custombuildingproducts.com para obtener información acerca del costo y la disponibilidad del producto.

	CÓDIGO DE PRODUCTO	TAMAÑO	ENVASE
EE.UU.	010530-4	24 oz (710 ml)	Rociador
Canadá	C010530-4	24 oz (710 ml)	Rociador

7. Garantía Limitada del Producto

Custom Building Products garantiza al comprador original que el producto estará libre de defectos, tanto en material como en mano de obra, bajo condiciones de uso normal y apropiado, por un período de un año a partir de la fecha de la compra original. De acuerdo con esta garantía, la responsabilidad de Custom se limitará únicamente al reemplazo del producto. Algunos estados, países o territorios no permiten la exclusión o limitación de daños incidentales o consecuentes, de modo que la limitación o exclusión mencionada podría no aplicarse en su caso particular. Esta garantía no cubrirá ningún producto que haya sido modificado de alguna manera o que no haya sido utilizado siguiendo las instrucciones impresas de Custom. Custom no extiende ninguna otra garantía, ni expresa ni implícita. Esta garantía le otorga derechos legales específicos y, a su vez, usted puede tener otros derechos que varían de un estado a otro o de un país/territorio a otro.

Para consultar los detalles y la información completa de la garantía, visite custombuildingproducts.com.

8. Mantenimiento

El producto correctamente instalado no requiere mantenimiento especial.

9. Servicios Técnicos

Para obtener asistencia técnica, comuníquese con Custom Building Products o visite custombuildingproducts.com.

10. Sistema de Archivo

Se puede obtener información adicional sobre el producto solicitándola directamente al fabricante.

Productos relacionados:

Aqua Mix® Grout Sealer

AQUA MIX® HEAVY-DUTY TILE & GROUT CLEANER

1. Product Name

Aqua Mix® Heavy-Duty Tile & Grout Cleaner

2. Manufacturer

Custom Building Products
13001 Seal Beach Blvd.
Seal Beach, CA 90740-2757
Customer Support: 800-272-8786
Technical Services: 800-282-8786
Fax: 800- 200-7765
Email: contactus@cbpmail.net
custombuildingproducts.com

3. Product Description

A concentrated, high-alkaline cleaner and degreaser. Effectively removes grease, soap scum and other organic materials from areas that have been neglected or subjected to heavy use. Specially formulated to strip off synthetic and acrylic waxes and floor finishes.

KEY FEATURES

- For heavily soiled and neglected areas
- Cleans ground-in dirt, grease, soap scum, and other organic materials
- Strips wax and floor finishes

AREAS OF USE

- Natural stone (such as granite, limestone, slate, and travertine), ceramic, porcelain, quarry, saltillo, terra cotta, cement pavers, masonry surfaces, linoleum, or resilient flooring

LIMITATIONS

- Do not allow sealer to come in contact with any non-recommended surface
- May adversely affect grout joints that have been coated with colorant or grout stain
- Regular use of high alkaline cleaners will reduce sealer life

4. Technical Data

- Removes common dirt and grease
- Removes acrylic waxes, coating and paint
- Complies with all Federal EPA and SCAQMD standards for VOC



5. Installation

METHODS

Application

Read entire label before using. Put on Rubber Gloves and Eye Protection. Sweep, vacuum, or wipe surface.

Mix Heavy-Duty Tile & Grout Cleaner as follows:

LIGHT SOIL BUILD-UP:

Mix 1 part cleaner to 5 parts water.

MODERATE SOIL BUILD-UP:

Mix 1 part cleaner to 3 parts water.

STRIPPING OR HEAVY SOIL BUILD-UP:

Mix 1 part cleaner to 2 parts water.

Apply solution to surface with mop or sponge. Allow to dwell 3 to 5 minutes for cleaning, or 5 to 10 minutes when stripping waxes or finishes. Agitate with synthetic mop, scrub brush, or scrub machine. Do not allow solution to dry on surface. Mop up dirty solution. Rinse thoroughly with clean water.

Coverage

Approximately 150 to 600 sq. ft. (15 M² to 55 M²) per gallon (3.78 L) depending on dilution.

Handling and Storage

- Close container tightly after each use
- Store in original container only
- Store in and use in temperatures between 40° F and 90° F (4° C and 32° C)

DANGER

CORROSIVE. CAUSES BURNS. HARMFUL IF SWALLOWED. Wear skin and eye protection. Do not breathe vapor or spray. Contains sodium hydroxide and ethylene glycol monobutyl ether. If in eyes, flush with water for at least 15 minutes. If on skin, wash with soap and water. If respiratory tract is irritated, remove to fresh air. If irritation persists, seek medical attention. If swallowed, DO NOT induce vomiting. Seek medical attention.

6. Availability & Cost

Contact the manufacturer or visit custombuildingproducts.com for information about product cost and availability.

	ITEM CODE	SIZE	PACKAGE
USA	010382-4	1 qt (946 ml)	Bottle
USA	010383	1 gallon (3.78 L)	Bottle
USA	010384*	5 gallon (19 L)	Pail
Canada	C010382-4	1 qt (946 ml)	Bottle
Canada	C010383	1 gallon (3.78 L)	Bottle
Canada	C010384*	5 gallon (19 L)	Pail

*Indicates a special order item.

7. Limited Product Warranty

Custom Building Products warrants to the original consumer purchaser that its product shall be free from defects in material and workmanship under normal and proper usage for a period of one year following the date of original purchase. Custom’s sole liability under this warranty shall be limited to the replacement of the product. Some states, countries or territories do not allow the exclusion or limitation of incidental or consequential damages, so the above limitation or exclusion may not apply to you. This warranty will not extend to any product which has been modified in any way or which has not been used in accordance with Custom’s printed instructions. Custom makes no other warranties either expressed or implied. This warranty gives you specific legal rights, and you may have other rights that vary from state to state or from one country/territory to another.

For details and complete warranty information, visit custombuildingproducts.com

8. Maintenance

Properly installed product requires no special maintenance.

9. Technical Services

For technical assistance contact Custom Building Products or visit custombuildingproducts.com.

10. Filing Systems

Additional product information is available from the manufacturer upon request.

Related Products:

Aqua Mix® Sealer’s Choice® Gold – Rapid Cure Formula

LIMPIADOR DE AZULEJOS, BALDOSAS Y BOQUILLAS PARA TRABAJOS PESADOS

1. Nombre del producto

Limpiador de Azulejos, Baldosas y Boquillas para Trabajos Pesados

2. Fabricante

Custom Building Products
13001 Seal Beach Blvd.
Seal Beach, CA 90740-2757

Atención al Cliente: 800-272-8786
Asistencia Técnica: 800-282-8786
Fax: 800-200-7765

Correo electrónico: contactus@cbpmail.net
custombuildingproducts.com



3. Descripción del producto

Heavy-Duty Tile & Grout Cleaner de Aqua Mix es un desengrasante y limpiador concentrado con alto contenido alcalino. Quita eficazmente grasa, residuos de jabón y otros materiales orgánicos de áreas que han sido descuidadas o expuestas a un uso excesivo. Especialmente formulado para quitar ceras sintéticas y acrílicas y terminaciones de pisos.

CARACTERÍSTICAS PRINCIPALES

- Para áreas excesivamente sucias y descuidadas
- Quita suciedad adherida, grasa, residuos de jabón y otros materiales orgánicos
- Remueve ceras y terminaciones de pisos

ÁREAS DE USO

- Piedras naturales (tales como granito, caliza, pizarra y travertino), cerámica, porcelana, baldosas de gran espesor, saltillo, terracota, adoquines de cemento, superficies de albañilería, linóleo o pisos flexibles

LIMITACIONES

- No permita que el sellador entre en contacto con superficies no recomendadas
- Puede afectar adversamente las juntas de boquilla que han sido recubiertas con colorantes o tintes de boquilla
- El uso regular de limpiadores con alto contenido alcalino acorta la vida útil del sellador

4. Datos técnicos

- Quita suciedades y grasas comunes
- Quita ceras acrílicas, revestimientos y pintura

5. Instalación

MÉTODOS

Aplicación

Lea toda la etiqueta antes de usar el producto. Use guantes de caucho y protección para los ojos. Barra, aspire o pase un paño sobre la superficie.

Mezcle Heavy-Duty Tile & Grout Cleaner de la siguiente manera:

POCA SUCIEDAD: Mezcle 1 parte de limpiador con 5 partes de agua.

SUCIEDAD MODERADA: Mezcle 1 parte de limpiador con 3 partes de agua.

SUCIEDAD EXCESIVA O REMOCIÓN DE CERAS Y TERMINACIONES: Mezcle 1 parte de limpiador con 2 partes de agua.

Aplice la solución a la superficie con un trapeador o esponja. Permita que el producto se asiente durante 3 a 5 minutos para limpiar, o durante 5 a 10 minutos para quitar ceras o terminaciones. Fregue con un trapeador sintético, un cepillo para fregar o una máquina fregadora. No permita que la solución se seque sobre la superficie. Quite la solución sucia con un trapeador. Enjuague a fondo con agua limpia.

Cobertura

Aproximadamente 150 a 600 pies cuadrados (15 m² a 55 m²) por capa por galón (3.8 L), dependiendo del tipo.

Manipulación y almacenamiento

- Cierre el envase firmemente después de cada uso
- Guarde el material en su envase original únicamente
- Almacene y use el producto a temperaturas que oscilen entre 40°F y 90°F (4°C y 32°C)

PELIGRO

CORROSIVO. CAUSA QUEMADURAS. NOCIVO SI SE INGIERE. Use protección para la piel y los ojos. No aspire vapor ni rocío. Contiene hidróxido de sodio y éter monobutílico de etilenglicol. Si entra en contacto con los ojos, enjuáguelos con agua durante al menos 15 minutos. Si entra en contacto con la piel, lave la zona afectada con agua y jabón. Si las vías respiratorias están irritadas, trasládese al aire fresco. Si la irritación continúa, solicite atención médica. En caso de ingerirse, NO induzca el vómito. Solicite atención médica.

6. Disponibilidad y costo

Comuníquese con el fabricante o visite custombuildingproducts.com para obtener información acerca del costo y la disponibilidad del producto.

	CÓDIGO DE PRODUCTO	TAMAÑO	ENVASE
EE.UU.	010382-4	1 cuarto de galón (946 ml)	Botella
EE.UU.	010383	1 galón (3.8 L)	Botella
EE.UU.	010384*	5 galones (19 L)	Cubeta
Canadá	C010382-4	1 cuarto de galón (946 ml)	Botella
Canadá	C010383	1 galón (3.8 L)	Botella
Canadá	C010384*	5 galones (19 L)	Cubeta

*Indica un artículo por orden especial..

7. Garantía Limitada del Producto

Custom Building Products garantiza al comprador original que el producto estará libre de defectos, tanto en material como en mano de obra, bajo condiciones de uso normal y apropiado, por un período de un año a partir de la fecha de la compra original. De acuerdo con esta garantía, la responsabilidad de Custom se limitará únicamente al reemplazo del producto. Algunos estados, países o territorios no permiten la exclusión o limitación de daños incidentales o consecuentes, de modo que la limitación o exclusión mencionada podría no aplicarse en su caso particular. Esta garantía no cubrirá ningún producto que haya sido modificado de alguna manera o que no haya sido utilizado siguiendo las instrucciones impresas de Custom. Custom no extiende ninguna otra garantía, ni expresa ni implícita. Esta garantía le otorga derechos legales específicos y, a su vez, usted puede tener otros derechos que varían de un estado a otro o de un país/territorio a otro.

Para consultar los detalles y la información completa de la garantía, visite custombuildingproducts.com.

8. Maintenance

Adecuadamente producto instalado no requiere ningún mantenimiento especial.

9. Servicios Técnicos

Para obtener asistencia técnica, comuníquese con Custom Building Products o visite custombuildingproducts.com

10. Sistema de Archivo

Se puede obtener información adicional sobre el producto solicitándola directamente al fabricante.

Productos relacionados:

- Aqua Mix®
- Sealer's Choice® Gold Rapid Cure Formula

AQUA MIX® STONE CLEAN & SHINE

1. Product Name

Aqua Mix® Stone Clean & Shine

2. Manufacturer

Custom Building Products
13001 Seal Beach Blvd.
Seal Beach, CA 90740-2757
Customer Support: 800-272-8786
Technical Services: 800-282-8786
Fax: 800- 200-7765
Email: contactus@cbpmail.net
custombuildingproducts.com



3. Product Description

A spray-and-buff cleaner that is designed to enhance the natural beauty of the stone as it cleans. Regular use helps protect factory polish.

KEY FEATURES

- Ideal for everyday use
- Beautifies as it cleans
- Helps protect factory finish

AREAS OF USE

- Sealed, polished natural stone (such as granite, limestone, marble, slate, and travertine), countertops, and non-traffic surfaces

LIMITATIONS

- Do not allow product to come in contact with any non-recommended surface
- Not recommended on floor surfaces
- This product is not designed to restore a "factory-like" shine
- Not intended for use on unpolished stone or ceramic tile

4. Technical Data

- Complies with all Federal EPA and SCAQMD standards for VOC

TEST METHOD	TEST RESULTS
Cleaner	Removes household contaminants
pH	7-9

5. Installation

METHODS

Application

Read entire label before using. SHAKE WELL before using. Spray Stone Clean & Shine onto a manageable area of approximately 5 to 10 sq. ft. (0.5 M² to 1 M²). Immediately buff dry by hand with soft cotton cloth or absorbent paper towel.

Handling and Storage

- Close container after each use.
- Store in original container only.
- Store and use between temperatures of 40 °F and 90 °F (4 °C and 32 °C).

CAUTION

MAY BE HARMFUL IF SWALLOWED. MAY IRRITATE EYES AND SKIN. Wear skin and eye protection. Do not breathe vapor or spray. Contains silicic acid. If in eyes, flush with water for at least 15 minutes. If on skin, wash with soap and water. If respiratory tract is irritated, remove to fresh air. If irritation persists, seek medical attention. If swallowed, DO NOT induce vomiting. Seek medical attention.

6. Availability & Cost

Contact the manufacturer or visit custombuildingproducts.com for information about product cost and availability.

	ITEM CODE	SIZE	PACKAGE
USA	030151-4	24 oz. (710 ml)	Spray
Canada	C030151-4	24 oz. (710 ml)	Spray

7. Limited Product Warranty

Custom Building Products warrants to the original consumer purchaser that its product shall be free from defects in material and workmanship under normal and proper usage for a period of one year following the date of original purchase. Custom's sole liability under this warranty shall be limited to the replacement of the product. Some states, countries or territories do not allow the exclusion or limitation of incidental or consequential damages, so the above limitation or exclusion may not apply to you. This warranty will not extend to any product which has been modified in any way or which has not been used in accordance with Custom's printed instructions. Custom makes no other warranties either expressed or implied. This warranty gives you specific legal rights, and you may have other rights that vary from state to state or from one country/territory to another.

For details and complete warranty information, visit custombuildingproducts.com

8. Maintenance

Properly installed product requires no special maintenance.

9. Technical Services

For technical assistance contact Custom Building Products or visit custombuildingproducts.com.

10. Filing Systems

Additional product information is available from the manufacturer upon request.

LIMPIEZA Y BRILLO DE PIEDRAS

1. Nombre del producto

Limpieza y Brillo de Piedras

2. Fabricante

Custom Building Products
13001 Seal Beach Blvd.
Seal Beach, CA 90740-2757
Atención al Cliente: 800-272-8786
Asistencia Técnica: 800-282-8786
Fax: 800-200-7765
Correo electrónico: contactus@cbpmail.net
custombuildingproducts.com

3. Descripción del producto

Stone Clean & Shine de Aqua Mix es un limpiador para rociar y lustrar diseñado para resaltar la belleza natural de la piedra al limpiarla. Su uso periódico ayuda a proteger el pulido original.

CARACTERÍSTICAS PRINCIPALES

- Ideal para uso diario
- Embellece la piedra con cada limpieza
- Ayuda a proteger la terminación original

ÁREAS DE USO

- Superficies selladas de piedra natural pulida (tal como granito, caliza, mármol, pizarra y travertino), encimeras y superficies que no sean áreas de circulación

LIMITACIONES

- No permita que el producto entre en contacto con superficies no recomendadas
- No se recomienda aplicar sobre superficies de pisos
- Este producto no está diseñado para restaurar el brillo original "de fábrica"
- No fue diseñado para usar sobre azulejos o baldosas de cerámica ni piedras sin pulir



4. Datos técnicos

MÉTODO DE PRUEBA	RESULTADOS DE LA PRUEBA
Limpiador	Quita contaminantes domésticos
pH	7-9

5. Instalación

MÉTODOS

Aplicación

Lea toda la etiqueta antes de usar el producto. AGITE BIEN antes de usar. Rocíe Stone Clean & Shine sobre un área de tamaño razonable, aproximadamente de 5 a 10 pies² (0.5 a 1 m²). Inmediatamente seque a mano con un paño de algodón suave o una toalla de papel absorbente.

Manipulación y almacenamiento

- Cierre el envase después de cada uso.
- Guarde el producto en su envase original únicamente.
- Almacene y use el producto a temperaturas que oscilen entre 40°F y 90°F (4°C y 32°C).

PRECAUCIÓN

PUEDE SER NOCIVO SI SE INGIERE. PUEDE IRRITAR OJOS Y PIEL. Use protección para la piel y los ojos. No aspire vapor ni rocío. Contiene ácido silícico. Si entra en contacto con los ojos, enjuáguelos con agua durante al menos 15 minutos. Si entra en contacto con la piel, lave la zona afectada con agua y jabón. Si las vías respiratorias están irritadas, trasládese al aire fresco. Si la irritación continúa, solicite atención médica. En caso de ingerirse, NO induzca el vómito. Solicite atención médica.

6. Disponibilidad y costo

Comuníquese con el fabricante o visite custombuildingproducts.com para obtener información acerca del costo y la disponibilidad del producto.

	CÓDIGO DE PRODUCTO	TAMAÑO	ENVASE
EE.UU.	030151-4	24 oz (710 ml)	Rociador
Canadá	C030151-4	24 oz (710 ml)	Rociador

7. Garantía Limitada del Producto

Custom Building Products garantiza al comprador original que el producto estará libre de defectos, tanto en material como en mano de obra, bajo condiciones de uso normal y apropiado, por un período de un año a partir de la fecha de la compra original. De acuerdo con esta garantía, la responsabilidad de Custom se limitará únicamente al reemplazo del producto. Algunos estados, países o territorios no permiten la exclusión o limitación de daños incidentales o consecuentes, de modo que la limitación o exclusión mencionada podría no aplicarse en su caso particular. Esta garantía no cubrirá ningún producto que haya sido modificado de alguna manera o que no haya sido utilizado siguiendo las instrucciones impresas de Custom. Custom no extiende ninguna otra garantía, ni expresa ni implícita. Esta garantía le otorga derechos legales específicos y, a su vez, usted puede tener otros derechos que varían de un estado a otro o de un país/territorio a otro.

Para consultar los detalles y la información completa de la garantía, visite custombuildingproducts.com.

8. Mantenimiento

El producto correctamente instalado no requiere mantenimiento especial.

9. Servicios Técnicos

Para obtener asistencia técnica, comuníquese con Custom Building Products o visite custombuildingproducts.com.

10. Sistema de Archivo

Se puede obtener información adicional sobre el producto solicitándola directamente al fabricante.

AQUA MIX®

STONE DEEP CLEAN

1. Product Name

Aqua Mix® Stone Deep Clean

2. Manufacturer

Custom Building Products
13001 Seal Beach Blvd.
Seal Beach, CA 90740-2757
Customer Support: 800-272-8786
Technical Services: 800-282-8786
Fax: 800- 200-7765
Email: contactus@cbpmail.net
custombuildingproducts.com

3. Product Description

A concentrated heavy-duty cleaner and degreaser formulated to clean stone surfaces that have been neglected or subjected to heavy use.

KEY FEATURES

- For heavily soiled and neglected surfaces
- Effectively removes dirt and grease
- Easy to use

AREAS OF USE

- All natural stone (such as granite, limestone, slate, and travertine), ceramic, porcelain, grout, quarry, Saltillo, terra cotta, cement pavers, masonry surfaces, linoleum, or resilient flooring

LIMITATIONS

- Do not allow sealer to come in contact with any non-recommended surface
- Regular use of high alkaline cleaners will reduce sealer life

4. Technical Data

- Removes common dirt and grease
- Removes acrylic waxes, coatings and paints
- Complies with all Federal EPA and SCAQMD standards for VOC



5. Installation

METHODS

Application

Read entire label before using. Sweep, vacuum, or dust surface. Mix Stone Deep Clean as follows:

LIGHT SOIL BUILD-UP:

Mix 1 part cleaner to 4 parts water.

MODERATE SOIL BUILD-UP:

Mix 1 part cleaner to 3 parts water.

STRIPPING:

Mix 1 part cleaner to 1 part water.

HEAVY SOIL BUILD-UP:

Use full strength.

Apply solution to surface with mop, sponge, or brush. Allow product to dwell 3 to 5 minutes for cleaning, or 5 to 10 minutes when stripping waxes or finishes. Agitate with synthetic mop, scrub brush, or scrub machine. Do not allow solution to dry on surface. Mop up dirty solution. Rinse thoroughly with clean water.

Coverage

Approximately 150 to 600 sq. ft. (15 M² to 55 M²) per gallon (3.78 L) depending on dilution.

Handling and Storage

- Close container tightly after each use
- Store in original container only
- Store and use between temperatures of 40° F and 90° F (4° C and 32° C)

DANGER

CORROSIVE. CAUSES BURNS. HARMFUL IF SWALLOWED. Wear skin and eye protection. Do not breathe vapor or spray. Contains sodium hydroxide. If in eyes, flush with water for at least 15 minutes. If on skin, wash with soap and water. If respiratory tract is irritated, remove to fresh air. If irritation persists, seek medical attention. If swallowed, DO NOT induce vomiting. Seek medical attention.

6. Availability & Cost

Contact the manufacturer or visit custombuildingproducts.com for information about product cost and availability.

	ITEM CODE	SIZE	PACKAGE
USA	030192-4	1 qt (946 ml)	Bottle
USA	030193	1 gallon (3.78 L)	Bottle
Canada	C030192-4	1 qt (946 ml)	Bottle
Canada	C030193	1 gallon (3.78 L)	Bottle

7. Limited Product Warranty

Custom Building Products warrants to the original consumer purchaser that its product shall be free from defects in material and workmanship under normal and proper usage for a period of one year following the date of original purchase. Custom’s sole liability under this warranty shall be limited to the replacement of the product. Some states, countries or territories do not allow the exclusion or limitation of incidental or consequential damages, so the above limitation or exclusion may not apply to you. This warranty will not extend to any product which has been modified in any way or which has not been used in accordance with Custom’s printed instructions. Custom makes no other warranties either expressed or implied. This warranty gives you specific legal rights, and you may have other rights that vary from state to state or from one country/territory to another.

For details and complete warranty information, visit custombuildingproducts.com

8. Maintenance

Properly installed product requires no special maintenance.

9. Technical Services

For technical assistance contact Custom Building Products or visit custombuildingproducts.com.

10. Filing Systems

Additional product information is available from the manufacturer upon request.

Related Products:

Aqua Mix® Sealer’s Choice® Gold – Rapid Cure Formula

LIMPIEZA PROFUNDA DE PIEDRAS

1. Nombre del producto

Limpieza Profunda de Piedras

2. Fabricante

Custom Building Products
13001 Seal Beach Blvd.
Seal Beach, CA 90740-2757
Atención al Cliente: 800-272-8786
Asistencia Técnica: 800-282-8786
Fax: 800-200-7765
Correo electrónico: contactus@cbpmail.net
custombuildingproducts.com

3. Descripción del producto

Stone Deep Clean de Aqua Mix es un desengrasante y limpiador concentrado para trabajos pesados formulado para limpiar superficies de piedra que hayan sido descuidadas o expuestas a un uso excesivo.

CARACTERÍSTICAS PRINCIPALES

- Para superficies excesivamente sucias y descuidadas
- Quita eficazmente suciedad y grasa
- Fácil de usar

ÁREAS DE USO

- Todas las piedras naturales (tales como granito, caliza, pizarra y travertino), cerámica, porcelana, boquillas, baldosas de gran espesor, saltillo, terracota, adoquines de cemento, superficies de albañilería, linóleo o pisos flexibles

LIMITACIONES

- No permita que el sellador entre en contacto con superficies no recomendadas
- El uso regular de limpiadores con alto contenido alcalino acorta la vida útil del sellador

4. Datos técnicos

- Quita suciedades y grasas comunes
- Quita ceras acrílicas, revestimientos y pintura



5. Instalación

MÉTODOS

Aplicación

Lea toda la etiqueta antes de usar el producto. Barra, aspire o trapee la superficie. Mezcle Stone Deep Clean de la siguiente manera:

POCA SUCIEDAD: Mezcle 1 parte de limpiador con 4 partes de agua.

SUCIEDAD MODERADA: Mezcle 1 parte de limpiador con 3 partes de agua.

REMOCIÓN DE CERAS Y TERMINACIONES: Mezcle 1 parte de limpiador con 1 parte de agua.

SUCIEDAD EXCESIVA: Use puro, sin diluir.

Aplique la solución a la superficie con un trapeador, esponja o pincel. Permita que el producto se asiente durante 3 a 5 minutos para limpiar, o durante 5 a 10 minutos para remover ceras o terminaciones. Friegue con un trapeador sintético, un cepillo para fregar o una máquina fregadora. No permita que la solución se seque sobre la superficie. Quite la solución sucia con un trapeador. Enjuague a fondo con agua limpia.

Cobertura
Aproximadamente 150 a 600 pies cuadrados (15 m² a 55 m²) por capa por galón (3.8 L), dependiendo del tipo.

Manipulación y almacenamiento

- Cierre el envase firmemente después de cada uso
- Guarde el material en su envase original únicamente
- Almacene y use el material a temperaturas que oscilen entre 40°F y 90°F (4°C y 32°C)

PELIGRO

CORROSIVO. CAUSA QUEMADURAS. NOCIVO SI SE INGIERE. Use protección para la piel y los ojos. No aspire vapor ni rocío. Contiene hidróxido de sodio. Si entra en contacto con los ojos, enjuáguelos con agua durante al menos 15 minutos. Si entra en contacto con la piel, lave la zona afectada con agua y jabón. Si las vías respiratorias están irritadas, trasládese al aire fresco. Si la irritación continúa, solicite atención médica. En caso de ingerirse, NO induzca el vómito. Solicite atención médica.

6. Disponibilidad y costo

Comuníquese con el fabricante o visite custombuildingproducts.com para obtener información acerca del costo y la disponibilidad del producto.

	CÓDIGO DE PRODUCTO	TAMAÑO	ENVASE
EE.UU.	030192-4	1 cuarto de galón (946 ml)	Botella
EE.UU.	030193	1 galón (3.8 L)	Botella
Canadá	C030192-4	1 cuarto de galón (946 ml)	Botella
Canadá	C030193	1 galón (3.8 L)	Botella

7. Garantía Limitada del Producto

Custom Building Products garantiza al comprador original que el producto estará libre de defectos, tanto en material como en mano de obra, bajo condiciones de uso normal y apropiado, por un período de un año a partir de la fecha de la compra original. De acuerdo con esta garantía, la responsabilidad de Custom se limitará únicamente al reemplazo del producto. Algunos estados, países o territorios no permiten la exclusión o limitación de daños incidentales o consecuentes, de modo que la limitación o exclusión mencionada podría no aplicarse en su caso particular. Esta garantía no cubrirá ningún producto que haya sido modificado de alguna manera o que no haya sido utilizado siguiendo las instrucciones impresas de Custom. Custom no extiende ninguna otra garantía, ni expresa ni implícita. Esta garantía le otorga derechos legales específicos y, a su vez, usted puede tener otros derechos que varían de un estado a otro o de un país/territorio a otro.

Para consultar los detalles y la información completa de la garantía, visite custombuildingproducts.com.

8. Maintenance

Adecuadamente producto instalado no requiere ningún mantenimiento especial.

9. Servicios Técnicos

Para obtener asistencia técnica, comuníquese con Custom Building Products o visite custombuildingproducts.com

10. Sistema de Archivo

Se puede obtener información adicional sobre el producto solicitándola directamente al fabricante.

Productos relacionados:

- Aqua Mix®
- Sealer's Choice® Gold Rapid Cure Formula

AQUA MIX® 1&2 DEEP CLEAN

1. Product Name

Aqua Mix® 1 & 2 Deep Clean

2. Manufacturer

Custom Building Products
13001 Seal Beach Blvd.
Seal Beach, CA 90740-2757
Customer Support: 800-272-8786
Technical Services: 800-282-8786
Fax: 800- 200-7765
Email: contactus@cbpmail.net
custombuildingproducts.com

3. Product Description

An effective, highly concentrated, high-alkaline, 2-part (1 part powder, 1 part liquid) industrial strength cleaner and degreaser. Removes ground in dirt, grease, and soap scum. Cost effective product for use in large commercial areas such as restaurants, malls, and hotels. Also effective for quick and easy removal of all types of waxes and synthetic floor finishes.

KEY FEATURES

- Highly concentrated – cost effective
- For heavily soiled and neglected areas
- Removes ground-in dirt, grease, wax and floor finishes

AREAS OF USE

- Natural stone (such as granite, limestone, marble, slate, and travertine), ceramic, porcelain, grout, concrete, quarry, masonry surfaces and other stone and tile

LIMITATIONS

- Do not allow product to come in contact with any non-recommended surface
- Not recommended for use on vinyl or linoleum surfaces
- Do not mix with other cleaners or strippers

4. Technical Data

- Complies with all Federal EPA and SCAQMD standards for VOC

TEST METHOD	TEST RESULTS
pH	12-13



5. Installation

METHODS

Application

Read entire label before using. Sweep, vacuum or wipe surface to remove loose debris. Mix 1 & 2 Deep Clean as follows in a plastic container or bucket:

CLEANING AND STRIPPING:

Mix 1/4 cup (30 g) powder to 2-1/2 gallons (9.5 L) water and mix well. Then add 1/4 cup (59 ml) liquid and mix thoroughly.

HEAVY-DUTY CLEANING AND STRIPPING:

Mix 1/2 cup (60 g) of powder to 2 1/2 gallons (9.5 L) water and mix well. Then add 1/2 cup (118 ml) of liquid and mix thoroughly. Note: Mixing solution with hot water is preferable, however, cold water may be used. Liberally apply cleaning solution with mop or sponge. Allow to dwell for 15 to 20 minutes. Agitate with a scrub brush or scrub machine. Do not allow solution to dry on surface – apply additional solution if necessary. Mop up dirty solution or remove with a wet/dry vacuum. Rinse with clean water.

Coverage

Approximately 8,000 to 32,000 sq. ft. (743 M² to 2,973 M²) per gallon (3.78 L) depending on dilution.

Handling and Storage

- Mix powder and liquid in plastic container only
- Do not use metal or aluminum containers
- Once mixed, cleaner will remain in solution for several months
- Store unused, mixed solution in well marked, tightly capped plastic container
- Store unmixed components in original container only
- Close container tightly after each use
- Use in temperatures between 40°F and 90°F (4°C and 32°C)

CAUTION

CORROSIVE. CAUSES BURNS. HARMFUL IF SWALLOWED. Wear skin and eye protection. Do not breathe vapor or spray. Contains silicic acid. If in eyes, flush with water for at least 15 minutes. If on skin, wash with soap and water. If respiratory tract is irritated, remove to fresh air. If irritation persists, seek medical attention. If swallowed, DO NOT induce vomiting. Seek medical attention.

6. Availability & Cost

Contact the manufacturer or visit custombuildingproducts.com for information about product cost and availability.

	ITEM CODE	SIZE	PACKAGE
USA	010120 (set)*	8 lbs. (3.6 kg)	Powder/ Liquid Drums

*Indicates a special order item.

7. Limited Product Warranty

Custom Building Products warrants to the original consumer purchaser that its product shall be free from defects in material and workmanship under normal and proper usage for a period of one year following the date of original purchase. Custom’s sole liability under this warranty shall be limited to the replacement of the product. Some states, countries or territories do not allow the exclusion or limitation of incidental or consequential damages, so the above limitation or exclusion may not apply to you. This warranty will not extend to any product which has been modified in any way or which has not been used in accordance with Custom’s printed instructions. Custom makes no other warranties either expressed or implied. This warranty gives you specific legal rights, and you may have other rights that vary from state to state or from one country/territory to another.

For details and complete warranty information, visit custombuildingproducts.com

8. Maintenance

Properly installed product requires no special maintenance.

9. Technical Services

For technical assistance contact Custom Building Products or visit custombuildingproducts.com.

10. Filing Systems

Additional product information is available from the manufacturer upon request.

Related Products:

Aqua Mix® Sealer's Choice Gold - Rapid Cure Formula

LIMPIEZA PROFUNDA 1 Y 2

1. Nombre del producto

Limpienza Profunda 1 y 2

2. Fabricante

Custom Building Products
 13001 Seal Beach Blvd.
 Seal Beach, CA 90740-2757
 Atención al Cliente: 800-272-8786
 Asistencia Técnica: 800-282-8786
 Fax: 800-200-7765
 Correo electrónico: contactus@cbpmail.net
 custombuildingproducts.com

3. Descripción del producto

1 & 2 Deep Clean de Aqua Mix es un eficaz limpiador y desengrasante industrial de 2 partes (1 parte polvo, 1 parte líquida) altamente concentrado y con alto contenido alcalino. Quita residuos de jabón, grasa y suciedad adherida. Un producto conveniente y económico para usar en áreas comerciales grandes tales como restaurantes, centros comerciales y hoteles. También es eficaz para quitar, de manera rápida y fácil, todo tipo de ceras y terminaciones sintéticas de pisos.

CARACTERÍSTICAS PRINCIPALES

- Altamente concentrado – conveniente y económico
- Para áreas excesivamente sucias y descuidadas
- Quita suciedad adherida, grasa, ceras y terminaciones de pisos

ÁREAS DE USO

- Piedra natural (tal como granito, caliza, mármol, pizarra y travertino), cerámica, porcelana, boquillas, concreto, baldosas de gran espesor, superficies de albañilería y otras piedras, azulejos y baldosas

LIMITACIONES

- No permita que el producto entre en contacto con superficies no recomendadas
- No se recomienda usar sobre superficies de vinilo o linóleo
- No mezcle el producto con otros limpiadores o disolventes



4. Datos técnicos

MÉTODO DE PRUEBA	RESULTADOS DE LA PRUEBA
pH	12-13

5. Instalación

MÉTODOS

Aplicación

Lea toda la etiqueta antes de usar el producto. Barra, aspire o pase un paño sobre la superficie para quitar cualquier residuo suelto. Mezcle 1 & 2 Deep Clean en una cubeta o recipiente de plástico de la siguiente manera: **LIMPIEZA Y REMOCIÓN DE CERAS Y TERMINACIONES:** Mezcle 1/4 taza (30 g) de polvo con 2.5 galones (9.5 L) de agua y mezcle bien. Luego agregue 1/4 taza (59 ml) del líquido y mezcle a fondo. **LIMPIEZA PROFUNDA Y REMOCIÓN DE CERAS Y TERMINACIONES DENSAS O MUY ADHERIDAS:** Mezcle 1/2 taza (60 g) de polvo con 2.5 galones (9.5 L) de agua y mezcle bien. Luego agregue 1/2 taza (118 ml) del líquido y mezcle a fondo. Nota: Es preferible mezclar la solución con agua caliente; pero también se puede usar agua fría. Aplique una abundante cantidad de la solución limpiadora con un trapeador o esponja. Deje que el producto se asiente durante 15 a 20 minutos. Friegue con un cepillo para fregar o una máquina fregadora. No permita que la solución se seque sobre la superficie – aplique más solución si es necesario. Quite la solución sucia con un trapeador o usando una aspiradora de residuos líquidos/secos. Enjuague con agua limpia.

Cobertura
Aproximadamente 8,000 a 32,000 pies² (743 a 2,973 m²) por galón (3.8 L) dependiendo de la dilución.

Manipulación y almacenamiento

- Mezcle el polvo y el líquido en un recipiente plástico únicamente
- No use recipientes de metal ni aluminio
- Una vez mezclado, el limpiador permanecerá en la solución por varios meses
- Guarde la solución mezclada y sin usar en un recipiente plástico cerrado en forma hermética y claramente rotulado
- Guarde los componentes sin mezclar en su envase original únicamente
- Cierre el envase firmemente después de cada uso
- Use a temperaturas que oscilen entre 40°F y 90°F (4°C y 32°C)

PRECAUCIÓN

CORROSIVO. CAUSA QUEMADURAS. NOCIVO SI SE INGIERE. Use protección para la piel y los ojos. No aspire vapor ni rocío. Contiene ácido silícico. Si entra en contacto con los ojos, enjuáguelos con agua durante al menos 15 minutos. Si entra en contacto con la piel, lave la zona afectada con agua y jabón. Si las vías respiratorias están irritadas, trasládese al aire fresco. Si la irritación continúa, solicite atención médica. En caso de ingerirse, NO induzca el vómito. Solicite atención médica.

6. Disponibilidad y costo

Comuníquese con el fabricante o visite custombuildingproducts.com para obtener información acerca del costo y la disponibilidad del producto.

	CÓDIGO DE PRODUCTO	TAMAÑO	ENVASE
EE.UU.	010120 (set)*	8 lb (3.6 kg)	Tambores polvo/líquido

*Indica un artículo por orden especial.

7. Garantía Limitada del Producto

Custom Building Products garantiza al comprador original que el producto estará libre de defectos, tanto en material como en mano de obra, bajo condiciones de uso normal y apropiado, por un período de un año a partir de la fecha de la compra original. De acuerdo con esta garantía, la responsabilidad de Custom se limitará únicamente al reemplazo del producto. Algunos estados, países o territorios no permiten la exclusión o limitación de daños incidentales o consecuentes, de modo que la limitación o exclusión mencionada podría no aplicarse en su caso particular. Esta garantía no cubrirá ningún producto que haya sido modificado de alguna manera o que no haya sido utilizado siguiendo las instrucciones impresas de Custom. Custom no extiende ninguna otra garantía, ni expresa ni implícita. Esta garantía le otorga derechos legales específicos y, a su vez, usted puede tener otros derechos que varían de un estado a otro o de un país/territorio a otro.

Para consultar los detalles y la información completa de la garantía, visite custombuildingproducts.com.

8. Mantenimiento

El producto correctamente instalado no requiere mantenimiento especial.

9. Servicios Técnicos

Para obtener asistencia técnica, comuníquese con Custom Building Products o visite custombuildingproducts.com.

10. Sistema de Archivo

Se puede obtener información adicional sobre el producto solicitándola directamente al fabricante.

Productos relacionados:

Aqua Mix® Sealer's Choice Gold - Rapid Cure Formula

PROBLEM SOLVERS

AQUA MIX® PHOSPHORIC ACID SUBSTITUTE

1. Product Name

Aqua Mix® Phosphoric Acid Substitute

2. Manufacturer

Custom Building Products
13001 Seal Beach Blvd.
Seal Beach, CA 90740-2757
Customer Support: 800-272-8786
Technical Services: 800-282-8786
Fax: 800- 200-7765
Email: contactus@cbpmail.net
custombuildingproducts.com



3. Product Description

An acidic treatment designed to remove grout haze, mineral deposits, rust stains, mortar smears, and efflorescence. Effective for the removal of most hard water stains, lime deposits, and soap scum. Also removes cement grout and mortar residue from tile, concrete, and masonry. Etches concrete. No phosphates.

KEY FEATURES

- Removes cured grout haze and mortar smears
- Cleans hard water stains, rust and soap scum
- Dissolves efflorescence
- No phosphates
- Easy-to-use acidic treatment

AREAS OF USE

- Acid resistant natural stone (such as granite and slate), ceramic, porcelain, quarry, Saltillo, terra cotta, and other acid resistant tile

LIMITATIONS

- Do not allow product to come in contact with any non-recommended surface
- Do not mix with other cleaners
- Acids of all kinds may etch, lighten, or change the color of cementitious material, metallic glazes and some natural stones such as marble and limestone

4. Technical Data

- Complies with all Federal EPA and SCAQMD standards for VOC

TEST METHOD	TEST RESULTS
pH	1-2

5. Installation

METHODS

Application

Read entire label before using. Concrete and grout installations should be cured a minimum of 10 days and be clean. Sweep, vacuum, or wipe surface. Pre-wet surface with water. Mix Phosphoric Acid Cleaner as follows:

LIGHT SOIL BUILD UP:

Mix 1 part cleaner to 5 parts water.

MODERATE SOIL BUILD UP:

Mix 1 part cleaner to 3 parts water.

HEAVY SOIL BUILD UP:

Mix 1 part cleaner to 2 parts water. Apply solution to wet surface and scrub with a nylon bristle brush — work in small areas. Flush with water immediately after brushing. Do not use repeatedly or surface damage may occur. For heavy concrete etching, allow solution to sit for up to 30 minutes prior to flushing with clean water. For lighter grout haze, Phosphoric Acid Substitute may be diluted up to 3:1.

Coverage

Approximately 400 to 1200 sq. ft. (35 M² to 110 M²) of tiled area per gallon (3.78 L) depending on dilution.

Handling and Storage

- Close container tightly after each use
- Store in original container only
- Store and use in temperatures between 40° F and 90° F (4° C and 32° C)

CAUTION

MAY BE HARMFUL IF SWALLOWED. MAY IRRITATE EYES AND SKIN. Wear skin and eye protection. Contains urea monohydrochloride. If in eyes, flush with water for at least 15 minutes. If on skin, wash with soap and water. If irritation persists, seek medical attention. If swallowed, DO NOT induce vomiting. Seek medical attention.

6. Availability & Cost

Contact the manufacturer or visit custombuildingproducts.com for information about product cost and availability.

	ITEM CODE	SIZE	PACKAGE
USA	050162-4	1 Qt. (946 ml)	Bottle
USA	050163	1 Gal. (3.78 L)	Bottle
USA	050164*	5 Gal. (19 L)	Pail
Canada	C050162-4	1 Qt. (946 ml)	Bottle
Canada	C050163	1 Gal. (3.78 L)	Bottle

*Indicates a special order item.

7. Limited Product Warranty

Custom Building Products warrants to the original consumer purchaser that its product shall be free from defects in material and workmanship under normal and proper usage for a period of one year following the date of original purchase. Custom’s sole liability under this warranty shall be limited to the replacement of the product. Some states, countries or territories do not allow the exclusion or limitation of incidental or consequential damages, so the above limitation or exclusion may not apply to you. This warranty will not extend to any product which has been modified in any way or which has not been used in accordance with Custom’s printed instructions. Custom makes no other warranties either expressed or implied. This warranty gives you specific legal rights, and you may have other rights that vary from state to state or from one country/territory to another.

For details and complete warranty information, visit custombuildingproducts.com

8. Maintenance

Properly installed product requires no special maintenance.

9. Technical Services

For technical assistance contact Custom Building Products or visit custombuildingproducts.com.

10. Filing Systems

Additional product information is available from the manufacturer upon request.

Related Products:

Aqua Mix® Grout Sealer

SUSTITUTO DE ÁCIDO FOSFÓRICO

1. Nombre del producto
 Substituto de Ácido Fosfórico

2. Fabricante
 Custom Building Products
 13001 Seal Beach Blvd.
 Seal Beach, CA 90740-2757
 Atención al Cliente: 800-272-8786
 Asistencia Técnica: 800-282-8786
 Fax: 800-200-7765
 Correo electrónico: contactus@cbpmail.net
 custombuildingproducts.com



3. Descripción del producto
 Phosphoric Acid Substitute de Aqua Mix es un tratamiento ácido diseñado para quitar opacidades de boquillas, depósitos minerales, manchas de óxido, manchas de mortero y eflorescencias. Es efectivo para quitar la mayoría de las manchas de aguas duras, depósitos de cal y residuos de jabón. Quita además residuos de mortero y de boquillas de cemento, de azulejos, baldosas, concreto y albañilería. Graba el concreto. No contiene fosfatos.

4. Datos técnicos

MÉTODO DE PRUEBA	RESULTADOS DE LA PRUEBA
pH	1-2

CARACTERÍSTICAS PRINCIPALES

- Quita manchas de mortero y opacidades de boquilla curada
- Limpia manchas de aguas duras, óxido y residuos de jabón
- Disuelve eflorescencias
- No contiene fosfatos
- No contiene compuestos orgánicos volátiles (VOC)
- Tratamiento ácido fácil de usar

ÁREAS DE USO

- Piedras naturales resistentes a los ácidos (tales como granito y pizarra), cerámica, porcelana, baldosas de gran espesor, saltillo, terracota y otros azulejos y baldosas resistentes a los ácidos

LIMITACIONES

- No permita que el producto entre en contacto con superficies no recomendadas
- No mezcle el producto con otros limpiadores
- Los ácidos de cualquier tipo pueden marcar, aclarar o cambiar el color de materiales a base de cemento, vidriados metálicos y algunas piedras naturales, tales como mármol y caliza

5. Instalación

MÉTODOS

Aplicación

Lea toda la etiqueta antes de usar el producto. Las instalaciones de concreto y boquilla deben curar un mínimo de 10 días y estar limpias. Barra, aspire o pase un paño sobre la superficie. Humedezca previamente la superficie con agua. Mezcle el limpiador Phosphoric Acid Substitute de la siguiente manera: POCA SUCIEDAD: Mezcle 1 parte de limpiador con 5 partes de agua. SUCIEDAD MODERADA: Mezcle 1 parte de limpiador con 3 partes de agua. SUCIEDAD EXCESIVA: Mezcle 1 parte de limpiador con 2 partes de agua. Aplique la solución sobre la superficie húmeda y frótela con un cepillo de cerdas de nylon, trabajando en áreas pequeñas. Enjuague con agua inmediatamente después de cepillar la superficie. No use reiteradamente para prevenir daños en la superficie. Para el marcado profundo del concreto, deje que la solución actúe por hasta 30 minutos antes de enjuagarla con agua limpia. Para opacidades de boquillas más ligeras, Phosphoric Acid Substitute puede diluirse en una proporción de hasta 3 en 1.

Cobertura
Aproximadamente 400 a 1200 pies² (35 a 110 m²) del área embaldosada por galón (3.8 L) dependiendo de la dilución.

Manipulación y almacenamiento

- Cierre el envase firmemente después de cada uso
- Guarde el material en su envase original únicamente
- Almacene y use el producto a temperaturas que oscilen entre 40°F y 90°F (4°C y 32°C)

PRECAUCIÓN

PUEDA SER NOCIVO SI SE INGIERE. PUEDE IRRITAR OJOS Y PIEL. Use protección para la piel y los ojos. Contiene monohidrócloruro de urea. Si entra en contacto con los ojos, enjuáguelos con agua durante al menos 15 minutos. Si entra en contacto con la piel, lave la zona afectada con agua y jabón. Si la irritación continúa, solicite atención médica. En caso de ingerirse, NO induzca el vómito. Solicite atención médica.

6. Disponibilidad y costo

Comuníquese con el fabricante o visite custombuildingproducts.com para obtener información acerca del costo y la disponibilidad del producto.

	CÓDIGO DE PRODUCTO	TAMAÑO	ENVASE
EE.UU.	050162-4	1 cuarto de galón (946 ml)	Botella
EE.UU.	050163	1 galón (3.8 L)	Botella
EE.UU.	050164*	5 galones (19 L)	Pail
Canadá	C050162-4	1 cuarto de galón (946 ml)	Botella
Canadá	C050163	1 galón (3.8 L)	Botella

*Indica un artículo por orden especial.

7. Garantía Limitada del Producto

Custom Building Products garantiza al comprador original que el producto estará libre de defectos, tanto en material como en mano de obra, bajo condiciones de uso normal y apropiado, por un período de un año a partir de la fecha de la compra original. De acuerdo con esta garantía, la responsabilidad de Custom se limitará únicamente al reemplazo del producto. Algunos estados, países o territorios no permiten la exclusión o limitación de daños incidentales o consecuentes, de modo que la limitación o exclusión mencionada podría no aplicarse en su caso particular. Esta garantía no cubrirá ningún producto que haya sido modificado de alguna manera o que no haya sido utilizado siguiendo las instrucciones impresas de Custom. Custom no extiende ninguna otra garantía, ni expresa ni implícita. Esta garantía le otorga derechos legales específicos y, a su vez, usted puede tener otros derechos que varían de un estado a otro o de un país/territorio a otro.

Para consultar los detalles y la información completa de la garantía, visite custombuildingproducts.com.

8. Mantenimiento

El producto correctamente instalado no requiere mantenimiento especial.

9. Servicios Técnicos

Para obtener asistencia técnica, comuníquese con Custom Building Products o visite custombuildingproducts.com.

10. Sistema de Archivo

Se puede obtener información adicional sobre el producto solicitándola directamente al fabricante.

Productos relacionados:

Aqua Mix® Grout Sealer

AQUA MIX®

EFF-EX®

1. Product Name

Aqua Mix® Eff-Ex®

2. Manufacturer

Custom Building Products
13001 Seal Beach Blvd.
Seal Beach, CA 90740-2757
Customer Support: 800-272-8786
Technical Services: 800-282-8786
Fax: 800- 200-7765
Email: contactus@cbpmail.net
custombuildingproducts.com

3. Product Description

Removes and inhibits efflorescence. Eff-Ex is a non-acidic (pH 7.4), heavy-duty cleaner.

USES

- Natural stone (such as marble, granite, slate, travertine, and limestone), porcelain, quarry, saltillo, terra cotta, cement pavers, masonry surfaces, and other porous tile and grout where a natural look is desired.
- Effective for interior and exterior applications.
- Eff-Ex will lightly dull the surface of polished marble, limestone, and travertine, and repolishing may be needed.

LIMITATIONS

- Do not allow product to come in contact with any non-recommended surface
- Not recommended for use on polished marble, limestone, and travertine surfaces
- If efflorescence appears after surface is sealed, Eff-Ex will remove the efflorescence but its ability to inhibit efflorescence is reduced

4. Technical Data

- pH neutral (7 – 9)
- Complies with all Federal EPA and SCAQMD standards for VOC

5. Installation

PREPARATORY WORK

Test a Small Area

According to application instructions to determine desired results.



METHODS

Application

To Remove Efflorescence

Read entire label before using. Do not dilute product. For best results it is recommended to pre-wet the surface with water, avoid puddling, and remove excess water before applying solution. Liberally apply solution with mop, sponge applicator, paint roller, or brush. Allow to dwell 10 – 15 minutes. Do not allow solution to dry on surface. Apply additional solution if drying occurs. Agitate with scrub brush or scrub machine. Thoroughly rinse with clean water. For vertical surfaces a garden hose or high-pressure washer may be used to rinse area. Mop or wet vacuum up dirty solution. Heavily built-up efflorescence may require additional applications and a longer dwell time. Allow area to dry 24 hours prior to sealing area with any Aqua Mix sealer.

To Inhibit Efflorescence

Apply a thin coat of solution with mop, sponge applicator, paint roller, or brush. Scrub into surface with scrub brush or scrub machine — DO NOT RINSE. Wipe dry any product remaining on the surface. Several treatments may be required to fully inhibit efflorescence. Allow area to dry 24 hours prior to sealing area with any Aqua Mix sealer.

Coverage

Approximately 30 to 125 sq. ft. (3 M² to 12 M²) per gallon (3.78 L).

Handling and Storage

- Close container tightly after each use
- Store in original container only
- Store in and use in temperatures between 40° F and 90° F (4° C and 32° C)
- Keep unused material sealed tightly

CAUTION
 MAY BE HARMFUL IF SWALLOWED. MAY IRRITATE EYES AND SKIN. Wear skin and eye protection. Contains trisodium citrate dihydrate, sodium tripolyphosphate, and B-Alanine, N -(2-carboxyethyl)-N-(2-ethylhexyl)-monosodium salt. If in eyes, flush with water for at least 15 minutes. If on skin, wash with soap and water. If irritation persists, seek medical attention. If swallowed, DO NOT induce vomiting. Seek medical attention. KEEP OUT OF REACH OF CHILDREN.

6. Availability & Cost

Contact the manufacturer or visit custombuildingproducts.com for information about product cost and availability.

	ITEM CODE	SIZE	PACKAGE
USA	100472	1 gallon (3.78 L)	Bottle
USA	020374	5 gallon (19 L)	Pail
USA	100474*	55 gallon (210 L)	Drum
Canada	C100913-4	1 qt (946 ml)	Bottle
Canada	C100472	1 gallon (3.78 L)	Bottle

*Indicates a special order item.

7. Limited Product Warranty

Custom Building Products warrants to the original consumer purchaser that its product shall be free from defects in material and workmanship under normal and proper usage for a period of one year following the date of original purchase. Custom’s sole liability under this warranty shall be limited to the replacement of the product. Some states, countries or territories do not allow the exclusion or limitation of incidental or consequential damages, so the above limitation or exclusion may not apply to you. This warranty will not extend to any product which has been modified in any way or which has not been used in accordance with Custom’s printed instructions. Custom makes no other warranties either expressed or implied. This warranty gives you specific legal rights, and you may have other rights that vary from state to state or from one country/territory to another.

For details and complete warranty information, visit custombuildingproducts.com

8. Maintenance

Properly installed product requires no special maintenance.

9. Technical Services

Properly installed product requires no special maintenance.

10. Filing Systems

Additional product information is available from the manufacturer upon request.

EFF-EX®

1. Nombre del producto

Eff-Ex®

2. Fabricante

Custom Building Products

13001 Seal Beach Blvd.

Seal Beach, CA 90740-2757

Atención al Cliente: 800-272-8786

Asistencia Técnica: 800-282-8786

Fax: 800-200-7765

Correo electrónico: contactus@cbpmail.net

custombuildingproducts.com

3. Descripción del producto

Eff-Ex® de Aqua Mix quita e inhibe eflorescencias.

Eff-Ex es un limpiador no ácido (pH 7.4), para trabajos pesados.

USOS

- Piedras naturales (tales como mármol, granito, pizarra, travertino y caliza), porcelana, baldosas de gran espesor, saltillo, terracota, adoquines de cemento, superficies de albañilería, y boquillas y baldosas y azulejos porosos en los que se desee lograr un aspecto natural
- Eficaz para aplicaciones en interiores y exteriores
- Eff-Ex opacará levemente la superficie de piedras pulidas tales como mármol, caliza y travertino y podría ser necesario volver a pulirlas

LIMITACIONES

- No permita que el producto entre en contacto con superficies no recomendadas
- No se recomienda usar sobre superficies pulidas de mármol, caliza y travertino
- Si las eflorescencias aparecen después de sellar la superficie, Eff-Ex quitará las eflorescencias pero su capacidad para inhibirlas es reducida

4. Datos técnicos

- pH neutral (7 - 9)

5. Instalación

TRABAJO DE PREPARACIÓN

Realice una prueba en un área pequeña de acuerdo con las instrucciones de aplicación para determinar los resultados deseados.



MÉTODOS

Aplicación

Para quitar eflorescencias

Lea toda la etiqueta antes de usar el producto. No diluya el producto. Para obtener mejores resultados, se recomienda mojar previamente la superficie con agua, evitando que se formen charcos o acumulaciones de agua, y quitar el exceso de agua antes de aplicar la solución. Aplique la solución, en cantidad abundante, con un trapeador, aplicador tipo esponja, rodillo para pintar o pincel. Deje que el producto se asiente durante 10 ó 15 minutos. No permita que la solución se seque sobre la superficie. Si se seca, aplique más solución. Friegue con un cepillo para fregar o una máquina fregadora. Enjuague a fondo con agua limpia. Para enjuagar superficies verticales, puede usar una manguera de jardín o una lavadora de alta presión. Quite la solución sucia con un trapeador o una aspiradora de líquidos. Las eflorescencias densas pueden requerir más aplicaciones y un tiempo de asentamiento más prolongado. Permita que el área se seque durante 24 horas antes de sellarla con un sellador de Aqua Mix.

Para inhibir eflorescencias

Aplique una capa delgada de solución con un trapeador, aplicador tipo esponja, rodillo para pintar o pincel. Friegue la superficie con un cepillo para fregar o una máquina fregadora - NO ENJUAGUE. Pase un paño para secar todo el remanente de producto que haya quedado sobre la superficie. Pueden requerirse varios tratamientos para inhibir las eflorescencias por completo. Permita que el área se seque durante 24 horas antes de sellarla con un sellador de Aqua Mix.

Cobertura

Aproximadamente 30 a 125 pies² (3 M² a 12 M²) por galón (3.8 L).

Manipulación y almacenamiento

- Cierre el envase firmemente después de cada uso
- Guarde el material en su envase original únicamente
- Almacene y use el producto a temperaturas que oscilen entre 40°F y 90°F (4°C y 32°C)
- Mantenga el material sin usar en un envase cerrado herméticamente

PRECAUCIÓN: PUEDE SER NOCIVO SI SE INGIERE. PUEDE IRRITAR OJOS Y PIEL. Use protección para la piel y los ojos. Contiene citrato trisódico dihidratado, tripolifosfato sódico y sal monosódica B-Alanina, N-(2-carboxietil)-N-(2-etilexil). Si entra en contacto con los ojos, enjuáguelos con agua durante al menos 15 minutos. Si entra en contacto con la piel, lave la zona afectada con agua y jabón. Si la irritación continúa, solicite atención médica. En caso de ingerirse, NO induzca el vómito. Solicite atención médica. MANTENGA FUERA DEL ALCANCE DE LOS NIÑOS.

6. Disponibilidad y costo

Comuníquese con el fabricante o visite custombuildingproducts.com para obtener información acerca del costo y la disponibilidad del producto.

	CÓDIGO DE PRODUCTO	TAMAÑO	ENVASE
EE.UU.	100472	1 galón (3.8 L)	Botella
EE.UU.	020374	5 galones (19 L)	Cubeta
EE.UU.	100474*	55 galones (210 L)	Tambor
Canadá	C100913-4	1 cuarto de galón (946 ml)	Botella
Canadá	C100472	1 galón (3.8 L)	Botella

*Indica un artículo por orden especial.

7. Garantía Limitada del Producto

Custom Building Products garantiza al comprador original que el producto estará libre de defectos, tanto en material como en mano de obra, bajo condiciones de uso normal y apropiado, por un período de un año a partir de la fecha de la compra original. De acuerdo con esta garantía, la responsabilidad de Custom se limitará únicamente al reemplazo del producto. Algunos estados, países o territorios no permiten la exclusión o limitación de daños incidentales o consecuentes, de modo que la limitación o exclusión mencionada podría no aplicarse en su caso particular. Esta garantía no cubrirá ningún producto que haya sido modificado de alguna manera o que no haya sido utilizado siguiendo las instrucciones impresas de Custom. Custom no extiende ninguna otra garantía, ni expresa ni implícita. Esta garantía le otorga derechos legales específicos y, a su vez, usted puede tener otros derechos que varían de un estado a otro o de un país/territorio a otro.

Para consultar los detalles y la información completa de la garantía, visite custombuildingproducts.com.

8. Maintenance

Adecuadamente producto instalado no requiere ningún mantenimiento especial.

9. Servicios Técnicos

Para obtener asistencia técnica, comuníquese con Custom Building Products o visite custombuildingproducts.com

10. Sistema de Archivo

Se puede obtener información adicional sobre el producto solicitándola directamente al fabricante.

AQUA MIX® GROUT HAZE CLEAN-UP

1. Product Name

Aqua Mix® Grout Haze Clean-Up

2. Manufacturer

Custom Building Products
13001 Seal Beach Blvd.
Seal Beach, CA 90740-2757
Customer Support: 800-272-8786
Technical Services: 800-282-8786
Fax: 800- 200-7765
Email: contactus@cbpmail.net
custombuildingproducts.com



3. Product Description

A safe and effective concentrated cleaner that is added to the grout clean-up water for removal of cementitious grout haze and latex additive film from tile during the grout clean-up process. It may also be used full-strength to remove light grout residue within the first 10 days after grouting.

KEY FEATURES

- Just pour in clean-up water
- Removes grout haze and latex additive film
- Non-acidic formula

AREAS OF USE

- Unpolished natural stone (such as granite, limestone, marble, slate, and travertine), polished granite and slate, ceramic, porcelain, quarry, Saltillo, terra cotta, cement pavers, masonry surfaces, and other stone and tile surfaces

LIMITATIONS

- Do not allow product to come in contact with any non-recommended surface
- Do not use on polished marble or any other acid-sensitive tile or stone
- Do not use excessive amounts of water during clean-up process as grout pigment may be washed out

4. Technical Data

- Complies with all Federal EPA and SCAQMD standards for VOC

TEST METHOD	TEST RESULTS
pH	6.5 - 7.5

5. Installation

METHODS

Application

DURING GROUT Clean-up:

Read entire label before using. Perform grout clean-up per grout manufacturer’s instructions. During final grout clean-up rinse, mix a minimum of 3 ounces (90 ml) of Grout Haze Clean-Up per gallon (3.78 L) of water. Wet a grout sponge or terry cloth towel with the cleaning solution, wring out excess liquid. Wipe diagonally across the tile. Repeat steps 4 and 5 every 10 to 15 sq. ft. (.9 M² to 1.3 M²) or as necessary. Remove residual cleaning solution using a clean grout sponge or terry cloth towel dampened with clean water only.

AFTER GROUT Clean-up — WITHIN 10 DAYS OF GROUTING:

Use full-strength if grout haze was not completely removed during grout clean-up. Apply directly to surface and agitate with white nylon scrub pad or brush. Allow product to dwell for 5 to 10 minutes for stubborn areas or heavier grout residue. Rinse with clean water to remove residual cleaning solution.

Coverage

Approximately 2,400 to 4,800 sq. ft. (223 M² to 446 M²) per gallon (3.78 L) depending on dilution.

Handling and Storage

- Close container tightly after each use
- Store in original container only
- Store and use between temperatures of 40 °F and 90 °F (4 °C and 32 °C)

CAUTION

MAY BE HARMFUL IF SWALLOWED. MAY IRRITATE EYES AND SKIN. Wear skin and eye protection. Contains EDTA acid, sodium tripolyphosphate, trisodium citrate dihydrate, and Beta-Alanine, N -(2-carboxyethyl)-N-(2-ethylhexyl)-monosodium salt. If in eyes, flush with water for at least 15 minutes. If on skin, wash with soap and water. If irritation persists, seek medical attention. If swallowed, DO NOT induce vomiting. Seek medical attention.

6. Availability & Cost

Contact the manufacturer or visit custombuildingproducts.com for information about product cost and availability.

	ITEM CODE	SIZE	PACKAGE
USA	010461	1 Pint (473 ml)	Bottle
Canada	C010461	1 Pint (473 ml)	Bottle

7. Limited Product Warranty

Custom Building Products warrants to the original consumer purchaser that its product shall be free from defects in material and workmanship under normal and proper usage for a period of one year following the date of original purchase. Custom’s sole liability under this warranty shall be limited to the replacement of the product. Some states, countries or territories do not allow the exclusion or limitation of incidental or consequential damages, so the above limitation or exclusion may not apply to you. This warranty will not extend to any product which has been modified in any way or which has not been used in accordance with Custom’s printed instructions. Custom makes no other warranties either expressed or implied. This warranty gives you specific legal rights, and you may have other rights that vary from state to state or from one country/territory to another.

For details and complete warranty information, visit custombuildingproducts.com

8. Maintenance

Properly installed product requires no special maintenance.

9. Technical Services

For technical assistance contact Custom Building Products or visit custombuildingproducts.com.

10. Filing Systems

Additional product information is available from the manufacturer upon request.

Related Products:

Aqua Mix® Grout Sealer

LIMPIEZA DE OPACIDADES DE BOQUILLAS

1. Nombre del producto

Limpieza de Opacidades de Boquillas

2. Fabricante

Custom Building Products
 13001 Seal Beach Blvd.
 Seal Beach, CA 90740-2757
 Atención al Cliente: 800-272-8786
 Asistencia Técnica: 800-282-8786
 Fax: 800-200-7765
 Correo electrónico: contactus@cbpmail.net
custombuildingproducts.com



3. Descripción del producto

Grout Haze Clean-Up de Aqua Mix es un limpiador concentrado seguro y eficaz que se agrega al agua de limpieza de la boquilla para quitar opacidades de boquillas de cemento y películas de aditivo de látex de azulejos y baldosas durante el proceso de limpieza de la boquilla. También puede usarse puro para quitar residuos ligeros de boquillas durante los 10 primeros días de aplicada la boquilla.

CARACTERÍSTICAS PRINCIPALES

- Se agrega directamente al agua de limpieza
- Quita opacidades de boquilla y películas de aditivo de látex
- Fórmula no ácida

ÁREAS DE USO

- Piedras naturales sin pulir (tales como granito, caliza, mármol, pizarra y travertino), granito y pizarra pulidos, cerámica, porcelana, baldosas de gran espesor, saltillo, terracota, adoquines de cemento, superficies de albañilería, y otras superficies de piedras, azulejos y baldosas

LIMITACIONES

- No permita que el producto entre en contacto con superficies no recomendadas
- No use sobre mármoles pulidos ni sobre piedras, azulejos o baldosas sensibles a los ácidos
- No use cantidades excesivas de agua durante el proceso de limpieza dado que el pigmento de la boquilla podría desteñirse

4. Datos técnicos

MÉTODO DE PRUEBA	RESULTADOS DE LA PRUEBA
pH	6.5 - 7.5

5. Instalación

MÉTODOS

Aplicación

DURANTE LA LIMPIEZA DE LA BOQUILLA:

Lea toda la etiqueta antes de usar el producto. Realice la limpieza de la boquilla siguiendo las instrucciones del fabricante de la boquilla. Durante el enjuague final de la limpieza de la boquilla, mezcle un mínimo de 3 onzas (90 ml) de Grout Haze Clean-Up por cada galón (3.8 L) de agua. Moje una esponja para boquillas o una toalla de felpa con la solución limpiadora, y retuércala para quitar el exceso de líquido. Pase la esponja o la toalla en sentido diagonal al azulejo o baldosa. Repita los pasos 4 y 5 cada 10 a 15 pies² (0.9 a 1.3 m²) o según sea necesario. Quite la solución limpiadora residual usando una esponja para boquillas o una toalla de felpa limpia y humedecida con agua limpia solamente.

DESPUÉS DE LA LIMPIEZA DE LA BOQUILLA, DENTRO DE LOS 10 DÍAS DEL EMBOQUILLADO:

Use el producto puro si la opacidad de la boquilla no fue completamente removida durante el proceso de limpieza de la boquilla. Aplique directamente sobre la superficie y friegue con un cepillo o con una almohadilla blanca de nylon para fregar. Permita que el producto se asiente durante 5 a 10 minutos para áreas difíciles o residuos densos de boquilla. Enjuague con agua limpia para quitar el remanente de la solución limpiadora.

Cobertura
Aproximadamente 2,400 a 4,800 pies² (223 a 446 m²)
por galón (3.8 L) dependiendo de la dilución.

Manipulación y almacenamiento

- Cierre el envase firmemente después de cada uso
- Guarde el material en su envase original únicamente
- Almacene y use el producto a temperaturas que oscilen entre 40°F y 90°F (4°C y 32°C)

PRECAUCIÓN

PUEDA SER NOCIVO SI SE INGIERE. PUEDE IRRITAR OJOS Y PIEL. Use protección para la piel y los ojos. Contiene ácido etilendiaminotetraacético, tripolifosfato sódico, citrato trisódico dihidratado y sal monosódica de beta-alanina, N-(2-carboxietil)-N-(2-etilexil). Si entra en contacto con los ojos, enjuáguelos con agua durante al menos 15 minutos. Si entra en contacto con la piel, lave la zona afectada con agua y jabón. Si la irritación continúa, solicite atención médica. En caso de ingerirse, NO induzca el vómito. Solicite atención médica.

6. Disponibilidad y costo

Comuníquese con el fabricante o visite custombuildingproducts.com para obtener información acerca del costo y la disponibilidad del producto.

	CÓDIGO DE PRODUCTO	TAMAÑO	ENVASE
EE.UU.	010461	1 pinta (473 ml)	Botella
Canadá	C010461	1 pinta (473 ml)	Botella

7. Garantía Limitada del Producto

Custom Building Products garantiza al comprador original que el producto estará libre de defectos, tanto en material como en mano de obra, bajo condiciones de uso normal y apropiado, por un período de un año a partir de la fecha de la compra original. De acuerdo con esta garantía, la responsabilidad de Custom se limitará únicamente al reemplazo del producto. Algunos estados, países o territorios no permiten la exclusión o limitación de daños incidentales o consecuentes, de modo que la limitación o exclusión mencionada podría no aplicarse en su caso particular. Esta garantía no cubrirá ningún producto que haya sido modificado de alguna manera o que no haya sido utilizado siguiendo las instrucciones impresas de Custom. Custom no extiende ninguna otra garantía, ni expresa ni implícita. Esta garantía le otorga derechos legales específicos y, a su vez, usted puede tener otros derechos que varían de un estado a otro o de un país/territorio a otro.

Para consultar los detalles y la información completa de la garantía, visite custombuildingproducts.com.

8. Mantenimiento

El producto correctamente instalado no requiere mantenimiento especial.

9. Servicios Técnicos

Para obtener asistencia técnica, comuníquese con Custom Building Products o visite custombuildingproducts.com.

10. Sistema de Archivo

Se puede obtener información adicional sobre el producto solicitándola directamente al fabricante.

Productos relacionados:

Aqua Mix® Grout Sealer (Sellador de Boquillas Aqua Mix®)

AQUA MIX® GROUT RELEASE

1. Product Name

Aqua Mix® Grout Release

2. Manufacturer

Custom Building Products
13001 Seal Beach Blvd.
Seal Beach, CA 90740-2757
Customer Support: 800-272-8786
Technical Services: 800-282-8786
Fax: 800- 200-7765
Email: contactus@cbpmail.net
custombuildingproducts.com

3. Product Description

A temporary, water soluble, pre-grout coating. It provides protection against grout and mortar staining and eases grout clean-up.

USES

- For use on textured, masonry surfaces such as wire cut brick or high textured stone such as slate.

LIMITATIONS

- Do not allow product to come in contact with any non-recommended surface
- Prevent build up of Grout Release in grout joints
- Do not use acid solutions for clean-up as acid may react with Grout Release, forming a crystalline residue on surface
- Product may discolor some light colored tile and stone

4. Technical Data

- Dry time 30 minutes
- Complies with all Federal EPA and SCAQMD standards for VOC

5. Installation

PREPARATORY WORK

Test a Small Area

According to application instructions to determine desired results.



METHODS

Application

Read entire label before using. Apply liberal coat ensuring 100% surface coverage using a sponge applicator, heavy-textured paint roller, or brush. Allow a minimum of 30 minutes drying time before grouting. Follow grout manufacturer's instructions for grouting process. Grout Release residue should be removed through normal grout clean-up process. If Grout Release residue remains on surface, use Aqua Mix Heavy-Duty Tile & Grout Cleaner to remove. For most smooth porous surfaces, an application of sealer may be used prior to grouting.

Coverage

Approximately 300 to 600 sq. ft. (30 M² to 55 M²) per coat per gallon (3.78 L), depending on type of stone, tile, porosity, and texture of surface, temperature, humidity, and method of application.

Handling and Storage

- Close container after each use
- Store in original container only
- Store in and use in temperatures between 40° F and 90° F (4° C and 32° C)

CAUTION:

MAY BE HARMFUL IF SWALLOWED. MAY IRRITATE EYES AND SKIN. Wear skin and eye protection. Contains diethanolamine. If in eyes, flush with water for at least 15 minutes. If on skin, wash with soap and water. If irritation persists, seek medical attention. If swallowed, DO NOT induce vomiting. Seek medical attention. KEEP OUT OF REACH OF CHILDREN

6. Availability & Cost

Contact the manufacturer or visit custombuildingproducts.com for information about product cost and availability.

	ITEM CODE	SIZE	PACKAGE
USA	010772-4	1 qt (946 ml)	Bottle
USA	010773	1 gallon (3.78 L)	Bottle
USA	010774	5 gallon (19 L)	Pail
Canada	C010772-4	1 qt (946 ml)	Bottle
Canada	C010773	1 gallon (3.78 L)	Bottle

7. Limited Product Warranty

Custom Building Products warrants to the original consumer purchaser that its product shall be free from defects in material and workmanship under normal and proper usage for a period of one year following the date of original purchase. Custom’s sole liability under this warranty shall be limited to the replacement of the product. Some states, countries or territories do not allow the exclusion or limitation of incidental or consequential damages, so the above limitation or exclusion may not apply to you. This warranty will not extend to any product which has been modified in any way or which has not been used in accordance with Custom’s printed instructions. Custom makes no other warranties either expressed or implied. This warranty gives you specific legal rights, and you may have other rights that vary from state to state or from one country/territory to another.

For details and complete warranty information, visit custombuildingproducts.com

8. Maintenance

Properly installed product requires no special maintenance.

9. Technical Services

For technical assistance contact Custom Building Products or visit custombuildingproducts.com.

10. Filing Systems

Additional product information is available from the manufacturer upon request.

Related Products

Prism® SureColor® Grout
Polyblend® Grout

PROTECTOR DE MANCHAS DE BOQUILLA

1. Nombre del producto

Protector de Manchas de Boquilla

2. Fabricante

Custom Building Products

13001 Seal Beach Blvd.

Seal Beach, CA 90740-2757

Atención al Cliente: 800-272-8786

Asistencia Técnica: 800-282-8786

Fax: 800-200-7765

Correo electrónico: contactus@cbpmail.net

custombuildingproducts.com

3. Descripción del producto

Grout Release de Aqua Mix® es una capa soluble en agua que se aplica temporalmente antes del emboquillado. Ofrece protección contra manchas de boquilla y mortero y facilita la limpieza posterior de la boquilla.

USOS

- Para usar sobre superficies de albañilería texturizadas tales como ladrillos cortados con alambre o piedras altamente texturizadas como la pizarra

LIMITACIONES

- No permita que el producto entre en contacto con superficies no recomendadas
- Evite que el material se acumule en las juntas de boquilla
- No use soluciones con ácido para la limpieza ya que el ácido podría reaccionar con Grout Release y formar un residuo cristalino sobre la superficie
- El producto podría desteñir ciertas baldosas, azulejos y piedras de colores claros

4. Datos técnicos

- Tiempo de secado: 30 minutos



5. Instalación

TRABAJO DE PREPARACIÓN

Realice una prueba en un área pequeña de acuerdo con las instrucciones de aplicación para determinar los resultados deseados.

MÉTODOS

Aplicación

Lea toda la etiqueta antes de usar el producto. Aplique una capa generosa asegurándose de cubrir toda la superficie, usando un aplicador tipo esponja, un rodillo para pintar de textura gruesa o un pincel. Espere un mínimo de 30 minutos para que el material se seque antes de emboquillar. Siga las instrucciones del fabricante de la boquilla para proceder con el emboquillado. El residuo de Grout Release debería quitarse durante el proceso de limpieza normal de la boquilla. Si queda residuo de Grout Release sobre la superficie, quítelo con el limpiador Heavy-Duty Tile & Grout Cleaner de Aqua Mix. En la mayoría de las superficies porosas y lisas, puede aplicar una capa de sellador antes de emboquillar.

Cobertura

Aproximadamente 300 a 600 pies² (30 M² a 55 M²) por capa por galón (3.8 L), dependiendo del tipo de piedra, azulejo o baldosa, porosidad y textura de la superficie, temperatura, humedad y método de aplicación.

Manipulación y almacenamiento

- Cierre el envase después de cada uso
- Guarde el material en su envase original únicamente
- Almacene y use el producto a temperaturas que oscilen entre 40°F y 90°F (4°C y 32°C)

PRECAUCIÓN: PUEDE SER NOCIVO SI SE INGIERE. PUEDE IRRITAR OJOS Y PIEL. Use protección para la piel y los ojos. Contiene dietanolamina. Si entra en contacto con los ojos, enjuáguelos con agua durante al menos 15 minutos. Si entra en contacto con la piel, lave la zona afectada con agua y jabón. Si la irritación continúa, solicite atención médica. En caso de ingerirse, NO induzca el vómito. Solicite atención médica. MANTENGA FUERA DEL ALCANCE DE LOS NIÑOS.

6. Disponibilidad y costo

Comuníquese con el fabricante o visite custombuildingproducts.com para obtener información acerca del costo y la disponibilidad del producto.

	CÓDIGO DE PRODUCTO	TAMAÑO	ENVASE
EE.UU.	010772-4	1 cuarto de galón (946 ml)	Botella
EE.UU.	010773	1 galón (3.8 L)	Botella
EE.UU.	010774	5 galones (19 L)	Cubeta
Canadá	C010772-4	1 cuarto de galón (946 ml)	Botella
Canadá	C010773	1 galón (3.8 L)	Botella

7. Garantía Limitada del Producto

Custom Building Products garantiza al comprador original que el producto estará libre de defectos, tanto en material como en mano de obra, bajo condiciones de uso normal y apropiado, por un período de un año a partir de la fecha de la compra original. De acuerdo con esta garantía, la responsabilidad de Custom se limitará únicamente al reemplazo del producto. Algunos estados, países o territorios no permiten la exclusión o limitación de daños incidentales o consecuentes, de modo que la limitación o exclusión mencionada podría no aplicarse en su caso particular. Esta garantía no cubrirá ningún producto que haya sido modificado de alguna manera o que no haya sido utilizado siguiendo las instrucciones impresas de Custom. Custom no extiende ninguna otra garantía, ni expresa ni implícita. Esta garantía le otorga derechos legales específicos y, a su vez, usted puede tener otros derechos que varían de un estado a otro o de un país/territorio a otro.

Para consultar los detalles y la información completa de la garantía, visite custombuildingproducts.com.

8. Maintenance

Adecuadamente producto instalado no requiere ningún mantenimiento especial.

9. Servicios Técnicos

Para obtener asistencia técnica, comuníquese con Custom Building Products o visite custombuildingproducts.com

10. Sistema de Archivo

Se puede obtener información adicional sobre el producto solicitándola directamente al fabricante.

Productos relacionados:

- Prism® SureColor® Grout
- Polyblend® Grout

AQUA MIX® NANOSCRUB®

1. Product Name

Aqua Mix® NanoScrub®

2. Manufacturer

Custom Building Products
13001 Seal Beach Blvd.
Seal Beach, CA 90740-2757
Customer Support: 800-272-8786
Technical Services: 800-282-8786
Fax: 800- 200-7765
Email: contactus@cbpmail.net
custombuildingproducts.com

3. Product Description

An abrasive cream cleaner designed to work where other cleaners won't. It utilizes nano-sized particles to penetrate into small surface pores where it can effectively work to remove surface stains and residues. Effective for cleaning all stone and tile surfaces. Also removes factory applied waxes and floor finishes, coating sealers, light grout residue (including epoxy), rubber and pencil marks, light mineral deposits, ground-in dirt and most sealer residues. NanoScrub is nontoxic, non-flammable and non-acidic.

USES

- Porcelain, ceramic, polished and unpolished natural stone (such as granite, limestone, marble, slate, and travertine), grout, quarry, saltillo, terra cotta, cement pavers, masonry surfaces, and other stone, tile and grout surfaces.

LIMITATIONS

- Do not allow product to come in contact with any non-recommended surface.

4. Technical Data Installation

- Cream consistency
- pH 9-10
- Complies with all Federal EPA and SCAQMD standards for VOC

5. Installation

PREPARATORY WORK

Test a Small Area

According to application instructions to determine desired results.



METHODS

Application

Read entire label before beginning. **SHAKE WELL BEFORE USING.** Sweep, vacuum, or dust surface to remove any loose debris. Pre-wet surface with a liberal amount of water. Apply NanoScrub directly to the pre-wet surface. Agitate with a white nylon pad, scrub brush or scrub machine. Mop or wet vacuum up residue. Rinse thoroughly with clean water. NanoScrub can be used as a power booster, with Aqua Mix Heavy-Duty Tile & Grout Cleaner, Stone Deep Clean, or 1&2 Deep Clean mixed according to directions. Apply chosen product to surface, add NanoScrub and agitate mixture. Continue to follow directions on the chosen product making sure a clean water rinse is the final step to remove any remaining residue.

Coverage

Approximately 200 to 2,000 sq. ft. (19 M² to 200 M²) per gallon (3.78 L).

Handling and Storage

- Close container tightly after each use
- Store in original container only
- Store in and use in temperatures between 40° F and 90° F (4° C and 32° C)
- Keep unused material sealed tightly

CAUTION

MAY BE HARMFUL IF SWALLOWED. MAY IRRITATE EYES AND SKIN. Wear skin and eye protection. Contains coconut oil DEA, and ethoxylated alcohol. If in eyes, flush with water for at least 15 minutes. If on skin, wash with soap and water. If irritation persists, seek medical attention. If swallowed, DO NOT induce vomiting. Seek medical attention. **KEEP OUT OF REACH OF CHILDREN**

6. Availability & Cost

Contact the manufacturer or visit custombuildingproducts.com for information about product cost and availability.

	ITEM CODE	SIZE	PACKAGE
USA	100978-4	1 qt (946 ml)	Bottle
USA	AMNSQT	1 qt (946 ml)	Bottle
USA	100979	1 gallon (3.78 L)	Bottle
Canada	C100978-4	1 qt (946 ml)	Bottle
Canada	C100979	1 gallon (3.78 L)	Bottle

7. Limited Product Warranty

Custom Building Products warrants to the original consumer purchaser that its product shall be free from defects in material and workmanship under normal and proper usage for a period of one year following the date of original purchase. Custom’s sole liability under this warranty shall be limited to the replacement of the product. Some states, countries or territories do not allow the exclusion or limitation of incidental or consequential damages, so the above limitation or exclusion may not apply to you. This warranty will not extend to any product which has been modified in any way or which has not been used in accordance with Custom’s printed instructions. Custom makes no other warranties either expressed or implied. This warranty gives you specific legal rights, and you may have other rights that vary from state to state or from one country/territory to another.

For details and complete warranty information, visit custombuildingproducts.com

8. Maintenance

Properly installed product requires no special maintenance.

9. Technical Services

For technical assistance contact Custom Building Products or visit custombuildingproducts.com.

10. Filing Systems

Additional product information is available from the manufacturer upon request.

Related Products:

Aqua Mix® Sealer’s Choice® Gold – Rapid Cure Formula

NANOSCRUB®

1. Nombre del producto

NanoScrub®

2. Fabricante

Custom Building Products
13001 Seal Beach Blvd.
Seal Beach, CA 90740-2757
Customer Support: 800-272-8786
Technical Services: 800-282-8786
Fax: 800- 200-7765
Email: contactus@cbpmail.net
custombuildingproducts.com

3. Product Description

NanoScrub® de Aqua Mix® es una crema limpiadora abrasiva diseñada para usarse donde otros limpiadores abrasivos resultan ineficaces. Utiliza nanopartículas para penetrar en poros pequeños de la superficie donde puede actuar eficazmente para quitar manchas y residuos superficiales. Es eficaz para limpiar todas las superficies de piedras, azulejos y baldosas. Además quita terminaciones de pisos y ceras aplicadas de fábrica, selladores externos, residuos ligeros de boquillas (incluyendo epoxy), marcas de caucho y lápiz, depósitos minerales ligeros, suciedad adherida y la mayoría de los residuos de selladores. NanoScrub es un producto no tóxico, no inflamable y no ácido.

USOS

- Porcelana, cerámica, piedras naturales pulidas y sin pulir (tales como granito, caliza, mármol, pizarra y travertino), boquillas, baldosas de gran espesor, saltillo, terracota, adoquines de cemento, superficies de albañilería, y otras superficies de boquillas, piedras, azulejos y baldosas

LIMITACIONES

- No permita que el producto entre en contacto con superficies no recomendadas

4. Datos técnicos

- Consistencia cremosa
- pH 9-10



5. Instalación

TRABAJO DE PREPARACIÓN

Realice una prueba en un área pequeña de acuerdo con las instrucciones de aplicación para determinar los resultados deseados.

MÉTODOS

Aplicación

Lea toda la etiqueta antes de comenzar. AGITE BIEN ANTES DE USAR. Barra, aspire o trapee la superficie para quitar cualquier residuo suelto. Moje previamente la superficie con una cantidad generosa de agua. Aplique NanoScrub directamente a la superficie previamente mojada. Friegue con una almohadilla blanca de nylon, un cepillo para fregar o una máquina fregadora. Quite los residuos con un trapeador o una aspiradora de líquidos. Enjuague a fondo con agua limpia. NanoScrub puede usarse para realzar el poder limpiador de los siguientes productos de Aqua Mix: Heavy-Duty Tile & Grout Cleaner, Stone Deep Clean, o bien, 1&2 Deep Clean; mezclándolos de acuerdo con las instrucciones. Aplique el producto seleccionado sobre la superficie, agregue NanoScrub y friegue. Prosiga siguiendo las instrucciones del producto seleccionado y, como paso final, asegúrese de enjuagar la superficie con agua limpia para quitar todo el residuo remanente.

Cobertura

Aproximadamente 200 a 2,000 pies² (19 M² a 200 M²) por galón (3.8 L).

Manipulación y almacenamiento

- Cierre el envase firmemente después de cada uso
- Guarde el material en su envase original únicamente
- Almacene y use el producto a temperaturas que oscilen entre 40°F y 90°F (4°C y 32°C).
- Mantenga el material sin usar en un envase cerrado herméticamente

PRECAUCIÓN: PUEDE SER NOCIVO SI SE INGIERE. PUEDE IRRITAR OJOS Y PIEL. Use protección para la piel y los ojos. Contiene dietanolamina de aceite de coco y alcohol etoxilado. Si entra en contacto con los ojos, enjuáguelos con agua durante al menos 15 minutos. Si entra en contacto con la piel, lave la zona afectada con agua y jabón. Si la irritación continúa, solicite atención médica. En caso de ingerirse, NO induzca el vómito. Solicite atención médica. MANTENGA FUERA DEL ALCANCE DE LOS NIÑOS.

6. Disponibilidad y costo

Comuníquese con el fabricante o visite custombuildingproducts.com para obtener información acerca del costo y la disponibilidad del producto.

	CÓDIGO DE PRODUCTO	TAMAÑO	ENVASE
EE.UU.	100978-4	1 cuarto de galón (946 ml)	Botella
EE.UU.	100979	1 galón (3.8 L)	Botella
Canadá	C100978-4	1 cuarto de galón (946 ml)	Botella
Canadá	C100979	1 galón (3.8 L)	Botella

7. Garantía Limitada del Producto

Custom Building Products garantiza al comprador original que el producto estará libre de defectos, tanto en material como en mano de obra, bajo condiciones de uso normal y apropiado, por un período de un año a partir de la fecha de la compra original. De acuerdo con esta garantía, la responsabilidad de Custom se limitará únicamente al reemplazo del producto. Algunos estados, países o territorios no permiten la exclusión o limitación de daños incidentales o consecuentes, de modo que la limitación o exclusión mencionada podría no aplicarse en su caso particular. Esta garantía no cubrirá ningún producto que haya sido modificado de alguna manera o que no haya sido utilizado siguiendo las instrucciones impresas de Custom. Custom no extiende ninguna otra garantía, ni expresa ni implícita. Esta garantía le otorga derechos legales específicos y, a su vez, usted puede tener otros derechos que varían de un estado a otro o de un país/territorio a otro.

Para consultar los detalles y la información completa de la garantía, visite custombuildingproducts.com.

8. Maintenance

Adecuadamente producto instalado no requiere ningún mantenimiento especial.

9. Servicios Técnicos

Para obtener asistencia técnica, comuníquese con Custom Building Products o visite custombuildingproducts.com

10. Sistema de Archivo

Se puede obtener información adicional sobre el producto solicitándola directamente al fabricante.

Productos relacionados:

- Aqua Mix®
- Sealer's Choice® Gold Rapid Cure Formula

AQUA MIX® POULTICE STAIN REMOVER

1. Product Name

Aqua Mix® Poultice Stain Remover

2. Manufacturer

Custom Building Products
 13001 Seal Beach Blvd.
 Seal Beach, CA 90740-2757
 Customer Support: 800-272-8786
 Technical Services: 800-282-8786
 Fax: 800- 200-7765
 Email: contactus@cbpmail.net
custombuildingproducts.com

3. Product Description

A dual purpose, non-acidic stain remover. It is an absorptive clay that is designed to remove deep-set oil and grease stains without scrubbing. It is also a fine abrasive cleaning powder that removes stubborn surface stains and light grout haze.

KEY FEATURES

- Effectively removes deep-set oil and grease stains
- Safe, non-acidic, abrasive cleaning powder
- Excellent cleaning additive

AREAS OF USE

- All natural stone (such as granite, limestone, marble, slate, and travertine), porcelain, quarry, Saltillo, terra cotta, cement pavers, masonry surfaces, and other porous tile and grout

LIMITATIONS

- Do not allow product to come in contact with any non-recommended surface
- Extreme care should be taken with dark marble (especially green), as it may be more sensitive to moisture
- Light abrasive action or high RPMs on the surface of some marbles may dull the high polished finish

4. Technical Data

- Complies with all Federal EPA and SCAQMD standards for VOC

TEST METHOD	TEST RESULTS
pH	8-10



5. Installation

METHODS

Application

FOR REMOVING DEEP-SET OIL AND GREASE STAINS:

Read entire label before using. Mix Poultice Stain Remover powder with water to form a thick, pliable paste – quantity of Poultice Stain Remover needed will depend on size of stain. Apply a 1/4" (6 mm) thick layer of paste directly over stain with at least a 1" (25 mm) overlap beyond edge of stain. Cover with plastic or wax paper. Poke a few very small holes in plastic cover to allow for minimum air exposure. Allow paste to stand on stain for 24 to 48 hours. Remove Poultice Stain Remover with plastic spatula or plastic putty knife and wash off residue with clean water. Repeat procedure if necessary. If area darkens from absorbed moisture, it should dry completely within 2 to 4 days.

FOR REMOVING STUBBORN SURFACE STAINS AND GROUT RESIDUE ON ACID SENSITIVE STONE:

Read entire label before using. Protect surrounding areas from splattering to minimize clean-up. Pre-wet a manageable area of the surface with water (approximately 10 sq. ft. (1 M²) and sprinkle Poultice Stain Remover onto the area mixing into a thin slurry. If surface is vertical, mix slurry in a container and apply to pre-wet surface. Agitate by hand or with low RPM (300-750 RPM) buffer using a white nylon scrub pad. Keep surface wet throughout buffing process. Remove Poultice Stain Remover solution with clean towels or sponge and rinse twice with clean water. A wet-dry vacuum may be used. Polish surface dry with clean, dry towels or buff with soft lambs wool pad. Rinse with clean water and buff dry with clean towels

NOTE: Poultice Stain Remover is an excellent additive that will boost the cleaning power of many of the Aqua Mix cleaners such as Phosphoric Acid Substitute, Heavy-Duty Tile & Grout Cleaner, and Stone Deep Clean.

Coverage
Approximately 35 to 100 sq. ft. (3 M² to 9 M²) per pound (.45 kg) depending on dilution.

Handling and Storage

- Close container tightly after each use
- Store in original container only
- Store and use in temperatures between 40°F and 90°F (4°C and 32°C)

CAUTION

MAY BE HARMFUL IF SWALLOWED. MAY IRRITATE EYES AND SKIN. Wear skin and eye protection. Contains barium sulfate and silicic acid. If in eyes, flush with water for at least 15 minutes. If on skin, wash with soap and water. If irritation persists, seek medical attention. If swallowed, DO NOT induce vomiting. Seek medical attention.

6. Availability & Cost

Contact the manufacturer or visit custombuildingproducts.com for information about product cost and availability.

	ITEM CODE	SIZE	PACKAGE
USA	010861	3/4 Lb. (.34 kg)	Jar
Canada	C010861	3/4 Lb. (.34 kg)	Jar

7. Limited Product Warranty

Custom Building Products warrants to the original consumer purchaser that its product shall be free from defects in material and workmanship under normal and proper usage for a period of one year following the date of original purchase. Custom’s sole liability under this warranty shall be limited to the replacement of the product. Some states, countries or territories do not allow the exclusion or limitation of incidental or consequential damages, so the above limitation or exclusion may not apply to you. This warranty will not extend to any product which has been modified in any way or which has not been used in accordance with Custom’s printed instructions. Custom makes no other warranties either expressed or implied. This warranty gives you specific legal rights, and you may have other rights that vary from state to state or from one country/territory to another.

For details and complete warranty information, visit custombuildingproducts.com

8. Maintenance

Properly installed product requires no special maintenance.

9. Technical Services

For technical assistance contact Custom Building Products or visit custombuildingproducts.com.

10. Filing Systems

Additional product information is available from the manufacturer upon request.

Related Products:

Aqua Mix® Sealer's Choice Gold - Rapid Cure Formula

CATAPLASMA QUITAMANCHAS

1. Nombre del producto

Cataplasma Quitamanchas

2. Fabricante

Custom Building Products
 13001 Seal Beach Blvd.
 Seal Beach, CA 90740-2757
 Atención al Cliente: 800-272-8786
 Asistencia Técnica: 800-282-8786
 Fax: 800-200-7765
 Correo electrónico: contactus@cbpmail.net
 custombuildingproducts.com

3. Descripción del producto

Poultice Stain Remover de Aqua Mix es un quitamanchas no acídico con doble propósito. Es una arcilla absorbente que está diseñada para quitar manchas profundas de aceite y grasa sin necesidad de fregar. Además, es un polvo limpiador fino y abrasivo que quita manchas rebeldes de la superficie y opacidades ligeras de boquilla.

CARACTERÍSTICAS PRINCIPALES

- Quita eficazmente manchas profundas de aceite y grasa
- Polvo limpiador abrasivo no acídico y seguro de usar
- Excelente aditivo de limpieza

ÁREAS DE USO

- Todas las piedras naturales (tales como granito, caliza, mármol, pizarra y travertino), porcelana, baldosas de gran espesor, saltillo, terracota, adoquines de cemento, superficies de albañilería y otros azulejos, baldosas y boquillas porosas.

LIMITACIONES

- No permita que el producto entre en contacto con superficies no recomendadas
- Debe tener extremo cuidado al trabajar con mármoles oscuros (especialmente los de color verde) ya que podrían ser más sensibles a la humedad
- El brillo de la superficie de ciertos mármoles altamente pulidos podría opacarse como resultado de una leve acción abrasiva o de la alta velocidad de la máquina fregadora

4. Datos técnicos

MÉTODO DE PRUEBA	RESULTADOS DE LA PRUEBA
pH	8-10



5. Instalación

MÉTODOS

Aplicación

PARA QUITAR MANCHAS PROFUNDAS DE ACEITE Y GRASA:

Lea toda la etiqueta antes de usar el producto. Mezcle el polvo de Poultice Stain Remover con agua para formar una pasta espesa y manejable (la cantidad necesaria de producto dependerá del tamaño de la mancha). Aplique una capa de pasta de ¼ pulg. (6 mm) de espesor directamente sobre la mancha extendiéndose al menos 1 pulg. (25 mm) del borde de la mancha. Cubra con plástico o papel de cera. Haga algunos agujeros muy pequeños en la cobertura de plástico para permitir una exposición mínima de aire. Permita que la pasta repose sobre la mancha durante 24 a 48 horas. Quite Poultice Stain Remover con una espátula de plástico y lave con agua limpia para quitar el residuo. Repita el procedimiento de ser necesario. Si el área se oscurece por la humedad absorbida, debería secarse por completo en 2 ó 4 días.

PARA QUITAR MANCHAS REBELDES DE LA SUPERFICIE Y RESIDUOS DE BOQUILLA DE PIEDRAS SENSIBLES A LOS ÁCIDOS:

Lea toda la etiqueta antes de usar el producto. Proteja las áreas circundantes contra salpicaduras para minimizar la limpieza posterior. Humedezca previamente con agua un área de la superficie de tamaño razonable, aproximadamente 10 pies² (1 m²), y espolvoree Poultice Stain Remover sobre el área, mezclando hasta obtener una solución acuosa poco espesa. Si la superficie es vertical, mezcle esta solución en un recipiente y aplique a la superficie previamente humedecida. Friegue a mano o con una pulidora de baja velocidad (300-750 RPM) usando una almohadilla blanca de nylon para fregar. Mantenga la superficie

humedecida durante todo el proceso de pulido. Quite la solución de Poultice Stain Remover con una esponja o toallas limpias y enjuague dos veces con agua limpia. Puede usar una aspiradora de residuos secos/líquidos. Seque la superficie con toallas secas y limpias o con una almohadilla de lana suave para dar brillo a la superficie. Enjuague con agua limpia y seque con toallas limpias

NOTA: Poultice Stain Remover es un excelente aditivo que realzará el poder limpiador de muchos de los limpiadores de Aqua Mix tales como Phosphoric Acid Substitute, Heavy Duty Tile & Grout Cleaner y Stone Deep Clean.

Cobertura

Aproximadamente 35 a 100 pies² (3 a 9 m²) por libra (0.45 kg) dependiendo de la dilución.

Manipulación y almacenamiento

- Cierre el envase firmemente después de cada uso
- Guarde el material en su envase original únicamente
- Almacene y use el producto a temperaturas que oscilen entre 40°F y 90°F (4°C y 32°C).

PRECAUCIÓN

PUEDA SER NOCIVO SI SE INGIERE. PUEDE IRRITAR OJOS Y PIEL. Use protección para la piel y los ojos. Contiene sulfato de bario y ácido silícico. Si entra en contacto con los ojos, enjuáguelos con agua durante al menos 15 minutos. Si entra en contacto con la piel, lave la zona afectada con agua y jabón. Si la irritación continúa, solicite atención médica. En caso de ingerirse, NO induzca el vómito. Solicite atención médica.

6. Disponibilidad y costo

Comuníquese con el fabricante o visite custombuildingproducts.com para obtener información acerca del costo y la disponibilidad del producto.

	CÓDIGO DE PRODUCTO	TAMAÑO	ENVASE
EE.UU.	010861	3/4 lb (0.34 kg)	Tarro
Canadá	C010861	3/4 lb (0.34 kg)	Tarro

7. Garantía Limitada del Producto

Custom Building Products garantiza al comprador original que el producto estará libre de defectos, tanto en material como en mano de obra, bajo condiciones de uso normal y apropiado, por un período de un año a partir de la fecha de la compra original. De acuerdo con esta garantía, la responsabilidad de Custom se limitará únicamente al reemplazo del producto.

Algunos estados, países o territorios no permiten la exclusión o limitación de daños incidentales o consecuentes, de modo que la limitación o exclusión mencionada podría no aplicarse en su caso particular. Esta garantía no cubrirá ningún producto que haya sido modificado de alguna manera o que no haya sido utilizado siguiendo las instrucciones impresas de Custom. Custom no extiende ninguna otra garantía, ni expresa ni implícita. Esta garantía le otorga derechos legales específicos y, a su vez, usted puede tener otros derechos que varían de un estado a otro o de un país/territorio a otro.

Para consultar los detalles y la información completa de la garantía, visite custombuildingproducts.com.

8. Mantenimiento

El producto correctamente instalado no requiere mantenimiento especial.

9. Servicios Técnicos

Para obtener asistencia técnica, comuníquese con Custom Building Products o visite custombuildingproducts.com.

10. Sistema de Archivo

Se puede obtener información adicional sobre el producto solicitándola directamente al fabricante.

Productos relacionados:

Aqua Mix® Sealer's Choice Gold - Rapid Cure Formula

AQUA MIX® SEALER & COATING REMOVER

1. Product Name

Aqua Mix® Sealer & Coating Remover

2. Manufacturer

Custom Building Products
13001 Seal Beach Blvd.
Seal Beach, CA 90740-2757
Customer Support: 800-272-8786
Technical Services: 800-282-8786
Fax: 800- 200-7765
Email: contactus@cbpmail.net
custombuildingproducts.com



3. Product Description

A non-flammable, multi-purpose stripper formulated to stay wet longer which gives the product time to remove most sealers, epoxy grout haze, urethane coatings, synthetic finishes, adhesives, and paints. Also dissolves deep-set stains and removes heavy grease buildup.

KEY FEATURES

- Effectively removes sealers, coatings and finishes
- Long dwell time ideal for tough projects
- Cleans deep-set stains, epoxy grout haze, adhesives & paint

AREAS OF USE

- Natural stone (such as granite, limestone, marble, slate, and travertine), ceramic, porcelain, grout, quarry, Saltillo, terra cotta, cement pavers, and masonry surfaces

LIMITATIONS

- Do not allow product to come in contact with any non-recommended surface
- Do not spray. Do not use on resinous synthetic agglomerates

4. Technical Data

- Complies with all Federal EPA and SCAQMD standards for VOC

TEST METHOD	TEST RESULTS
pH	8-10

5. Installation

METHODS

Application

STRIPPING:

Read entire label before using. SHAKE WELL before using. Sweep or vacuum surface. Apply a liberal amount of Sealer & Coating Remover to a small manageable area of up to 25 sq. ft. (2 M²). Spread with a mop, sponge, or brush. Allow product to dwell up to 1 hour without drying or until coating or residue softens. Do not allow Sealer & Coating Remover to dry on surface - if Remover starts to dry, add more to ensure surface is kept wet. Agitate with a scrub brush or scrub machine. Wipe up residue with clean, absorbent white cotton towels or sponge. A wet-dry vacuum may be used. Removal of thick coatings or residue may require several applications - repeat steps 3 through 7 if coating is still on surface. Rinse thoroughly with clean water. Ready for surface traffic in 1 hour or after fumes have dissipated. Allow at least 24-hour drying time before applying Aqua Mix sealers and floor finishes.

EPOXY GROUT HAZE REMOVAL:

Read entire label before using. SHAKE WELL before using. Apply a minimal amount of Sealer & Coating Remover (just enough to make the surface damp) to a small manageable area of up to 25 sq. ft. (2 M²). Spread with a mop, sponge, or brush. Lightly agitate surface with a scrub brush until haze is removed.

For large commercial installations, a white pad may be used with a scrub machine. Mop up dirty solution. Rinse thoroughly with clean water. Ready for surface traffic in 1 hour or after fumes have dissipated. Allow at least 24-hour drying time before applying Aqua Mix sealers and floor finishes.

Coverage

Approximately 75 to 200 sq. ft. (7 M² to 20 M²) per gallon (3.78 L).

Handling and Storage

- Close container after each use
- Store in original container only
- Store and use out of direct sunlight and in temperatures between 50 °F and 80 °F (10 °C and 27 °C)
- In case of spillage absorb with sawdust, sand, or clay litter
- Dispose of residue or any unused leftover product in accordance with applicable federal, state, and local regulations

CAUTION

MAY BE HARMFUL IF SWALLOWED. MAY IRRITATE EYES AND SKIN. Wear skin and eye protection. Contains 2-butoxyethanol, ethyl 3-ethoxypropionate, and tripropylene glycol monomethyl ether. If in eyes, flush with water for at least 15 minutes. If on skin, wash with soap and water. If irritation persists, seek medical attention. If swallowed, DO NOT induce vomiting. Seek medical attention.

6. Availability & Cost

Contact the manufacturer or visit custombuildingproducts.com for information about product cost and availability.

	ITEM CODE	SIZE	PACKAGE
USA	010262-4	1 Qt. (946 ml)	Bottle
USA	010263	1 Gal. (3.78 L)	Bottle
USA	010264*	5 Gal. (19 L)	Pail
Canada	C010262-4	1 Qt. (946 ml)	Bottle
Canada	C010263	1 Gal. (3.78 L)	Bottle

*Indicates a special order item.

7. Limited Product Warranty

Custom Building Products warrants to the original consumer purchaser that its product shall be free from defects in material and workmanship under normal and proper usage for a period of one year following the date of original purchase. Custom’s sole liability under this warranty shall be limited to the replacement of the product. Some states, countries or territories do not allow the exclusion or limitation of incidental or consequential damages, so the above limitation or exclusion may not apply to you. This warranty will not extend to any product which has been modified in any way or which has not been used in accordance with Custom’s printed instructions. Custom makes no other warranties either expressed or implied. This warranty gives you specific legal rights, and you may have other rights that vary from state to state or from one country/territory to another.

For details and complete warranty information, visit custombuildingproducts.com

8. Maintenance

Properly installed product requires no special maintenance.

9. Technical Services

For technical assistance contact Custom Building Products or visit custombuildingproducts.com.

10. Filing Systems

Additional product information is available from the manufacturer upon request.

Related Products:

- Aqua Mix® Sealer's Choice Gold - Rapid Cure Formula
- Aqua Mix® High Gloss Sealer

REMOVEDOR DE SELLADORES Y REVESTIMIENTOS

1. Nombre del producto

Removedor de Selladores y Revestimientos

2. Fabricante

Custom Building Products
 13001 Seal Beach Blvd.
 Seal Beach, CA 90740-2757
 Atención al Cliente: 800-272-8786
 Asistencia Técnica: 800-282-8786
 Fax: 800-200-7765
 Correo electrónico: contactus@cbpmail.net
 custombuildingproducts.com



3. Descripción del producto

Sealer & Coating Remover de Aqua Mix es un disolvente multiuso no inflamable formulado para permanecer húmedo por más tiempo y permitir así que el producto pueda quitar la mayoría de los selladores, opacidades de boquillas epoxy, revestimientos de uretano, terminaciones sintéticas, adhesivos y pinturas. Además disuelve manchas profundas y quita acumulaciones excesivas de grasa.

CARACTERÍSTICAS PRINCIPALES

- Remueve eficazmente selladores, revestimientos y terminaciones
- Tiempo de asentamiento prolongado, ideal para proyectos difíciles
- Limpia manchas profundas, opacidades de boquilla epoxy, adhesivos y pintura

ÁREAS DE USO

- Piedra natural (tal como granito, caliza, mármol, pizarra y travertino), cerámica, porcelana, boquillas, baldosas de gran espesor, saltillo, terracota, adoquines de cemento y superficies de albañilería

LIMITACIONES

- No permita que el producto entre en contacto con superficies no recomendadas
- No aplique con rociador. No use el producto sobre aglomerados con resina sintética

4. Datos técnicos

MÉTODO DE PRUEBA	RESULTADOS DE LA PRUEBA
pH	8-10

5. Instalación

MÉTODOS

Aplicación

PARA USAR COMO DISOLVENTE:

Lea toda la etiqueta antes de usar el producto. AGITE BIEN antes de usar. Barra o aspire la superficie. Aplique una cantidad generosa de Sealer & Coating Remover sobre un área de tamaño razonable, de hasta 25 pies² (2 m²). Esparza el producto con un trapeador, esponja o pincel. Permita que el producto se asiente hasta un máximo de 1 hora sin secarse o hasta que el revestimiento o el residuo se ablanden. No permita que Sealer & Coating Remover se seque sobre la superficie - si el producto comienza a secarse, añada más para asegurarse de mantener húmeda la superficie. Friegue con un cepillo para fregar o una máquina fregadora. Quite el residuo con una esponja limpia o toallas absorbentes de algodón blanco. Puede usar una aspiradora de residuos secos/líquidos. Podrían necesitarse varias aplicaciones del producto para quitar residuos o revestimientos densos - repita los pasos 3 a 7 si el revestimiento aún permanece en la superficie. Enjuague a fondo con agua limpia. Permita la circulación después de 1 hora o después de que los vapores se hayan disipado. Espere al menos 24 horas para que el material se seque antes de aplicar terminaciones para pisos y selladores AQUA MIX..

PARA QUITAR OPACIDADES DE BOQUILLA EPOXY:

Lea toda la etiqueta antes de usar el producto. AGITE BIEN antes de usar. Aplique una cantidad mínima de Sealer & Coating Remover (lo suficiente para humedecer la superficie) sobre un área de tamaño razonable, de hasta 25 pies² (2 m²). Esparza el producto con un trapeador, esponja o pincel. Friegue la superficie levemente con un cepillo para fregar hasta quitar la opacidad.

Para instalaciones comerciales grandes, puede usar una almohadilla blanca con una máquina fregadora.

Quite la solución sucia con un trapeador. Enjuague a fondo con agua limpia. Permita la circulación después de 1 hora o después de que los vapores se hayan disipado. Guarde al menos 24 horas para que el material se seque antes de aplicar terminaciones para pisos y selladores AQUA MIX.

Cobertura

Aproximadamente 75 a 200 pies² (7 a 20 m²) por galón (3.8 L).

Manipulación y almacenamiento

- Cierre el envase después de cada uso
- Guarde el material en su envase original únicamente
- Almacene y use el producto lejos de la luz directa del sol y a temperaturas que oscilen entre 50°F y 80°F (10°C y 27°C)
- En caso de derrame, absorba con aserrín, arena o arcilla higiénica para mascotas
- Deseche el material usado y todo resto del producto sin usar, de acuerdo con los requerimientos federales, estatales y locales aplicables

PRECAUCIÓN

PUEDA SER NOCIVO SI SE INGIERE. PUEDE IRRITAR OJOS Y PIEL. Use protección para la piel y los ojos. Contiene 2-butoxietanol, 3-etoxipropionato de etilo y éter monometílico de tripropilenglicol. Si entra en contacto con los ojos, enjuáguelos con agua durante al menos 15 minutos. Si entra en contacto con la piel, lave la zona afectada con agua y jabón. Si la irritación continúa, solicite atención médica. En caso de ingerirse, NO induzca el vómito. Solicite atención médica.

6. Disponibilidad y costo

Comuníquese con el fabricante o visite custombuildingproducts.com para obtener información acerca del costo y la disponibilidad del producto.

	CÓDIGO DE PRODUCTO	TAMAÑO	ENVASE
EE.UU.	010262-4	1 cuarto de galón (946 ml)	Botella
EE.UU.	010263	1 galón (3.8 L)	Botella
EE.UU.	010264*	5 galones (19 L)	Cubeta
Canadá	C010262-4	1 cuarto de galón (946 ml)	Botella
Canadá	C010263	1 galón (3.8 L)	Botella

*Indica un artículo por orden especial.

7. Garantía Limitada del Producto

Custom Building Products garantiza al comprador original que el producto estará libre de defectos, tanto en material como en mano de obra, bajo condiciones de uso normal y apropiado, por un período de un año a partir de la fecha de la compra original. De acuerdo con esta garantía, la responsabilidad de Custom se limitará únicamente al reemplazo del producto. Algunos estados, países o territorios no permiten la exclusión o limitación de daños incidentales o consecuentes, de modo que la limitación o exclusión mencionada podría no aplicarse en su caso particular. Esta garantía no cubrirá ningún producto que haya sido modificado de alguna manera o que no haya sido utilizado siguiendo las instrucciones impresas de Custom. Custom no extiende ninguna otra garantía, ni expresa ni implícita. Esta garantía le otorga derechos legales específicos y, a su vez, usted puede tener otros derechos que varían de un estado a otro o de un país/territorio a otro.

Para consultar los detalles y la información completa de la garantía, visite custombuildingproducts.com.

8. Mantenimiento

El producto correctamente instalado no requiere mantenimiento especial.

9. Servicios Técnicos

Para obtener asistencia técnica, comuníquese con Custom Building Products o visite custombuildingproducts.com.

10. Sistema de Archivo

Se puede obtener información adicional sobre el producto solicitándola directamente al fabricante.

Productos relacionados:

Aqua Mix® Sealer's Choice Gold - Rapid Cure Formula High-Gloss Sealer

AQUA MIX® SULFAMIC ACID CRYSTALS

1. Product Name

Aqua Mix® Sulfamic Acid Crystals

2. Manufacturer

Custom Building Products
 13001 Seal Beach Blvd.
 Seal Beach, CA 90740-2757
 Customer Support: 800-272-8786
 Technical Services: 800-282-8786
 Fax: 800- 200-7765
 Email: contactus@cbpmail.net
 custombuildingproducts.com



3. Product Description

A granular sulfamic acid to be dissolved in water. Removes cured grout and mortar haze, rust and mineral deposits including efflorescence.

KEY FEATURES

- Removes cured grout and mortar haze
- Dissolves rust stains, efflorescence and other mineral deposits

AREAS OF USE

- Acid resistant natural stone, ceramic, porcelain, quarry and grout

LIMITATIONS

- Do not allow product to come in contact with any non-recommended surface
- Do not mix with ammoniated cleaners, such as bleach, as harmful fumes will result
- Not recommended for highly porous tile such as Saltillo
- Acids of all kinds may etch, lighten, or change the color of cementitious material, metallic glazes and stones containing calcium, such as marble and other acid sensitive stone

4. Technical Data

- Complies with all Federal EPA and SCAQMD standards for VOC

TEST METHOD	TEST RESULTS
pH when mixed	2-3

5. Installation

METHODS

Application

Read entire label before using. Allow newly grouted installation to cure a minimum of 10 days. Sweep, vacuum, or wipe surface.

Mix Sulfamic Acid Crystals as follows:

LIGHT TO NORMAL CLEANING:

Mix 1/2 cup (150 g) of Crystals to 1 gallon of water. Mix Crystals until dissolved.

HEAVY-DUTY CLEANING:

Mix 3/4 cup (225 g) of Crystals to 1 gallon of water. Mix Crystals until dissolved. Pre-wet surface with water. Apply solution with mop or sponge. Allow to dwell 1 to 2 minutes. Agitate with white nylon scrub pad or scrub brush. Do not allow solution to dry on surface. Rinse thoroughly with clean water, agitating with white nylon scrub pad or brush to ensure removal of acid. Rinse again in the same manner to be sure acid is removed.

Coverage

Approximately 300 to 500 sq. ft. (28 M² to 46 M²) per gallon (3.78 L) depending on dilution.

Handling and Storage

- Close container tightly after each use
- Store in original container only
- Store in temperatures between 40°F and 90°F (4°C and 32°C)

CAUTION

CORROSIVE. CAUSES BURNS. HARMFUL IF SWALLOWED. Wear skin and eye protection. Do not breathe dust. Contains sulfamic acid. If in eyes, flush with water for at least 15 minutes. If on skin, wash with soap and water. If respiratory tract is irritated, remove to fresh air. If irritation persists, seek medical attention. If swallowed, DO NOT induce vomiting. Seek medical attention. KEEP OUT OF REACH OF CHILDREN

6. Availability & Cost

Contact the manufacturer or visit custombuildingproducts.com for information about product cost and availability.

	ITEM CODE	SIZE	PACKAGE
USA	050231	1 Lb. (.45 kg)	Jar
USA	050233	4 Lb. (1.8 kg)	Jar
USA	050237*	50 Lb. (22.5 kg)	Pail
Canada	C050231	1 Lb. (.45 kg)	Jar

*Indicates a special order item.

7. Limited Product Warranty

Custom Building Products warrants to the original consumer purchaser that its product shall be free from defects in material and workmanship under normal and proper usage for a period of one year following the date of original purchase. Custom’s sole liability under this warranty shall be limited to the replacement of the product. Some states, countries or territories do not allow the exclusion or limitation of incidental or consequential damages, so the above limitation or exclusion may not apply to you. This warranty will not extend to any product which has been modified in any way or which has not been used in accordance with Custom’s printed instructions. Custom makes no other warranties either expressed or implied. This warranty gives you specific legal rights, and you may have other rights that vary from state to state or from one country/territory to another.

For details and complete warranty information, visit custombuildingproducts.com

8. Maintenance

Properly installed product requires no special maintenance.

9. Technical Services

For technical assistance contact Custom Building Products or visit custombuildingproducts.com.

10. Filing Systems

Additional product information is available from the manufacturer upon request.

Related Products:

Aqua Mix® Grout Sealer

CRISTALES DE ÁCIDO SULFÁMICO

1. Nombre del producto

Cristales de Ácido Sulfámico

2. Fabricante

Custom Building Products
 13001 Seal Beach Blvd.
 Seal Beach, CA 90740-2757
 Atención al Cliente: 800-272-8786
 Asistencia Técnica: 800-282-8786
 Fax: 800-200-7765
 Correo electrónico: contactus@cbpmail.net
 custombuildingproducts.com



3. Descripción del producto

Sulfamic Acid Crystals de Aqua Mix son cristales o gránulos de ácido sulfámico que se disuelven en agua. Este producto quita opacidades de mortero y boquillas curadas, óxido y depósitos minerales, incluyendo eflorescencias.

CARACTERÍSTICAS PRINCIPALES

- Quita opacidades de mortero y boquillas curadas
- Disuelve manchas de óxido, eflorescencias y otros depósitos minerales

ÁREAS DE USO

- Piedras naturales, cerámica, porcelana, baldosas de gran espesor y boquillas resistentes a los ácidos

LIMITACIONES

- No permita que el producto entre en contacto con superficies no recomendadas
- No mezcle con limpiadores con amoníaco, tal como un blanqueador, dado que se producirían vapores dañinos
- No se recomienda usar sobre baldosas altamente porosas como el saltillo
- Los ácidos de cualquier tipo pueden marcar, aclarar o cambiar el color de materiales a base de cemento, vidriados metálicos y piedras que contengan calcio, tales como mármoles y otras piedras sensibles a los ácidos

4. Datos técnicos

MÉTODO DE PRUEBA	RESULTADOS DE LA PRUEBA
pH al mezclarse	2-3

5. Instalación

MÉTODOS

Aplicación

Lea toda la etiqueta antes de usar el producto. Permita que la boquilla recientemente aplicada cure durante un mínimo de 10 días. Barra, aspire o pase un paño sobre la superficie.

Mezcle Sulfamic Acid Crystals de la siguiente manera: **LIMPIEZA LIGERA A NORMAL:** Mezcle ½ taza (150 g) de cristales con 1 galón de agua. Mezcle los cristales hasta que se disuelvan. **LIMPIEZA PROFUNDA:** Mezcle ¾ taza (225 g) de cristales con 1 galón de agua. Mezcle los cristales hasta que se disuelvan. Humedezca previamente la superficie con agua. Aplique la solución con un trapeador o esponja. Deje que el producto se asiente durante 1 a 2 minutos. Friegue con un cepillo para fregar o con una almohadilla blanca de nylon para fregar. No permita que la solución se seque sobre la superficie. Enjuague a fondo con agua limpia, fregando con una almohadilla blanca de nylon para fregar o con un cepillo para asegurarse de quitar el ácido. Enjuague nuevamente de la misma manera para asegurarse de quitar el ácido.

Cobertura
Aproximadamente 300 a 500 pies² (28 a 46 m²) por galón (3.8 L) dependiendo de la dilución.

Manipulación y almacenamiento

- Cierre el envase firmemente después de cada uso
- Guarde el material en su envase original únicamente
- Almacene el producto a temperaturas que oscilen entre 40°F y 90°F (4°C y 32°C)

PRECAUCIÓN

CORROSIVO. CAUSA QUEMADURAS. NOCIVO SI SE INGIERE. Use protección para la piel y los ojos. No aspire el polvo. Contiene ácido sulfámico. Si entra en contacto con los ojos, enjuáguelos con agua durante al menos 15 minutos. Si entra en contacto con la piel, lave la zona afectada con agua y jabón. Si las vías respiratorias están irritadas, trasládese al aire fresco. Si la irritación continúa, solicite atención médica. En caso de ingerirse, NO induzca el vómito. Solicite atención médica.

MANTENGA FUERA DEL ALCANCE DE LOS NIÑOS.

6. Disponibilidad y costo

Comuníquese con el fabricante o visite custombuildingproducts.com para obtener información acerca del costo y la disponibilidad del producto.

	CÓDIGO DE PRODUCTO	TAMAÑO	ENVASE
EE.UU.	050231	1 lb (0.45 kg)	Tarro
EE.UU.	050233	4 lb (1.8 kg)	Tarro
EE.UU.	050237*	50 lb (22.5 kg)	Cubeta
Canadá	C050231	1 lb (0.45 kg)	Tarro

*Indica un artículo por orden especial.

7. Garantía Limitada del Producto

Custom Building Products garantiza al comprador original que el producto estará libre de defectos, tanto en material como en mano de obra, bajo condiciones de uso normal y apropiado, por un período de un año a partir de la fecha de la compra original. De acuerdo con esta garantía, la responsabilidad de Custom se limitará únicamente al reemplazo del producto. Algunos estados, países o territorios no permiten la exclusión o limitación de daños incidentales o consecuentes, de modo que la limitación o exclusión mencionada podría no aplicarse en su caso particular. Esta garantía no cubrirá ningún producto que haya sido modificado de alguna manera o que no haya sido utilizado siguiendo las instrucciones impresas de Custom. Custom no extiende ninguna otra garantía, ni expresa ni implícita. Esta garantía le otorga derechos legales específicos y, a su vez, usted puede tener otros derechos que varían de un estado a otro o de un país/territorio a otro.

Para consultar los detalles y la información completa de la garantía, visite custombuildingproducts.com.

8. Mantenimiento

El producto correctamente instalado no requiere mantenimiento especial.

9. Servicios Técnicos

Para obtener asistencia técnica, comuníquese con Custom Building Products o visite custombuildingproducts.com.

10. Sistema de Archivo

Se puede obtener información adicional sobre el producto solicitándola directamente al fabricante.

Productos relacionados:

Aqua Mix® Grout Sealer (Sellador de Boquillas Aqua Mix®)

AQUA MIX® EX-TREME®

1. Product Name

Aqua Mix® Ex-Treme®

2. Manufacturer

Custom Building Products
13001 Seal Beach Blvd.
Seal Beach, CA 90740-2757
Customer Support: 800-272-8786
Technical Services: 800-282-8786
Fax: 800- 200-7765
Email: contactus@cbpmail.net
custombuildingproducts.com

3. Product Description

A non-flammable, heavy-viscosity acidic cleaner designed to remove years of accumulated discoloration from air pollution or carbon build-up. Also stains from smoke, soot, red soil and rust. It is a safer alternative to traditional harsh acids.

USES

Unpolished natural stone, concrete pavers, masonry surfaces, ceramic, porcelain, grout, quarry, saltillo, terra cotta, and other acid resistant tile and stone.

LIMITATIONS

- Do not use on polished, acid-sensitive stone (such as marble and limestone)
- Do not allow product to come in contact with any non-recommended surface
- Do not mix with ammoniated cleaners, such as bleach, as harmful fumes will result
- Acids of all kinds may etch, lighten, or change the color of cementitious material, metallic glazes and some natural stones such as marble and limestone

4. Technical Data

- pH 2 – 3
- Complies with all Federal EPA and SCAQMD standards for VOC

5. Installation

PREPARATORY WORK

Test a Small Area
According to application instructions to determine desired results.



METHODS

Application

Read entire label before using. Remove loose debris. Pre-wet the surface with water and remove excess before applying solution.

Mix Ex-Treme as follows:

LIGHT BUILD-UP:

Mix 1 part cleaner to 4 parts water.

MODERATE BUILD-UP:

Mix 1 part cleaner to 2 parts water.

HEAVY BUILD-UP:

Use undiluted.

Liberally apply solution with paint roller, brush or sponge. Allow to dwell up to 30 minutes. **DO NOT ALLOW SOLUTION TO DRY ON SURFACE.** Apply additional solution if drying occurs. Agitate with scrub brush thoroughly rinse with clean water. For vertical surfaces a garden hose or high-pressure washer may be used to rinse area. Mop or wet vacuum up dirty solution. Heavy build-up may require additional applications and a longer dwell time.

Coverage

Approximately 200 to 1,000 sq. ft. (20 M² to 95 M²) per gallon (3.78 L) depending on dilution.

Handling and Storage

- Close container tightly after each use.
- Store in original container only.
- Store in and use in temperatures between 40° F and 90° F (4° C and 32° C)

CAUTION

MAY BE HARMFUL IF SWALLOWED. MAY IRRITATE EYES AND SKIN. Wear skin and eye protection. Contains glycol ether PNB, oxalic acid, and glycolic acid. If in eyes, flush with water for at least 15 minutes. If on skin, wash with soap and water. If irritation persists, seek medical attention. If swallowed, DO NOT induce vomiting. Seek medical attention. KEEP OUT OF REACH OF CHILDREN.

6. Availability & Cost

Contact the manufacturer or visit custombuildingproducts.com for information about product cost and availability.

	ITEM CODE	SIZE	PACKAGE
USA	100991*	1 gallon (3.78 L)	Bottle
Canada	C100991*	1 gallon (3.78 L)	Bottle

* Indicates a special order item.

7. Limited Product Warranty

Custom Building Products warrants to the original consumer purchaser that its product shall be free from defects in material and workmanship under normal and proper usage for a period of one year following the date of original purchase. Custom’s sole liability under this warranty shall be limited to the replacement of the product. Some states, countries or territories do not allow the exclusion or limitation of incidental or consequential damages, so the above limitation or exclusion may not apply to you. This warranty will not extend to any product which has been modified in any way or which has not been used in accordance with Custom’s printed instructions. Custom makes no other warranties either expressed or implied. This warranty gives you specific legal rights, and you may have other rights that vary from state to state or from one country/territory to another.

For details and complete warranty information, visit custombuildingproducts.com

8. Maintenance

Properly installed product requires no special maintenance.

9. Technical Services

For technical assistance contact Custom Building Products or visit custombuildingproducts.com.

10. Filing Systems

Additional product information is available from the manufacturer upon request.

Related Products:

Aqua Mix® Sealer’s Choice® Gold – Rapid Cure Formula

EX-TREME®

1. Nombre del producto

Ex-Treme®

2. Fabricante

Custom Building Products
13001 Seal Beach Blvd.
Seal Beach, CA 90740-2757

Atención al Cliente: 800-272-8786
Asistencia Técnica: 800-282-8786
Fax: 800-200-7765

Correo electrónico: contactus@cbpmail.net
custombuildingproducts.com

3. Descripción del producto

Ex-Treme® de Aqua Mix® es un limpiador ácido no inflamable y muy viscoso diseñado para quitar años de decoloración acumulada por la contaminación del aire o acumulación de carbono. También quita manchas de humo, hollín, tierra roja y óxido. Es una opción más segura que los ácidos fuertes tradicionales.

USOS

Piedras naturales sin pulir, adoquines de concreto, superficies de albañilería, cerámica, porcelana, boquilla, baldosas de gran espesor, saltillo, terracota y otros azulejos, baldosas y piedras resistentes a los ácidos.

LIMITACIONES

- No use sobre piedras pulidas sensibles a los ácidos (tales como mármol y caliza)
- No permita que el producto entre en contacto con superficies no recomendadas
- No mezcle con limpiadores con amoníaco, tal como el blanqueador, dado que se producirían vapores dañinos
- Los ácidos de cualquier tipo pueden marcar, aclarar o cambiar el color de materiales con cemento, vidriados metálicos y algunas piedras naturales, tales como mármol y caliza

4. Datos técnicos

- pH 2 – 3



5. Instalación

TRABAJO DE PREPARACIÓN

Realice una prueba en un área pequeña de acuerdo con las instrucciones de aplicación para determinar los resultados deseados

MÉTODOS

Aplicación

Lea toda la etiqueta antes de usar el producto. Quite los residuos sueltos. Moje previamente la superficie con agua y quite el exceso de agua antes de aplicar la solución.

Mezcle Ex-Treme de la siguiente manera:

ACUMULACIONES LIGERAS: Mezcle 1 parte de limpiador con 4 partes de agua.

ACUMULACIONES MODERADAS: Mezcle 1 parte de limpiador con 2 partes de agua.

ACUMULACIONES DENSAS: Use el producto puro, sin diluir.

Aplice la solución, en cantidad abundante, con un rodillo para pintar, pincel o esponja. Permita que el producto se asiente durante 30 minutos. NO PERMITA QUE LA SOLUCIÓN SE SEQUE SOBRE LA SUPERFICIE. Si se seca, aplique más solución. Friegue con un cepillo para fregar y enjuague a fondo con agua limpia. Para enjuagar superficies verticales, puede usar una manguera de jardín o una lavadora de alta presión. Quite la solución sucia con un trapeador o una aspiradora de líquidos. Las acumulaciones densas pueden requerir más aplicaciones y un tiempo de asentamiento más prolongado.

Cobertura

Aproximadamente 200 a 1,000 pies² (20 M² a 95 M²) por galón (3.8 L) dependiendo de la dilución.

Manipulación y almacenamiento

- Cierre el envase firmemente después de cada uso
- Guarde el producto en su envase original únicamente
- Almacene y use el producto a temperaturas que oscilen entre 40°F y 90°F (4°C y 32°C)

PRECAUCIÓN

PUEDE SER NOCIVO SI SE INGIERE. PUEDE IRRITAR OJOS Y PIEL. Use protección para la piel y los ojos. Contiene propilenglicol n-butil éter, ácido oxálico y ácido glicólico. Si entra en contacto con los ojos, enjuáguelos con agua durante al menos 15 minutos. Si entra en contacto con la piel, lave la zona afectada con agua y jabón. Si la irritación continúa, solicite atención médica. En caso de ingerirse, NO induzca el vómito. Solicite atención médica. MANTENGA FUERA DEL ALCANCE DE LOS NIÑOS.

6. Disponibilidad y costo

Comuníquese con el fabricante o visite custombuildingproducts.com para obtener información acerca del costo y la disponibilidad del producto.

	CÓDIGO DE PRODUCTO	TAMAÑO	ENVASE
EE.UU.	100991*	1 galón (3.8 L)	Botella
Canadá	C100991*	1 galón (3.8 L)	Botella

7. Garantía Limitada del Producto

Custom Building Products garantiza al comprador original que el producto estará libre de defectos, tanto en material como en mano de obra, bajo condiciones de uso normal y apropiado, por un período de un año a partir de la fecha de la compra original. De acuerdo con esta garantía, la responsabilidad de Custom se limitará únicamente al reemplazo del producto. Algunos estados, países o territorios no permiten la exclusión o limitación de daños incidentales o consecuentes, de modo que la limitación o exclusión mencionada podría no aplicarse en su caso particular. Esta garantía no cubrirá ningún producto que haya sido modificado de alguna manera o que no haya sido utilizado siguiendo las instrucciones impresas de Custom. Custom no extiende ninguna otra garantía, ni expresa ni implícita. Esta garantía le otorga derechos legales específicos y, a su vez, usted puede tener otros derechos que varían de un estado a otro o de un país/territorio a otro.

Para consultar los detalles y la información completa de la garantía, visite custombuildingproducts.com.

8. Maintenance

Adecuadamente producto instalado no requiere ningún mantenimiento especial.

9. Servicios Técnicos

Para obtener asistencia técnica, comuníquese con Custom Building Products o visite custombuildingproducts.com

10. Sistema de Archivo

Se puede obtener información adicional sobre el producto solicitándola directamente al fabricante.

Productos relacionados:

- Aqua Mix®
- Sealer's Choice® Gold Rapid Cure Formula

**STONE
RESTORATION
PRODUCTS**

AQUA MIX® KNOCKDOWN®

1. Product Name

Aqua Mix® KnockDown®

2. Manufacturer

Custom Building Products
13001 Seal Beach Blvd.
Seal Beach, CA 90740-2757
Customer Support: 800-272-8786
Technical Services: 800-282-8786
Fax: 800- 200-7765
Email: contactus@cbpmail.net
custombuildingproducts.com

3. Product Description

A non-acidic, honing powder that removes light surface scratches, moderate acid etching, and wear patterns and produces an even, flat, honed finish. It is excellent for safely honing polished marble, limestone, or travertine to a smooth honed surface where a honed, unpolished finish is desired.

USES

- Limestone, marble, and travertine

LIMITATIONS

- Do not allow product to come in contact with any non-recommended surface.
- Not intended for use as a pre-polish powder

4. Technical Data

- pH neutral (7 – 9)
- Complies with all Federal EPA and SCAQMD standards for VOC

5. Installation

PREPARATORY WORK

Test a Small Area

According to application instructions to determine desired results.

Equipment

- 175 to 300 RPM floor machine or hand polish machine
- Natural hair or synthetic fiber tan floor pads
- KnockDown®
- Protective plastic or blue painter's tape
- Spray bottle of water
- Wet vac
- Mop and bucket
- Squeegee



METHODS

Application

Read entire label before using. Test in a small inconspicuous area to determine desired results. Sweep or vacuum surface. Protect baseboards, carpet, etc. with protective plastic and/or blue painter's tape. Surface must be free of existing sealers or coatings. Liberally apply KnockDown to the stone surface. Add water to form a slurry. Refinish using a weighted floor machine fitted with a natural hair or synthetic fiber tan floor pad or use a hand polishing machine. If lippage is present, use two pads, double stacked. Keep slurry wet while buffing. Add KnockDown as needed. Harder stones will require a thicker slurry. Buff area until the desired level of hone has been achieved — squeegee slurry from a small area to check for desired results prior to removing slurry. Rinse well and use a wet vacuum to remove all excess compound.

Coverage

Approximately 100 to 200 sq. ft. (10 M² to 18 M²) per pound (.45 kg) depending on the hardness of the stone and method of application.

Handling and Storage

- Close container after each use.
- Store in original container only.
- Store in and use in temperatures between 40° F and 90° F (4° C and 32° C)

CAUTION

MAY BE HARMFUL IF SWALLOWED. MAY IRRITATE EYES AND SKIN. Wear skin and eye protection. Contains non-reactive mineral powders. If in eyes, flush with water for at least 15 minutes. If on skin, wash with soap and water. If irritation persists, seek medical attention. If swallowed, DO NOT induce vomiting. Seek medical attention. KEEP OUT OF REACH OF CHILDREN.

6. Availability & Cost

Contact the manufacturer or visit custombuildingproducts.com for information about product cost and availability.

	ITEM CODE	SIZE	PACKAGE
USA	100287	2 lb (.9 kg)	Bottle

7. Limited Product Warranty

Custom Building Products warrants to the original consumer purchaser that its product shall be free from defects in material and workmanship under normal and proper usage for a period of one year following the date of original purchase. Custom’s sole liability under this warranty shall be limited to the replacement of the product. Some states, countries or territories do not allow the exclusion or limitation of incidental or consequential damages, so the above limitation or exclusion may not apply to you. This warranty will not extend to any product which has been modified in any way or which has not been used in accordance with Custom’s printed instructions. Custom makes no other warranties either expressed or implied. This warranty gives you specific legal rights, and you may have other rights that vary from state to state or from one country/territory to another.

For details and complete warranty information, visit custombuildingproducts.com

8. Maintenance

Properly installed product requires no special maintenance.

9. Technical Services

For technical assistance contact Custom Building Products or visit custombuildingproducts.com.

10. Filing Systems

Additional product information is available from the manufacturer upon request.

KNOCKDOWN®

1. Nombre del producto

KnockDown®

2. Fabricante

Custom Building Products

13001 Seal Beach Blvd.

Seal Beach, CA 90740-2757

Atención al Cliente: 800-272-8786

Asistencia Técnica: 800-282-8786

Fax: 800-200-7765

Correo electrónico: contactus@cbpmail.net

custombuildingproducts.com

3. Descripción del producto

KnockDown® de Aqua Mix® es un polvo esmerilador no ácido que elimina rayas leves de la superficie, marcas moderadas de ácido y marcas de desgaste dejando una terminación uniforme, lisa y esmerilada. Es excelente para esmerilar sin problemas mármol, caliza o travertino pulidos hasta lograr una superficie lustrada y uniforme en la que se desee obtener una terminación esmerilada sin brillo.

USOS

- Caliza, mármol y travertino

LIMITACIONES

- No permita que el producto entre en contacto con superficies no recomendadas
- Este polvo no ha sido diseñado para aplicarse previamente al pulido

4. Datos técnicos

- pH neutro (7 - 9)

5. Instalación

TRABAJO DE PREPARACIÓN

Realice una prueba en un área pequeña de acuerdo con las instrucciones de aplicación para determinar los resultados deseados.

Materiales y herramientas

- Pulidora manual o pulidora para pisos de 175 a 300 RPM
- Discos pulidores color habano de fibra sintética o cerdas naturales
- KnockDown™
- Plástico protector o cinta azul de pintor
- Botella rociadora con agua
- Aspiradora de líquidos
- Trapeador y cubeta
- Escobilla para secar



MÉTODOS

Aplicación

Lea toda la etiqueta antes de usar el producto. Pruebe el producto en un área pequeña y oculta para determinar los resultados deseados. Barra o aspire la superficie. Proteja zócalos, alfombras, etc. con plástico protector y/o cinta azul de pintor. La superficie debe estar libre de selladores o revestimientos existentes. Aplique abundante cantidad de KnockDown a la superficie de la piedra. Agregue agua para formar una solución acuosa. Renueve la terminación con una pulidora para pisos con pesas, con disco pulidor color habano de fibra sintética o cerdas naturales, o use una pulidora manual. Si el piso está a desnivel, use dos discos apilados. Mantenga la solución húmeda mientras pasa la pulidora. Agregue KnockDown si fuera necesario. Las piedras más duras requerirán una solución más espesa. Pula el área hasta lograr el nivel de esmerilado deseado - con la escobilla para secar, seque la solución de un área pequeña para verificar que se hayan logrado los resultados deseados antes de quitar toda la solución. Enjuague bien y use una aspiradora de líquidos para quitar todo el exceso de material.

Cobertura

Aproximadamente 100 a 200 pies² (10 M² a 18 M²) por libra (0.45 kg) dependiendo de la dureza de la piedra y del método de aplicación.

Manipulación y almacenamiento

- Cierre el envase después de cada uso
- Guarde el producto en su envase original únicamente
- Almacene y use el producto a temperaturas que oscilen entre 40°F y 90°F (4°C y 32°C)

PRECAUCIÓN

PUEDE SER NOCIVO SI SE INGIERE. PUEDE IRRITAR OJOS Y PIEL. Use protección para la piel y los ojos. Contiene polvos minerales no reactivos. Si entra en contacto con los ojos, enjuáguelos con agua durante al menos 15 minutos. Si entra en contacto con la piel, lave la zona afectada con agua y jabón. Si la irritación continúa, solicite atención médica. En caso de ingerirse, NO induzca el vómito. Solicite atención médica. MANTENGA FUERA DEL ALCANCE DE LOS NIÑOS.

6. Disponibilidad y costo

Comuníquese con el fabricante o visite custombuildingproducts.com para obtener información acerca del costo y la disponibilidad del producto.

	CÓDIGO DE PRODUCTO	TAMAÑO	ENVASE
EE.UU.	100287	2 lb (0.9 kg)	Botella

7. Garantía Limitada del Producto

Custom Building Products garantiza al comprador original que el producto estará libre de defectos, tanto en material como en mano de obra, bajo condiciones de uso normal y apropiado, por un período de un año a partir de la fecha de la compra original. De acuerdo con esta garantía, la responsabilidad de Custom se limitará únicamente al reemplazo del producto. Algunos estados, países o territorios no permiten la exclusión o limitación de daños incidentales o consecuentes, de modo que la limitación o exclusión mencionada podría no aplicarse en su caso particular. Esta garantía no cubrirá ningún producto que haya sido modificado de alguna manera o que no haya sido utilizado siguiendo las instrucciones impresas de Custom. Custom no extiende ninguna otra garantía, ni expresa ni implícita. Esta garantía le otorga derechos legales específicos y, a su vez, usted puede tener otros derechos que varían de un estado a otro o de un país/territorio a otro.

Para consultar los detalles y la información completa de la garantía, visite custombuildingproducts.com.

8. Mantenimiento

Adecuadamente producto instalado no requiere ningún mantenimiento especial.

9. Servicios Técnicos

Para obtener asistencia técnica, comuníquese con Custom Building Products o visite custombuildingproducts.com.

10. Sistema de Archivo

Se puede obtener información adicional sobre el producto solicitándola directamente al fabricante.

AQUA MIX® RENUÉ®

1. Product Name

Aqua Mix® Renue®

2. Manufacturer

Custom Building Products
13001 Seal Beach Blvd.
Seal Beach, CA 90740-2757
Customer Support: 800-272-8786
Technical Services: 800-282-8786
Fax: 800- 200-7765
Email: contactus@cbpmail.net
custombuildingproducts.com

3. Product Description

A polishing cream that restores the shine of dull, etched, or lightly scratched polished natural stone. Easy to use - no machinery required.

KEY FEATURES

- Removes etches and light scratches
- Restores shine to dull surfaces
- Easy-to-use

AREAS OF USE

- Calcium-based polished natural stone (such as limestone, marble, and travertine) and cement-based terrazzo

LIMITATIONS

- Do not allow product to come in contact with any non-recommended surface
- May not be suitable for some green marbles
- Severely damaged or worn polished marble may require professional resurfacing
- Not intended for use on granite, porcelain, ceramic tile, or cultured marble
- For large floor surfaces, Aqua Mix Reviver® is recommended

4. Technical Data

- Complies with all Federal EPA and SCAQMD standards for VOC

TEST METHOD	TEST RESULTS
pH	3-5



5. Installation

METHODS

Application

Read entire label before using. SHAKE WELL before using. Surface must be clean, dry, and free existing surface coatings. Apply a small amount (tablespoon or less) of Renue directly onto etched or worn area. Use spray bottle to apply 1-2 squirts of water directly on Renue. Using a soft cotton or terry towel, buff Renue into worn or etched area until slurry becomes clear and nearly dry. Re-wet with water and polish dry completely with absorbent towel. Repeat process if necessary until desired results are achieved. A hand-held buffer with soft bonnet may be used for quicker results for larger areas.

Coverage

Approximately 200 sq. ft. (19 M²) per 8 oz (237 ml) bottle.

Handling and Storage

- Close container tightly after each use
- Store in original container only
- Store and use between temperatures of 40° F and 90° F (4° C and 32° C)

CAUTION

CORROSIVE. CAUSES BURNS HARMFUL IF SWALLOWED. Wear skin and eye protection. Do not breathe dust. Contains potassium oxalate. If in eyes, flush with water for at least 15 minutes. If on skin, wash with soap and water. If respiratory tract is irritated, remove to fresh air. If irritation persists, seek medical attention. If swallowed, DO NOT induce vomiting. Seek medical attention.

6. Availability & Cost

Contact the manufacturer or visit custombuildingproducts.com for information about product cost and availability.

	ITEM CODE	SIZE	PACKAGE
USA	100293	8 oz. (237 ml)	Bottle

7. Limited Product Warranty

Custom Building Products warrants to the original consumer purchaser that its product shall be free from defects in material and workmanship under normal and proper usage for a period of one year following the date of original purchase. Custom’s sole liability under this warranty shall be limited to the replacement of the product. Some states, countries or territories do not allow the exclusion or limitation of incidental or consequential damages, so the above limitation or exclusion may not apply to you. This warranty will not extend to any product which has been modified in any way or which has not been used in accordance with Custom’s printed instructions. Custom makes no other warranties either expressed or implied. This warranty gives you specific legal rights, and you may have other rights that vary from state to state or from one country/territory to another.

For details and complete warranty information, visit custombuildingproducts.com

8. Maintenance

Properly installed product requires no special maintenance.

9. Technical Services

For technical assistance contact Custom Building Products or visit custombuildingproducts.com.

10. Filing Systems

Additional product information is available from the manufacturer upon request.

Related Products:

- Aqua Mix® Reviver
- Aqua Mix® Knock Down

RENUÉ®

1. Nombre del producto

Renue®

2. Fabricante

Custom Building Products
 13001 Seal Beach Blvd.
 Seal Beach, CA 90740-2757
 Atención al Cliente: 800-272-8786
 Asistencia Técnica: 800-282-8786
 Fax: 800-200-7765
 Correo electrónico: contactus@cbpmail.net
custombuildingproducts.com

3. Descripción del producto

Renue® de Aqua Mix es una crema pulidora que restaura el brillo de superficies opacas, marcadas o ligeramente rayadas de piedras naturales pulidas. Es fácil de usar y no requiere el uso de maquinarias.

CARACTERÍSTICAS PRINCIPALES

- Quita marcas y rayas leves de la superficie
- Restaura el brillo de superficies opacas
- Fácil de usar

ÁREAS DE USO

- Piedras naturales pulidas, a base de calcio, (tales como caliza, mármol y travertino) y terrazo a base de cemento

LIMITACIONES

- No permita que el producto entre en contacto con superficies no recomendadas
- Podría no ser adecuado para ciertos mármoles verdes
- El mármol pulido que se encuentre severamente deteriorado o desgastado podría requerir un revestimiento profesional
- Este producto no está diseñado para usarse sobre granito, porcelana, azulejos o baldosas de cerámica ni mármol cultivado
- Para superficies de pisos grandes, se recomienda usar Reviver® de Aqua Mix.



4. Datos técnicos

MÉTODO DE PRUEBA	RESULTADOS DE LA PRUEBA
pH	3-5

5. Instalación

MÉTODOS

Aplicación

Lea toda la etiqueta antes de usar el producto. AGITE BIEN antes de usar. La superficie debe estar limpia, seca y libre de revestimientos existentes. Aplique una pequeña cantidad (una cuchara o menos) de Renue® directamente sobre el área marcada o desgastada. Con la botella rociadora, aplique 1 a 2 chorros de agua directamente sobre Renue®. Con una toalla de felpa o algodón suave, pase Renue en las áreas marcadas o desgastadas hasta que la solución acuosa se vuelva transparente y casi seca. Vuelva a mojar con agua y seque completamente con toallas absorbentes. De ser necesario, repita el proceso hasta obtener los resultados deseados. Puede usar una lustradora manual con almohadilla suave para obtener resultados más rápidos en áreas de mayor tamaño.

Cobertura

Aproximadamente 200 pies² (19 m²) por cada botella de 8 oz (237 ml).

Manipulación y almacenamiento

- Cierre el envase firmemente después de cada uso
- Guarde el material en su envase original únicamente
- Almacene y use el producto a temperaturas que oscilen entre 40°F y 90°F (4°C y 32°C)

PRECAUCIÓN

CORROSIVO. CAUSA QUEMADURAS. NOCIVO SI SE INGIERE. Use protección para la piel y los ojos. No aspire el polvo. Contiene oxalato de potasio. Si entra en contacto con los ojos, enjuáguelos con agua durante al menos 15 minutos. Si entra en contacto con la piel, lave la zona afectada con agua y jabón. Si las vías respiratorias están irritadas, trasládese al aire fresco. Si la irritación continúa, solicite atención médica. En caso de ingerirse, NO induzca el vómito. Solicite atención médica. .

6. Disponibilidad y costo

Comuníquese con el fabricante o visite custombuildingproducts.com para obtener información acerca del costo y la disponibilidad del producto.

	CÓDIGO DE PRODUCTO	TAMAÑO	ENVASE
EE.UU.	100293	8 oz (237 ml)	Botella

7. Garantía Limitada del Producto

Custom Building Products garantiza al comprador original que el producto estará libre de defectos, tanto en material como en mano de obra, bajo condiciones de uso normal y apropiado, por un período de un año a partir de la fecha de la compra original. De acuerdo con esta garantía, la responsabilidad de Custom se limitará únicamente al reemplazo del producto. Algunos estados, países o territorios no permiten la exclusión o limitación de daños incidentales o consecuentes, de modo que la limitación o exclusión mencionada podría no aplicarse en su caso particular. Esta garantía no cubrirá ningún producto que haya sido modificado de alguna manera o que no haya sido utilizado siguiendo las instrucciones impresas de Custom. Custom no extiende ninguna otra garantía, ni expresa ni implícita. Esta garantía le otorga derechos legales específicos y, a su vez, usted puede tener otros derechos que varían de un estado a otro o de un país/territorio a otro.

Para consultar los detalles y la información completa de la garantía, visite custombuildingproducts.com.

8. Mantenimiento

El producto correctamente instalado no requiere mantenimiento especial.

9. Servicios Técnicos

Para obtener asistencia técnica, comuníquese con Custom Building Products o visite custombuildingproducts.com.

10. Sistema de Archivo

Se puede obtener información adicional sobre el producto solicitándola directamente al fabricante.

Productos relacionados:

- Aqua Mix®
- Reviver
- Knock Down

AQUA MIX® REVIVER®

1. Product Name

Aqua Mix® Reviver®

2. Manufacturer

Custom Building Products
13001 Seal Beach Blvd.
Seal Beach, CA 90740-2757
Customer Support: 800-272-8786
Technical Services: 800-282-8786
Fax: 800- 200-7765
Email: contactus@cbpmail.net
custombuildingproducts.com

3. Product Description

A user friendly, highly effective, ready-mixed paste for polish restoration and maintenance of worn, calcium-based, polished stone.

USES

- Polished limestone, marble, travertine, and cement-based terrazzo.

LIMITATIONS

- Do not allow product to come in contact with any non-recommended surface
- May not be suitable for some green marbles
- Severely damaged or worn polished marble may require professional resurfacing
- Not intended for use on granite, porcelain, ceramic tile, or cultured marble

4. Technical Data

- Paste consistency
- pH 1-2
- Complies with all Federal EPA and SCAQMD standards for VOC

5. Installation

PREPARATORY WORK

Test a Small Area

According to application instructions to determine desired results.

Equipment

- 175 to 300 RPM floor machine or hand polish machine
- Natural hair or synthetic fiber tan floor pads
- Reviver
- Protective plastic or blue painter's tape
- Spray bottle of water
- Wet-dry vac
- Mop and bucket
- Squeegee



METHODS

Application

Read entire label before using. MIX WELL before using. Sweep or vacuum surface. Surface to be polished must be free of existing sealers or coatings. Protect baseboards, carpet, etc. with protective plastic and/or blue painter's tape. Wet an area no larger than 20 sq. ft. with clean water and place 2 tablespoons of Reviver in the center. Using a natural hair or synthetic fiber tan floor pad, work the area in a side-to-side motion with a 175 to 300 RPM floor machine. The consistency of the slurry should be fluid enough to achieve even coverage. If the slurry becomes too dry, add water as required. For large areas, work in small sections and be sure to overlap the sections to achieve an even polish. Continue until the required polish has been achieved - squeegee slurry from a small area to check for desired results prior to removing slurry. Use wet-dry vacuum to remove slurry and rinse thoroughly. Polish dry with a new polishing pad or cotton bonnet.
NOTE: An even higher shine can be achieved by using Marble Re-Polish.

Coverage

Approximately 200-300 sq. ft. (20-30 M²) per 1 lb (.45 kg).

Handling and Storage

- Close container after each use
- Polishing compound tends to settle/separate in storage. Mix contents well prior to and during use
- Store in original container only. Store and use in temperatures between 40° F and 90° F (4° C and 32° C).

CAUTION

CORROSIVE. CAUSES BURNS HARMFUL IF SWALLOWED. Wear skin and eye protection. Do not breathe dust. Contains potassium oxalate. If in eyes, flush with water for at least 15 minutes. If on skin, wash with soap and water. If respiratory tract is irritated, remove to fresh air. If irritation persists, seek medical attention. If swallowed, DO NOT induce vomiting. Seek medical attention. KEEP OUT OF REACH OF CHILDREN.

6. Availability & Cost

Contact the manufacturer or visit custombuildingproducts.com for information about product cost and availability.

	ITEM CODE	SIZE	PACKAGE
USA	100530	10 lb (4.54 kg)	Tub

7. Limited Product Warranty

Custom Building Products warrants to the original consumer purchaser that its product shall be free from defects in material and workmanship under normal and proper usage for a period of one year following the date of original purchase. Custom’s sole liability under this warranty shall be limited to the replacement of the product. Some states, countries or territories do not allow the exclusion or limitation of incidental or consequential damages, so the above limitation or exclusion may not apply to you. This warranty will not extend to any product which has been modified in any way or which has not been used in accordance with Custom’s printed instructions. Custom makes no other warranties either expressed or implied. This warranty gives you specific legal rights, and you may have other rights that vary from state to state or from one country/territory to another.

For details and complete warranty information, visit custombuildingproducts.com

8. Maintenance

Properly installed product requires no special maintenance.

9. Technical Services

For technical assistance contact Custom Building Products or visit custombuildingproducts.com.

10. Filing Systems

Additional product information is available from the manufacturer upon request.

Related Products:

Aqua Mix® Renue®

REVIVER®

1. Nombre del producto

Reviver®

2. Fabricante

Custom Building Products
13001 Seal Beach Blvd.
Seal Beach, CA 90740-2757
Atención al Cliente: 800-272-8786
Asistencia Técnica: 800-282-8786
Fax: 800-200-7765
Correo electrónico: contactus@cbpmail.net
custombuildingproducts.com



3. Descripción del producto

Reviver® de Aqua Mix es una pasta previamente mezclada, altamente eficaz y fácil de usar, para restaurar y mantener el pulido de piedras pulidas a base de calcio que se hayan desgastado.

USOS

- Terrazo a base de cemento, caliza, mármol y travertino pulidos

LIMITACIONES

- No permita que el producto entre en contacto con superficies no recomendadas
- Podría no ser adecuado para ciertos mármoles verdes
- El mármol pulido que se encuentre muy deteriorado o desgastado podría requerir un revestimiento profesional
- Este producto no ha sido diseñado para usarse sobre granito, porcelana, azulejos o baldosas de cerámica ni mármol cultivado

4. Datos técnicos

- Consistencia pastosa
- pH 1-2

5. Instalación

TRABAJO DE PREPARACIÓN

Realice una prueba en un área pequeña de acuerdo con las instrucciones de aplicación para determinar los resultados deseados.

Materiales y herramientas

- Pulidora manual o pulidora para pisos de 175 a 300 RPM
- Discos pulidores color habano de fibra sintética o cerdas naturales
- Reviver
- Plástico protector o cinta azul de pintor
- Botella rociadora con agua
- Aspiradora de residuos secos y líquidos
- Trapeador y cubeta
- Escobilla para secar

MÉTODOS

Aplicación

Lea toda la etiqueta antes de usar el producto. MEZCLE BIEN antes de usar. Barra o aspire la superficie. La superficie a pulir debe estar libre de selladores o revestimientos existentes. Proteja zócalos, alfombras, etc. con plástico protector y/o cinta azul de pintor. Moje con agua limpia un área no más grande que 20 pies cuadrados y coloque en el centro de dicha área dos cucharadas de Reviver. Trabaje en el área pasando de lado a lado una pulidora para pisos de 175 a 300 RPM con disco pulidor color habano de fibra sintética o cerdas naturales. La consistencia de la solución acuosa debe ser lo suficientemente líquida como para lograr una cobertura uniforme. Si la solución se seca demasiado, agregue tanta agua como sea necesario. Para áreas grandes, trabaje en secciones pequeñas y asegúrese de superponer las secciones para lograr un pulido uniforme. Continúe hasta lograr el pulido requerido – con la escobilla para secar, seque la solución de un área pequeña para verificar que se hayan logrado los resultados deseados antes de quitar toda la solución. Use una aspiradora de residuos secos y líquidos para quitar la solución y enjuague a fondo. Seque con una almohadilla de pulir o un paño de algodón nuevo.

NOTA: Se puede lograr un brillo aún más intenso usando Marble Re-Polish.

Cobertura

Aproximadamente 200 a 300 pies cuadrados (20 a 30 M²) por cada libra (0.45 kg).

Manipulación y almacenamiento

- Cierre el envase después de cada uso
- El compuesto de pulido tiende a asentarse/ separarse durante el almacenamiento. Mezcle bien el contenido antes de usarlo y durante su uso
- Guarde el producto en su envase original únicamente. Almacene y use el producto a temperaturas que oscilen entre 40°F y 90°F (4°C y 32°C)

PRECAUCIÓN

CORROSIVO. CAUSA QUEMADURAS SI SE INGIERE. Use protección para la piel y los ojos. No aspire el polvo. Contiene oxalato de potasio. Si entra en contacto con los ojos, enjuáguelos con agua durante al menos 15 minutos. Si entra en contacto con la piel, lave la zona afectada con agua y jabón. Si las vías respiratorias están irritadas, trasládese al aire fresco. Si la irritación continúa, solicite atención médica. En caso de ingerirse, NO induzca el vómito. Solicite atención médica. MANTENGA FUERA DEL ALCANCE DE LOS NIÑOS.

6. Disponibilidad y costo

Comuníquese con el fabricante o visite custombuildingproducts.com para obtener información acerca del costo y la disponibilidad del producto.

	CÓDIGO DE PRODUCTO	TAMAÑO	ENVASE
EE.UU.	100530	10 lb (4.54 kg)	Cubo

7. Garantía Limitada del Producto

Custom Building Products garantiza al comprador original que el producto estará libre de defectos, tanto en material como en mano de obra, bajo condiciones de uso normal y apropiado, por un período de un año a partir de la fecha de la compra original. De acuerdo con esta garantía, la responsabilidad de Custom se limitará únicamente al reemplazo del producto. Algunos estados, países o territorios no permiten la exclusión o limitación de daños incidentales o consecuentes, de modo que la limitación o exclusión mencionada podría no aplicarse en su caso particular. Esta garantía no cubrirá ningún producto que haya sido modificado de alguna manera o que no haya sido utilizado siguiendo las instrucciones impresas de Custom. Custom no extiende ninguna otra garantía, ni expresa ni implícita. Esta garantía le otorga derechos legales específicos y, a su vez, usted puede tener otros derechos que varían de un estado a otro o de un país/ territorio a otro.

Para consultar los detalles y la información completa de la garantía, visite custombuildingproducts.com.

8. Mantenimiento

Adecuadamente producto instalado no requiere ningún mantenimiento especial.

9. Servicios Técnicos

Para obtener asistencia técnica, comuníquese con Custom Building Products o visite custombuildingproducts.com.

10. Sistema de Archivo

Se puede obtener información adicional sobre el producto solicitándola directamente al fabricante.

Productos relacionados:

Aqua Mix® Renue®

GROUT COLORANTS

AQUA MIX® GROUT COLORANT PRE-TREAT CLEANER

1. Product Name

Aqua Mix® Grout Colorant Pre-Treat Cleaner

2. Manufacturer

Custom Building Products
13001 Seal Beach Blvd.
Seal Beach, CA 90740-2757
Customer Support: 800-272-8786
Technical Services: 800-282-8786
Fax: 800- 200-7765
Email: contactus@cbpmail.net
custombuildingproducts.com



3. Product Description

An effective ready-to-use cleaner designed to remove dirt, soil, soap scum and hard water deposits from grout joints. Prepares non-epoxy grout joints by lightly etching the surface for a superior Aqua Mix Grout Colorant bond.

KEY FEATURES

- Ensures a superior grout colorant bond
- Easy spray-on application
- Ideal for countertops, backsplashes, and showers

AREAS OF USE

- Sanded and un-sanded grout joints

LIMITATIONS

- Do not allow product to come in contact with any non-recommended surface
- Do not mix with ammoniated cleaners, such as bleach, as harmful fumes will result
- Not recommended on acid sensitive stone and metallic glazes. Will etch, lighten, or change the color of metallic glazes and some natural stones such as marble and limestone

4. Technical Data

- Complies with all Federal EPA and SCAQMD standards for VOC

TEST METHOD	TEST RESULTS
pH	1-2

5. Installation

METHODS

Application

Read entire label before using. Allow newly grouted installation to cure a minimum of 10 days. Sweep, vacuum or wipe surface to remove loose debris. Pre-wet surface with water. Spray Grout Colorant Pre-Treat Cleaner directly onto grout joints in manageable area of approximately 5 to 6 sq. ft. (0.5 M to 1 M). Allow to dwell 1 to 2 minutes. Scrub grout joints with nylon or natural-bristle scrub brush or white nylon scrub pad. Do not allow solution to dry on surface. Mop up dirty solution. Rinse thoroughly with clean water, agitating with white nylon scrub pad or brush to ensure removal of cleaning agents and acid. Completely dry surface with clean, dry absorbent towels. Allow a minimum of two hours drying time prior to applying Aqua Mix Grout Colorant. For preparing epoxy grout joints, use Aqua Mix Sealer & Coating Remover.

Coverage

Approximately 50 to 300 sq. ft. (5 M² to 28 M²) of tiled area per 8 oz. (237 ml).

Handling and Storage

- Close container tightly after each use
- Store in original container only
- Store and use between temperatures of 40° F and 90° F (4° C and 32° C)

CAUTION
 MAY BE HARMFUL IF SWALLOWED. MAY IRRITATE EYES AND SKIN. Wear skin and eye protection. Contains urea monohydrochloride. If in eyes, flush with water for at least 15 minutes. If on skin, wash with soap and water. If irritation persists, seek medical attention. If swallowed, DO NOT induce vomiting. Seek medical attention.

6. Availability & Cost

Contact the manufacturer or visit custombuildingproducts.com for information about product cost and availability.

	ITEM CODE	SIZE	PACKAGE
USA	010678	8 oz. (237 ml)	Bottle
Canada	C010678	8 oz. (237 ml)	Bottle

7. Limited Product Warranty

Custom Building Products warrants to the original consumer purchaser that its product shall be free from defects in material and workmanship under normal and proper usage for a period of one year following the date of original purchase. Custom’s sole liability under this warranty shall be limited to the replacement of the product. Some states, countries or territories do not allow the exclusion or limitation of incidental or consequential damages, so the above limitation or exclusion may not apply to you. This warranty will not extend to any product which has been modified in any way or which has not been used in accordance with Custom’s printed instructions. Custom makes no other warranties either expressed or implied. This warranty gives you specific legal rights, and you may have other rights that vary from state to state or from one country/territory to another.

For details and complete warranty information, visit custombuildingproducts.com

8. Maintenance

Properly installed product requires no special maintenance.

9. Technical Services

For technical assistance contact Custom Building Products or visit custombuildingproducts.com.

10. Filing Systems

Additional product information is available from the manufacturer upon request.

Related Products:

Aqua Mix® Grout Colorant

LIMPIADOR DE BOQUILLAS PREVIO A LA APLICACIÓN DE COLORANTE

1. Nombre del producto

Limpador de Boquillas previo a la Aplicación de Colorante

2. Fabricante

Custom Building Products
 13001 Seal Beach Blvd.
 Seal Beach, CA 90740-2757
 Atención al Cliente: 800-272-8786
 Asistencia Técnica: 800-282-8786
 Fax: 800-200-7765
 Correo electrónico: contactus@cbpmail.net
 custombuildingproducts.com



3. Descripción del producto

Grout Colorant Pre-Treat Cleaner de Aqua Mix® es un eficaz limpiador, listo para usar, diseñado para eliminar suciedad, tierra, residuos de jabón y depósitos de aguas duras de las juntas de boquilla. Prepara las juntas de boquillas no epoxy marcando levemente la superficie para lograr una adherencia superior del colorante Grout Colorant de Aqua Mix.

CARACTERÍSTICAS PRINCIPALES

- Asegura una adherencia superior del colorante de boquilla
- Se aplica fácilmente con rociador
- Ideal para encimeras, placas protectoras contra salpicaduras y duchas

ÁREAS DE USO

- Juntas de boquilla con o sin arena

LIMITACIONES

- No permita que el producto entre en contacto con superficies no recomendadas
- No mezcle con limpiadores con amoníaco, tal como el blanqueador, dado que se producirían vapores dañinos
- No se recomienda usar sobre vidriados metálicos o piedras sensibles a los ácidos. Este producto marcaría, aclararía o cambiaría el color de los vidriados metálicos y de algunas piedras naturales, tales como mármol y caliza

4. Datos técnicos

MÉTODO DE PRUEBA	RESULTADOS DE LA PRUEBA
pH	1-2

5. Instalación

MÉTODOS

Aplicación

Lea toda la etiqueta antes de usar el producto. Permita que la boquilla recientemente aplicada cure durante un mínimo de 10 días. Barra, aspire o pase un paño sobre la superficie para quitar cualquier residuo suelto. Humedezca previamente la superficie con agua. Rocíe Grout Colorant Pre-Treat Cleaner directamente sobre las juntas de boquilla en un área de tamaño razonable de aproximadamente 5 a 6 pies² (0.5 a 1 m²). Deje que el producto se asiente durante 1 a 2 minutos. Friegue las juntas de boquilla con cepillo para fregar de cerdas naturales o de nylon o con una almohadilla blanca de nylon para fregar. No permita que la solución se seque sobre la superficie. Quite la solución sucia con un trapeador. Enjuague a fondo con agua limpia, fregando con una almohadilla blanca de nylon para fregar o con un cepillo para asegurarse de quitar el ácido y los agentes de limpieza. Seque la superficie por completo con toallas limpias, secas y absorbentes. Deje secar un mínimo de dos horas antes de aplicar Grout Colorant de Aqua Mix. Para preparar juntas de boquilla epoxy, use Sealer & Coating Remover de Aqua Mix.

Cobertura

Aproximadamente 50 a 300 pies² (5 a 28 m²) del área embaldosada por cada 8 onzas (237 ml).

Manipulación y almacenamiento

- Cierre el envase firmemente después de cada uso
- Guarde el material en su envase original únicamente
- Almacene y use el producto a temperaturas que oscilen entre 40°F y 90°F (4°C y 32°C)

PRECAUCIÓN

PUEDE SER NOCIVO SI SE INGIERE. PUEDE IRRITAR OJOS Y PIEL. Use protección para la piel y los ojos. Contiene monohidrócloruro de urea. Si entra en contacto con los ojos, enjuáguelos con agua durante al menos 15 minutos. Si entra en contacto con la piel, lave la zona afectada con agua y jabón. Si la irritación continúa, solicite atención médica. En caso de ingerirse, NO induzca el vómito. Solicite atención médica.

6. Disponibilidad y costo

Comuníquese con el fabricante o visite custombuildingproducts.com para obtener información acerca del costo y la disponibilidad del producto.

	CÓDIGO DE PRODUCTO	TAMAÑO	ENVASE
EE.UU.	010678	8 oz (237 ml)	Botella
Canadá	C010678	8 oz (237 ml)	Botella

7. Garantía Limitada del Producto

Custom Building Products garantiza al comprador original que el producto estará libre de defectos, tanto en material como en mano de obra, bajo condiciones de uso normal y apropiado, por un período de un año a partir de la fecha de la compra original. De acuerdo con esta garantía, la responsabilidad de Custom se limitará únicamente al reemplazo del producto. Algunos estados, países o territorios no permiten la exclusión o limitación de daños incidentales o consecuentes, de modo que la limitación o exclusión mencionada podría no aplicarse en su caso particular. Esta garantía no cubrirá ningún producto que haya sido modificado de alguna manera o que no haya sido utilizado siguiendo las instrucciones impresas de Custom. Custom no extiende ninguna otra garantía, ni expresa ni implícita. Esta garantía le otorga derechos legales específicos y, a su vez, usted puede tener otros derechos que varían de un estado a otro o de un país/territorio a otro.

Para consultar los detalles y la información completa de la garantía, visite custombuildingproducts.com.

8. Mantenimiento

El producto correctamente instalado no requiere mantenimiento especial.

9. Servicios Técnicos

Para obtener asistencia técnica, comuníquese con Custom Building Products o visite custombuildingproducts.com.

10. Sistema de Archivo

Se puede obtener información adicional sobre el producto solicitándola directamente al fabricante.

Productos relacionados:

Aqua Mix® Grout Colorant

AQUA MIX® GROUT COLORANT

1. Product Name

Aqua Mix® Grout Colorant

2. Manufacturer

Custom Building Products
13001 Seal Beach Blvd.
Seal Beach, CA 90740-2757
Customer Support: 800-272-8786
Technical Services: 800-282-8786
Fax: 800- 200-7765
Email: contactus@cbpmail.net
custombuildingproducts.com

3. Product Description

An easy-to-use waterborne epoxy that re-colors, seals and rejuvenates existing grout joints. Also simplifies ongoing grout cleaning.

USES

- Sanded, non-sanded and epoxy grout joints.
- Effective for interior and exterior applications.

LIMITATIONS

- Grout Colorant is not recommended for use under water in pools, ponds, or on areas subject to hydrostatic pressure
- Do not use solvent-based cleaners on re-colored grout joints
- Previously applied sealers, with the exception of Aqua Mix Penetrating Sealer, Aqua Mix Grout Sealer, Aqua Mix Pro-Solv®, Aqua Mix Ultra-Solv® or Aqua Mix Sealer's Choice Gold, must be removed to provide a bondable surface. Aqua Mix Sealer & Coating Remover is recommended for this procedure
- Porous tile may require sealing to ensure colorant is not absorbed into the tile

4. Technical Data

- Dries in 2 hours
- Excellent stain resistance
- Complies with all Federal EPA and SCAQMD standards for VOC

5. Installation

PREPARATORY WORK

Test a Small Area

According to application instructions, with a minimum 1-hour cure time to determine desired results.



METHODS

Application

Read entire label before using. SHAKE WELL before using. For new installations, Grout Colorant can be applied as soon as 48 hours after grouting. Grout joints must be clean, dry and free of existing sealers or coatings.

Prepare existing grout joints:

MOST TILE & STONE:

Use Aqua Mix Grout Colorant
Pre-Treat Cleaner or Aqua Mix Phosphoric
Acid Substitute.

ACID-SENSITIVE STONE:

Use Aqua Mix Heavy-Duty Tile & Grout Cleaner

EPOXY GROUT JOINTS:

Use Aqua Mix Sealer & Coating Remover.

If more than 1 bottle of a single color is to be used, mix the material together in a large container to ensure uniformity of color. If using Grout Colorant Applicator, pour Grout Colorant into Applicator bottle and apply a bead onto grout joint. Spread evenly using the Applicator Brush or toothbrush, working Grout Colorant into joint using a back-and-forth motion. Thin, even coats should be applied, limiting the amount of Grout Colorant that gets on the tile. If going from a dark to light grout color, more than 1 application may be necessary with a minimum 2-hour drying time between coats. After Grout Colorant has dried 1 or more hours (never more than 12 hours), lightly mist surface with water and let stand 5 minutes. Remove excess Grout Colorant from surface of tile using water and a white nylon scrub pad. Ready for surface traffic in 2 hours. Keep area dry for at least 24 hours. Avoid direct scrubbing on grout joints for 20 days to allow a full cure. Clean applicator tools with water after each use.

Coverage

Approximately 50 to 300 sq. ft. (5 M² to 28 M²) per 8-oz (237 ml) bottle depending on width and porosity of grout joint, size of tile, and method of application.

Expected Wear Up To 15 Years

Will vary depending on hardness and texture of surface, type of area, surface wear, frequency, and type of maintenance products used. Weather conditions, harsh cleaning methods and high-alkaline, acidic or solvent-based cleaners will affect wear.

Handling and Storage

- Close container after each use.
- Store in original container only.
- Use in temperatures between 50° F and 80° F (10° C and 27° C).

CAUTION

MAY BE HARMFUL IF SWALLOWED. MAY IRRITATE EYES AND SKIN. Wear skin and eye protection. Contains styrene-acrylic copolymer. If in eyes, flush with water for at least 15 minutes. If on skin, wash with soap and water. If irritation persists, seek medical attention. If swallowed, DO NOT induce vomiting. Seek medical attention. KEEP OUT OF REACH OF CHILDREN.

6. Availability & Cost

Contact the manufacturer or visit custombuildingproducts.com for information about product cost and availability.

	ITEM CODE	COLOR	SIZE	PKG
USA	063001	White	8 oz (237 ml)	Bottle
USA	063002	Antique White	8 oz (237 ml)	Bottle
USA	063003	Linen White	8 oz (237 ml)	Bottle
USA	063004	Navajo	8 oz (237 ml)	Bottle
USA	063005	Buff	8 oz (237 ml)	Bottle
USA	063006	Sand	8 oz (237 ml)	Bottle
USA	063007	Beige	8 oz (237 ml)	Bottle
USA	063008	Wheat	8 oz (237 ml)	Bottle
USA	063009	Cinnamon	8 oz (237 ml)	Bottle
USA	063010	Cocoa	8 oz (237 ml)	Bottle
USA	063011	Light Gray	8 oz (237 ml)	Bottle
USA	063014	Black	8 oz (237 ml)	Bottle
USA	063015	Bright White	8 oz (237 ml)	Bottle
USA	063016	Canvas	8 oz (237 ml)	Bottle
USA	063017	Smoke	8 oz (237 ml)	Bottle
USA	063021	Silver	8 oz (237 ml)	Bottle
USA	063022	Natural Gray	8 oz (237 ml)	Bottle
USA	063023	Pewter	8 oz (237 ml)	Bottle
USA	063024	Charcoal Gray	8 oz (237 ml)	Bottle
USA	063025	Pure White	8 oz (237 ml)	Bottle

Canada	C063001	White	8 oz (237 ml)	Bottle
Canada	C063002*	Antique White	8 oz (237 ml)	Bottle
Canada	C063003	Linen White	8 oz (237 ml)	Bottle
Canada	C063004*	Navajo	8 oz (237 ml)	Bottle
Canada	C063005*	Buff	8 oz (237 ml)	Bottle
Canada	C063006*	Sand	8 oz (237 ml)	Bottle
Canada	C063007*	Beige	8 oz (237 ml)	Bottle
Canada	C063008	Wheat	8 oz (237 ml)	Bottle
Canada	C063009*	Cinnamon	8 oz (237 ml)	Bottle
Canada	C063010	Cocoa	8 oz (237 ml)	Bottle
Canada	C063011	Light Gray	8 oz (237 ml)	Bottle
Canada	C063014	Black	8 oz (237 ml)	Bottle
Canada	C063015*	Bright White	8 oz (237 ml)	Bottle
Canada	C063016	Canvas	8 oz (237 ml)	Bottle
Canada	C063017*	Smoke	8 oz (237 ml)	Bottle
Canada	C063021*	Silver	8 oz (237 ml)	Bottle
Canada	C063022	Natural Gray	8 oz (237 ml)	Bottle
Canada	C063023*	Pewter	8 oz (237 ml)	Bottle
Canada	C063024	Charcoal Gray	8 oz (237 ml)	Bottle
Canada	C063025	Pure White	8 oz (237 ml)	Bottle

*Indicates a special order item.

7. Limited Product Warranty

Custom Building Products warrants to the original consumer purchaser that its product shall be free from defects in material and workmanship under normal and proper usage for a period of one year following the date of original purchase. Custom’s sole liability under this warranty shall be limited to the replacement of the product. Some states, countries or territories do not allow the exclusion or limitation of incidental or consequential damages, so the above limitation or exclusion may not apply to you. This warranty will not extend to any product which has been modified in any way or which has not been used in accordance with Custom’s printed instructions. Custom makes no other warranties either expressed or implied. This warranty gives you specific legal rights, and you may have other rights that vary from state to state or from one country/territory to another.

For details and complete warranty information, visit custombuildingproducts.com

8. Maintenance

Properly installed product requires no special maintenance.

9. Technical Services

For technical assistance contact Custom Building Products or visit custombuildingproducts.com.

10. Filing Systems

Additional product information is available from the manufacturer upon request.

Related Products:

Aqua Mix® AquaKleen™

COLORANTE PARA BOQUILLAS

1. Nombre del producto

Colorante para Boquillas

2. Fabricante

Custom Building Products

13001 Seal Beach Blvd.

Seal Beach, CA 90740-2757

Atención al Cliente: 800-272-8786

Asistencia Técnica: 800-282-8786

Fax: 800-200-7765

Correo electrónico: contactus@cbpmail.net

custombuildingproducts.com



3. Descripción del producto

Grout Colorant de Aqua Mix® es un epoxy a base de agua, fácil de usar, que tiñe, sella y rejuvenece las juntas de boquilla existentes. Además simplifica la limpieza periódica de la boquilla. Las fórmulas Build Green de Aqua Mix con bajo contenido de VOC (Compuestos Orgánicos Volátiles) ayudan a proveer una mejor calidad de aire, tanto en interiores como en exteriores, en comparación con productos tradicionales similares. 55 gramos de VOC por litro de material.

USOS

- Juntas de boquilla epoxy y de boquillas con o sin arena
- Eficaz para aplicaciones interiores y exteriores

LIMITACIONES

- No se recomienda usar Grout Colorant para superficies que se encuentran bajo el agua, tal como en albercas o estanques, ni en áreas sujetas a presión hidrostática
- No emplee limpiadores a base de solvente sobre juntas de boquilla teñidas
- Los selladores previamente aplicados, a excepción de Penetrating Sealer, Grout Sealer, Pro-Solv™, Ultra-Solv™ o Sealer's Choice Gold de Aqua Mix, deben quitarse para poder ofrecer una superficie adherente. Para este procedimiento, se recomienda usar Sealer & Coating Remover de Aqua Mix.
- Podría ser necesario sellar azulejos y baldosas porosos para asegurar que no absorban el colorante.

4. Datos técnicos

- Se seca en 2 horas
- Excelente resistencia a las manchas

5. Instalación

TRABAJO DE PREPARACIÓN

Realice una prueba en un área pequeña

De acuerdo con las instrucciones de aplicación, con un tiempo de curado mínimo de 1 hora para determinar los resultados deseados.

MÉTODOS

Aplicación

Lea toda la etiqueta antes de usar el producto. AGITE BIEN antes de usar. Para nuevas instalaciones, Grout Colorant puede aplicarse apenas hayan transcurrido 48 horas de la aplicación de la boquilla. Las juntas de boquilla deben estar limpias, secas y libres de selladores o revestimientos existentes.

Prepare las juntas de boquilla existentes:

LA MAYORÍA DE AZULEJOS, BALDOSAS Y PIEDRAS: Use el limpiador Grout Colorant Pre-Treat Cleaner o Phosphoric Acid Substitute de Aqua Mix.

PIEDRAS SENSIBLES A LOS ÁCIDOS: Use el limpiador Heavy Duty Tile & Grout Cleaner de Aqua Mix.

JUNTAS DE BOQUILLA EPOXY: Use Sealer & Coating Remover de Aqua Mix.

Si debe utilizar más de 1 botella de un solo color, mezcle todo el material en un recipiente grande para asegurarse de lograr un color uniforme. Si usa el aplicador de Grout Colorant, vierta Grout Colorant en la botella aplicadora y aplique una gota en la junta de boquilla. Esparza el colorante en forma pareja pasando el cepillo aplicador o un cepillo de dientes, de un extremo al otro de la junta, para permitir que Grout Colorant penetre en la boquilla. Debe aplicar capas delgadas y uniformes, limitando la cantidad de Grout Colorant que entra en contacto con el azulejo o baldosa. Si está pasando de un color oscuro a uno claro, es posible que necesite realizar más de 1 aplicación con un tiempo de secado mínimo de 2 horas entre capa y capa. Una vez que Grout Colorant se haya secado por 1 hora o más (nunca más de 12 horas), rocíe levemente la superficie con agua y deje reposar durante 5 minutos. Quite el exceso de Grout Colorant de la superficie del revestimiento usando agua y una almohadilla blanca de nylon para fregar. La superficie estará lista para la circulación en 2 horas. Mantenga el área seca durante por lo menos 24 horas. Evite fregar directamente sobre las juntas de boquilla durante 20 días para permitir un curado completo. Limpie las herramientas de aplicación con agua después de cada uso.

Cobertura

Aproximadamente 50 a 300 pies² (5 m² a 28 m²) por cada botella de 8 onzas (237 ml) dependiendo del ancho y porosidad de la junta de boquilla, el tamaño del azulejo o baldosa y el método de aplicación.

Desgaste Esperado Hasta 15 Años

Variará dependiendo de la dureza y textura de la superficie, tipo de área, desgaste de la superficie, frecuencia de empleo y tipo de productos de mantenimiento utilizados. Las condiciones climáticas, los métodos fuertes de limpieza y los limpiadores con alto contenido alcalino, con ácidos o a base de solvente aceleran el desgaste.

Manipulación y almacenamiento

- Cierre el envase después de cada uso
- Guarde el producto en su envase original únicamente
- Use el producto a temperaturas que oscilen entre 50°F y 80°F (10°C y 27°C)

PRECAUCIÓN

PUEDA SER NOCIVO SI SE INGIERE. PUEDE IRRITAR OJOS Y PIEL. Use protección para la piel y los ojos. Contiene copolímero estireno-acrílico. Si entra en contacto con los ojos, enjuáguelos con agua durante al menos 15 minutos. Si entra en contacto con la piel, lave la zona afectada con agua y jabón. Si la irritación continúa, solicite atención médica. En caso de ingerirse, NO induzca el vómito. Solicite atención médica. MANTENGA FUERA DEL ALCANCE DE LOS NIÑOS.

6. Disponibilidad y costo

Comuníquese con el fabricante o visite custombuildingproducts.com para obtener información acerca del costo y la disponibilidad del producto.

	ITEM CODE	COLOR	SIZE	PKG
EE.UU.	063001	White	8 oz (237 ml)	Bottle
EE.UU.	063002	Antique White	8 oz (237 ml)	Bottle
EE.UU.	063003	Linen White	8 oz (237 ml)	Bottle
EE.UU.	063004	Navajo	8 oz (237 ml)	Bottle
EE.UU.	063005	Buff	8 oz (237 ml)	Bottle
EE.UU.	063006	Sand	8 oz (237 ml)	Bottle
EE.UU.	063007	Beige	8 oz (237 ml)	Bottle
EE.UU.	063008	Wheat	8 oz (237 ml)	Bottle
EE.UU.	063009	Cinnamon	8 oz (237 ml)	Bottle
EE.UU.	063010	Cocoa	8 oz (237 ml)	Bottle
EE.UU.	063011	Light Gray	8 oz (237 ml)	Bottle
EE.UU.	063014	Black	8 oz (237 ml)	Bottle
EE.UU.	063015	Bright White	8 oz (237 ml)	Bottle
EE.UU.	063016	Canvas	8 oz (237 ml)	Bottle
EE.UU.	063017	Smoke	8 oz (237 ml)	Bottle
EE.UU.	063021	Silver	8 oz (237 ml)	Bottle
EE.UU.	063022	Natural Gray	8 oz (237 ml)	Bottle
EE.UU.	063023	Pewter	8 oz (237 ml)	Bottle
EE.UU.	063024	Charcoal Gray	8 oz (237 ml)	Bottle

EE.UU.	063025	Pure White	8 oz (237 ml)	Bottle
Canadá	C063001	White	8 oz (237 ml)	Bottle
Canadá	C063002*	Antique White	8 oz (237 ml)	Bottle
Canadá	C063003	Linen White	8 oz (237 ml)	Bottle
Canadá	C063004*	Navajo	8 oz (237 ml)	Bottle
Canadá	C063005*	Buff	8 oz (237 ml)	Bottle
Canadá	C063006*	Sand	8 oz (237 ml)	Bottle
Canadá	C063007*	Beige	8 oz (237 ml)	Bottle
Canadá	C063008	Wheat	8 oz (237 ml)	Bottle
Canadá	C063009*	Cinnamon	8 oz (237 ml)	Bottle
Canadá	C063010	Cocoa	8 oz (237 ml)	Bottle
Canadá	C063011	Light Gray	8 oz (237 ml)	Bottle
Canadá	C063014	Black	8 oz (237 ml)	Bottle
Canadá	C063015*	Bright White	8 oz (237 ml)	Bottle
Canadá	C063016	Canvas	8 oz (237 ml)	Bottle
Canadá	C063017*	Smoke	8 oz (237 ml)	Bottle
Canadá	C063021*	Silver	8 oz (237 ml)	Bottle
Canadá	C063022	Natural Gray	8 oz (237 ml)	Bottle
Canadá	C063023*	Pewter	8 oz (237 ml)	Bottle
Canadá	C063024	Charcoal Gray	8 oz (237 ml)	Bottle
Canadá	C063025	Pure White	8 oz (237 ml)	Bottle

*Indica un artículo por orden especial.

7. Garantía Limitada del Producto

Custom Building Products garantiza al comprador original que el producto estará libre de defectos, tanto en material como en mano de obra, bajo condiciones de uso normal y apropiado, por un período de un año a partir de la fecha de la compra original. De acuerdo con esta garantía, la responsabilidad de Custom se limitará únicamente al reemplazo del producto. Algunos estados, países o territorios no permiten la exclusión o limitación de daños incidentales o consecuentes, de modo que la limitación o exclusión mencionada podría no aplicarse en su caso particular. Esta garantía no cubrirá ningún producto que haya sido modificado de alguna manera o que no haya sido utilizado siguiendo las instrucciones impresas de Custom. Custom no extiende ninguna otra garantía, ni expresa ni implícita. Esta garantía le otorga derechos legales específicos y, a su vez, usted puede tener otros derechos que varían de un estado a otro o de un país/territorio a otro. Para consultar los detalles y la información completa de la garantía, visite custombuildingproducts.com.

8. Mantenimiento

El producto correctamente instalado no requiere mantenimiento especial.

9. Servicios Técnicos

Para obtener asistencia técnica, comuníquese con Custom Building Products o visite custombuildingproducts.com.

10. Sistema de Archivo

Se puede obtener información adicional sobre el producto solicitándola directamente al fabricante.

Productos relacionados:

Aqua Mix® Aquakleen™

AQUA MIX® AQUA STAIN

1. Product Name

Aqua Mix® Aqua Stain

2. Manufacturer

Custom Building Products
13001 Seal Beach Blvd.
Seal Beach, CA 90740-2757
Customer Support: 800-272-8786
Technical Services: 800-282-8786
Fax: 800- 200-7765
Email: contactus@cbpmail.net
custombuildingproducts.com



3. Product Description

A concentrated translucent stain designed to change the color and enhance the natural texture of porous adobe clay tile. Aqua Stain for Saltillo is available in five designer colors: Adobe Red, Fresco Peach, Piso Blanco, Spanish Oak and Terra Cotta. May also be used as a pre-grout coating to protect porous adobe tile from grout staining when used a minimum of 2 hours before grouting. Allows moisture vapor transmission.

KEY FEATURES

- Changes the color of clay tile
- Provides a translucent to opaque effect
- Simplifies maintenance

AREAS OF USE

- Saltillo, and other high porosity Adobe clay tile
- Effective for interior and exterior applications

LIMITATIONS

- Previously applied sealers must be removed as Aqua Stain must penetrate into porous tile. Aqua Mix Sealer & Adhesive Remover is recommended to remove existing sealers.

4. Technical Data

- Complies with all Federal EPA and SCAQMD standards for VOC

TEST METHOD	TEST RESULTS
Lightfast coloring	Passes

5. Installation

METHODS

Application

Read entire label before using. SHAKE WELL before using. TEST A SMALL AREA according to application instructions, with a 24-hour cure time to determine desired results. Allow new installations to cure 24 hours before applying Aqua Stain for Saltillo. Surface must be clean and free of existing sealers or coatings. Aqua Stain may be used undiluted if a darker stain is desired or diluted with up to 8 parts water for lighter, more translucent stain. Pre-dampen tiles with water. Select a small, manageable area of 4 to 6 sq. ft. (.35 M² to .55 M²) and apply Aqua Stain for Saltillo with a dense sponge or lint free cotton towel from a shallow dish. For best results, apply to individual tiles by hand. Rub into the tile in a circular motion using as much or as little stain as needed to achieve the desired appearance from the test area. If too much stain is applied or streaking occurs, immediately rework the area with a clean, damp sponge or towel and simply rub out the area using small amounts of water. For both interior and exterior applications, use Aqua Mix Seal & Finish Low Sheen to seal, protect the color, and provide a durable low-sheen finish. If used on an interior application, and a high-sheen finish is desired, apply Aqua Mix Floor Shine & Hardener over the Seal & Finish Low Sheen. Clean applicator tools with water after each use.

Coverage

Approximately 50 to 400 sq. ft. (5 M² to 40 M²) per coat per pint (473 ml), depending on type of tile, porosity and texture of surface, method of application and dilution ratio.

Handling and Storage

- Close container after each use
- Store in original container only
- For best results, do not store in direct sunlight or in temperatures above 110° F (43° C)
- Use in temperatures between 50° F and 80° F (10° C and 27° C)

CAUTION

MAY BE HARMFUL IF SWALLOWED. MAY IRRITATE EYES AND SKIN. Wear skin and eye protection. Contains urea monohydrochloride. If in eyes, flush with water for at least 15 minutes. If on skin, wash with soap and water. If irritation persists, seek medical attention. If swallowed, DO NOT induce vomiting. Seek medical attention.

6. Availability & Cost

Contact the manufacturer or visit custombuildingproducts.com for information about product cost and availability.

	ITEM CODE	SIZE	Color
USA	065911	1 Pint (473 ml)	Piso Blanco
USA	065921	1 Pint (473 ml)	Spanish Oak
USA	065931	1 Pint (473 ml)	Terra Cotta
USA	065941	1 Pint (473 ml)	Adobe Red

7. Limited Product Warranty

Custom Building Products warrants to the original consumer purchaser that its product shall be free from defects in material and workmanship under normal and proper usage for a period of one year following the date of original purchase. Custom’s sole liability under this warranty shall be limited to the replacement of the product. Some states, countries or territories do not allow the exclusion or limitation of incidental or consequential damages, so the above limitation or exclusion may not apply to you. This warranty will not extend to any product which has been modified in any way or which has not been used in accordance with Custom’s printed instructions. Custom makes no other warranties either expressed or implied. This warranty gives you specific legal rights, and you may have other rights that vary from state to state or from one country/territory to another.

For details and complete warranty information, visit custombuildingproducts.com

8. Maintenance

Properly installed product requires no special maintenance.

9. Technical Services

For technical assistance contact Custom Building Products or visit custombuildingproducts.com.

10. Filing Systems

Additional product information is available from the manufacturer upon request.

Related Products:

- AquaMix® Seal & Finish Low Sheen
- AquaMix® Floor Shine & Hardener

AQUA STAIN

1. Nombre del producto

Aqua Stain

2. Fabricante

Custom Building Products
 13001 Seal Beach Blvd.
 Seal Beach, CA 90740-2757
 Atención al Cliente: 800-272-8786
 Asistencia Técnica: 800-282-8786
 Fax: 800-200-7765
 Correo electrónico: contactus@cbpmail.net
 custombuildingproducts.com



3. Descripción del producto

Aqua Stain de Aqua Mix® es un tinte translúcido concentrado, diseñado para cambiar el color y realzar la textura natural de las baldosas porosas de adobe y arcilla. Aqua Stain está disponible en cinco colores exclusivos: rojo adobe, durazno fresco, piso blanco, roble español y terracota. También puede usarse como una capa protectora previo a la aplicación de la boquilla para proteger baldosas de adobe porosas contra manchas de boquilla al utilizarse un mínimo de 2 horas antes del emboquillado. Permite la transmisión de vapores húmedos.

CARACTERÍSTICAS PRINCIPALES

- Cambia el color de las baldosas de arcilla
- Produce un efecto translúcido a opaco
- Simplifica el mantenimiento

ÁREAS DE USO

- Saitillo y otras baldosas de adobe y arcilla altamente porosas
- Eficaz para aplicaciones en interiores y exteriores

LIMITACIONES

- Los selladores previamente aplicados deben quitarse ya que Aqua Stain debe penetrar en la baldosa porosa. Se recomienda usar Sealer & Coating Remover de Aqua Mix para quitar selladores existentes.

4. Datos técnicos

MÉTODO DE PRUEBA	RESULTADOS DE LA PRUEBA
Coloración resistente a la luz	Aprobado

5. Instalación

MÉTODOS

Aplicación

Lea toda la etiqueta antes de usar el producto. AGITE BIEN antes de usar. PRUEBE EN UN ÁREA PEQUEÑA de acuerdo con las instrucciones de aplicación, con un tiempo de curado de 24 horas para determinar los resultados deseados. Permita que las nuevas instalaciones curen por 24 horas antes de aplicar Aqua Stain. La superficie debe estar limpia y libre de selladores o revestimientos existentes. Aqua Stain puede usarse puro, sin diluir, si se desea un tinte más oscuro, o bien, diluido con hasta 8 partes de agua para lograr un tinte más claro y translúcido. Humedezca previamente las baldosas con agua. Seleccione un área pequeña de tamaño razonable de 4 a 6 pies² (0.35 a 0.55 m²) y aplique Aqua Stain humedeciendo una esponja densa o una toalla de algodón sin pelusa en un recipiente poco profundo. Para obtener mejores resultados, aplique el producto a mano, baldosa por baldosa. Frote en la baldosa con movimientos circulares usando la cantidad necesaria de tinte, sea mucho o poco, para lograr el color deseado según se determinó en el área de prueba. Si aplica demasiado tinte o si aparecen vetas, inmediatamente vuelva a pasar una toalla o esponja húmeda y limpia sobre el área y frote usando pequeñas cantidades de agua para quitar el tinte. Tanto en aplicaciones interiores como exteriores, use Seal & Finish Low Sheen de Aqua Mix para sellar, proteger el color y brindar una terminación duradera de poco brillo. Si se usa en interiores, y se desea una terminación de alto brillo, aplique Floor Shine & Hardener de Aqua Mix sobre Seal & Finish Low Sheen. Limpie las herramientas de aplicación con agua después de cada uso.

Cobertura

Aproximadamente 50 a 400 pies² (5 a 40 m²) por capa por pinta (473 ml), dependiendo del tipo de baldosa, porosidad y textura de la superficie, método de aplicación y proporción utilizada para la dilución.

Manipulación y almacenamiento

- Cierre el envase después de cada uso
- Guarde el producto en su envase original únicamente
- Para obtener mejores resultados, no almacene el producto a la luz directa del sol ni a temperaturas superiores a 110°F (43°C)
- Use el producto a temperaturas que oscilen entre 50°F y 80°F (10°C y 27°C).

PRECAUCIÓN

PUEDA SER NOCIVO SI SE INGIERE. PUEDE IRRITAR OJOS Y PIEL. Use protección para la piel y los ojos. Contiene monohidrócloruro de urea. Si entra en contacto con los ojos, enjuáguelos con agua durante al menos 15 minutos. Si entra en contacto con la piel, lave la zona afectada con agua y jabón. Si la irritación continúa, solicite atención médica. En caso de ingerirse, NO induzca el vómito. Solicite atención médica.

6. Disponibilidad y costo

Comuníquese con el fabricante o visite custombuildingproducts.com para obtener información acerca del costo y la disponibilidad del producto.

	CÓDIGO DE PRODUCTO	TAMAÑO	Color
EE.UU.	065911	1 pinta (473 ml)	Piso Blanco
EE.UU.	065921	1 pinta (473 ml)	Roble español
EE.UU.	065931	1 pinta (473 ml)	Terracota
EE.UU.	065941	1 pinta (473 ml)	Rojo adobe

7. Garantía Limitada del Producto

Custom Building Products garantiza al comprador original que el producto estará libre de defectos, tanto en material como en mano de obra, bajo condiciones de uso normal y apropiado, por un período de un año a partir de la fecha de la compra original. De acuerdo con esta garantía, la responsabilidad de Custom se limitará únicamente al reemplazo del producto. Algunos estados, países o territorios no permiten la exclusión o limitación de daños incidentales o consecuentes, de modo que la limitación o exclusión mencionada podría no aplicarse en su caso particular. Esta garantía no cubrirá ningún producto que haya sido modificado de alguna manera o que no haya sido utilizado siguiendo las instrucciones impresas de Custom. Custom no extiende ninguna otra garantía, ni expresa ni implícita. Esta garantía le otorga derechos legales específicos y, a su vez, usted puede tener otros derechos que varían de un estado a otro o de un país/territorio a otro.

Para consultar los detalles y la información completa de la garantía, visite custombuildingproducts.com.

8. Mantenimiento

El producto correctamente instalado no requiere mantenimiento especial.

9. Servicios Técnicos

Para obtener asistencia técnica, comuníquese con Custom Building Products o visite custombuildingproducts.com.

10. Sistema de Archivo

Se puede obtener información adicional sobre el producto solicitándola directamente al fabricante.

Productos relacionados:

- Aqua Mix
- Seal & Finish Low Sheen
- Floor Shine & Hardener

PROBLEM SOLVER GUIDES

SEALERS

Penetrating Sealer

Problem Solving Guide

Problem: If the product problem you are experiencing is not covered by the guide then it is most likely something that is job specific. Therefore please contact Aqua Mix directly for more detailed advice and information.

Solutions: The solutions described are not necessarily the only way to solve the specific problem. However they are based on giving you the most efficient and direct solution without resorting to more complex solutions that may require a professional. If the solutions outlined do not solve the problem it is most likely job specific. Therefore please contact Aqua Mix directly for more detailed advice and information.

Note: Please read the full product label before using any product and observe the Test Area instruction noted on all labels.

Problem	Reason	Solution
Visible residue on surface.	<ul style="list-style-type: none">• Too much sealer applied.• Excess sealer residue not completely wiped dry.• Surface was wet/damp at time of application.	<ul style="list-style-type: none">• Use Aqua Mix NanoScrub and white nylon pad.
Does not seal/water does not bead on surface.	<ul style="list-style-type: none">• Not enough sealer applied.• Surface was not dry before sealing.	<ul style="list-style-type: none">• Allow surface to dry until it can accept water.• Apply another even coat of sealer.
Patchy look to sealed surface.	<ul style="list-style-type: none">• Sealer applied unevenly or surface too damp before application.	<ul style="list-style-type: none">• Clean surface with hot water and Aqua Mix NanoScrub and apply another even coat.
Surface water beading reduces after a few weeks.	<ul style="list-style-type: none">• This is normal as the small amount of excess sealer is worn off the surface leaving the active sealer below the surface of the stone or tile. <p>Note: No need to reseal.</p>	N/A
Sealer does not bead water even after several applications.	<ul style="list-style-type: none">• Sealer has not cured because surface is too damp.• Has been previously cleaned with an incompatible cleaner such as acid.	<ul style="list-style-type: none">• Reseal after surface has properly dried.• If an incompatible cleaner has been used, clean floor with Aqua Mix Concentrated Stone & Tile Cleaner, rinse well with water and allow to thoroughly dry before resealing.
Sealer effect disappears after heavy-duty cleaning.	<ul style="list-style-type: none">• Sealer may be damaged when cleaned with harsh cleaners such as acids, bleaches or by steam cleaning.	<ul style="list-style-type: none">• Only maintain sealed surface with pH neutral cleaners such as Aqua Mix Concentrated Stone & Tile Cleaner.



Contributes to Leadership in Energy and Environmental Design certification.

Sealer's Choice® Gold

Problem Solving Guide

Problem: If the product problem you are experiencing is not covered by the guide then it is most likely something that is job specific. Therefore please contact Aqua Mix directly for more detailed advice and information.

Solutions: The solutions described are not necessarily the only way to solve the specific problem. However they are based on giving you the most efficient and direct solution without resorting to more complex solutions that may require a professional. If the solutions outlined do not solve the problem it is most likely job specific. Therefore please contact Aqua Mix directly for more detailed advice and information.

Note: Please read the full product label before using any product and observe the Test Area instruction noted on all labels.

Problem	Reason	Solution
Visible residue on surface.	<ul style="list-style-type: none"> • Too much sealer applied. • Excess sealer residue not completely wiped dry. • Surface was wet/damp at time of application. 	<ul style="list-style-type: none"> • Use Aqua Mix NanoScrub and white nylon pad.
Does not seal/water does not bead on surface.	<ul style="list-style-type: none"> • Not enough sealer applied. • Surface was not dry before sealing. 	<ul style="list-style-type: none"> • Allow surface to dry until it can accept water. • Apply another even coat of sealer.
Patchy look to sealed surface.	<ul style="list-style-type: none"> • Sealer applied unevenly or surface too damp before application. 	<ul style="list-style-type: none"> • Clean surface with hot water and Aqua Mix NanoScrub and apply another even coat.
Surface water beading reduces after a few weeks.	<ul style="list-style-type: none"> • This is normal as the small amount of excess sealer is worn off the surface leaving the active sealer below the surface of the stone or tile. <p>Note: No need to reseal.</p>	N/A
Sealer does not bead water even after several applications.	<ul style="list-style-type: none"> • Sealer has not cured because surface is too damp. • Has been previously cleaned with an incompatible cleaner such as acid. 	<ul style="list-style-type: none"> • Reseal after surface has properly dried. • If an incompatible cleaner has been used, clean floor with Aqua Mix Concentrated Stone & Tile Cleaner, rinse well with water and allow to thoroughly dry before resealing.
Sealer effect disappears after heavy-duty cleaning.	<ul style="list-style-type: none"> • Sealer may be damaged when cleaned with harsh cleaners such as acids, bleaches or by steam cleaning. 	<ul style="list-style-type: none"> • Only maintain sealed surface with pH neutral cleaners such as Aqua Mix Concentrated Stone & Tile Cleaner.

Enrich'N'Seal™

Problem Solving Guide

Problem: If the product problem you are experiencing is not covered by the guide then it is most likely something that is job specific. Therefore please contact Aqua Mix directly for more detailed advice and information.

Solutions: The solutions described are not necessarily the only way to solve the specific problem. However they are based on giving you the most efficient and direct solution without resorting to more complex solutions that may require a professional. If the solutions outlined do not solve the problem it is most likely job specific. Therefore please contact Aqua Mix directly for more detailed advice and information.

Note: Please read the full product label before using any product and observe the Test Area instruction noted on all labels.

Problem	Reason	Solution
Visible residue on surface.	<ul style="list-style-type: none"> • Too much sealer applied. • Excess sealer residue not completely wiped dry. • Enrich'N'Seal has been applied over another sealer. 	<ul style="list-style-type: none"> • Use Aqua Mix NanoScrub and white nylon pad. • If another sealer has been applied before, or for heavy residue build-up, this will need to be stripped with Aqua Mix Sealer & Coating Remover before applying Enrich'N'Seal.
Sealer / surface turns white.	<ul style="list-style-type: none"> • Surface was wet/damp before sealing. • Sealer exposed to water before full cure. • Excess sealer residue not completely wiped dry. • Enrich'N'Seal has been applied over another sealer. 	<ul style="list-style-type: none"> • Clean surface with Aqua Mix NanoScrub and a white nylon pad. Allow to dry and re-apply sealer. • If another sealer has been applied before, or for heavy residue build-up, this will need to be stripped with Aqua Mix Sealer & Coating Remover before applying Enrich'N'Seal.
Patchy look to sealed surface.	<ul style="list-style-type: none"> • Sealer applied unevenly or surface too damp before application. • Not enough sealer applied. • Enrich'N'Seal has been applied over another sealer. 	<ul style="list-style-type: none"> • Clean surface with Aqua Mix NanoScrub and a white nylon pad. Allow to dry and re-apply sealer. • If another sealer has been applied before, or for heavy residue build-up, this will need to be stripped with Aqua Mix Sealer & Coating Remover before applying Enrich'N'Seal. • Re-apply another application of sealer as required.
Surface water beading reduces after a few weeks.	<ul style="list-style-type: none"> • This is normal as the small amount of excess sealer is worn off the surface leaving the active sealer below the surface of the stone or tile. There is no need to reseal. 	N/A
Enhanced effect fades.	<ul style="list-style-type: none"> • Not enough sealer applied. • The life of the enhancing effect varies depending on the natural characteristics of the stone/tile. 	<ul style="list-style-type: none"> • Re-apply another application of sealer as required.
Sealer effect disappears after heavy-duty cleaning.	<ul style="list-style-type: none"> • Sealer may be damaged when cleaned with harsh cleaners such as acids, bleaches or by steam cleaning 	<ul style="list-style-type: none"> • Only maintain sealed surface with pH neutral cleaners such as Aqua Mix Concentrated Stone & Tile Cleaner.

Ultra Solv®

Problem Solving Guide

Problem: If the product problem you are experiencing is not covered by the guide then it is most likely something that is job specific. Therefore please contact Aqua Mix directly for more detailed advice and information.

Solutions: The solutions described are not necessarily the only way to solve the specific problem. However they are based on giving you the most efficient and direct solution without resorting to more complex solutions that may require a professional. If the solutions outlined do not solve the problem it is most likely job specific. Therefore please contact Aqua Mix directly for more detailed advice and information.

Note: Please read the full product label before using any product and observe the Test Area instruction noted on all labels.

Problem	Reason	Solution
Visible residue on surface.	<ul style="list-style-type: none"> • Too much sealer applied. • Excess sealer residue not completely wiped dry. • Surface was wet/damp at time of application. 	<ul style="list-style-type: none"> • Use Aqua Mix NanoScrub and white nylon pad.
Does not seal/water does not bead on surface.	<ul style="list-style-type: none"> • Not enough sealer applied. • Surface was not dry before sealing. 	<ul style="list-style-type: none"> • Allow surface to dry until it can accept water. • Apply another even coat of sealer.
Patchy look to sealed surface.	<ul style="list-style-type: none"> • Sealer applied unevenly or surface too damp before application. 	<ul style="list-style-type: none"> • Clean surface with hot water and Aqua Mix NanoScrub and apply another even coat.
Surface water beading reduces after a few weeks.	<ul style="list-style-type: none"> • This is normal as the small amount of excess sealer is worn off the surface leaving the active sealer below the surface of the stone or tile. <p>Note: No need to reseal.</p>	N/A
Sealer does not bead water even after several applications.	<ul style="list-style-type: none"> • Sealer has not cured because surface is too damp. • Has been previously cleaned with an incompatible cleaner such as acid. 	<ul style="list-style-type: none"> • Reseal after surface has properly dried. • If an incompatible cleaner has been used, clean floor with Aqua Mix Concentrated Stone & Tile Cleaner, rinse well with water and allow to thoroughly dry before resealing.
Sealer effect disappears after heavy-duty cleaning.	<ul style="list-style-type: none"> • Sealer may be damaged when cleaned with harsh cleaners such as acids, bleaches or by steam cleaning. 	<ul style="list-style-type: none"> • Only maintain sealed surface with pH neutral cleaners such as Aqua Mix Concentrated Stone & Tile Cleaner.
Surface darkens after sealing.	<ul style="list-style-type: none"> • Solvent carriers can slightly darken some surfaces 	<p>N/A</p> <p>Always test first.</p>

Pro Solv®

Problem Solving Guide

Problem: If the product problem you are experiencing is not covered by the guide then it is most likely something that is job specific. Therefore please contact Aqua Mix directly for more detailed advice and information.

Solutions: The solutions described are not necessarily the only way to solve the specific problem. However they are based on giving you the most efficient and direct solution without resorting to more complex solutions that may require a professional. If the solutions outlined do not solve the problem it is most likely job specific. Therefore please contact Aqua Mix directly for more detailed advice and information.

Note: Please read the full product label before using any product and observe the Test Area instruction noted on all labels.

Problem	Reason	Solution
Visible residue on surface.	<ul style="list-style-type: none"> • Too much sealer applied. • Excess sealer residue not completely wiped dry. • Surface was wet/damp at time of application. 	<ul style="list-style-type: none"> • Use Aqua Mix NanoScrub and white nylon pad. • Re-apply sealer to emulsify residue and immediately polish dry.
Does not seal/water does not bead on surface.	<ul style="list-style-type: none"> • Not enough sealer applied. • Surface was not dry before sealing. 	<ul style="list-style-type: none"> • Allow surface to dry until it can accept water. • Apply another even coat of sealer.
Patchy look to sealed surface.	<ul style="list-style-type: none"> • Sealer applied unevenly or surface too damp before application. 	<ul style="list-style-type: none"> • Clean surface with hot water and Aqua Mix NanoScrub and apply another even coat.
Surface water beading reduces after a few weeks.	<ul style="list-style-type: none"> • This is normal as the small amount of excess sealer is worn off the surface leaving the active sealer below the surface of the stone or tile. <p>Note: No need to reseal.</p>	N/A
Sealer does not bead water even after several applications.	<ul style="list-style-type: none"> • Sealer has not cured because surface is too damp. • Has been previously cleaned with an incompatible cleaner such as acid. 	<ul style="list-style-type: none"> • Reseal after surface has properly dried. • If an incompatible cleaner has been used, clean floor with Aqua Mix Concentrated Stone & Tile Cleaner, rinse well with water and allow to thoroughly dry before resealing.
Sealer effect disappears after heavy-duty cleaning.	<ul style="list-style-type: none"> • Sealer may be damaged when cleaned with harsh cleaners such as acids, bleaches or by steam cleaning. 	<ul style="list-style-type: none"> • Only maintain sealed surface with pH neutral cleaners such as Aqua Mix Concentrated Stone & Tile Cleaner.
Surface darkens after sealing.	<ul style="list-style-type: none"> • Solvent carriers can slightly darken some surfaces 	<p>N/A</p> <p>Always test first.</p>



Contributes to Leadership in Energy and Environmental Design certification.

Grout Sealer Problem Solving Guide

Problem: If the product problem you are experiencing is not covered by the guide then it is most likely something that is job specific. Therefore please contact Aqua Mix directly for more detailed advice and information.

Solutions: The solutions described are not necessarily the only way to solve the specific problem. However they are based on giving you the most efficient and direct solution without resorting to more complex solutions that may require a professional. If the solutions outlined do not solve the problem it is most likely job specific. Therefore please contact Aqua Mix directly for more detailed advice and information.

Note: Please read the full product label before using any product and observe the Test Area instruction noted on all labels.

Problem	Reason	Solution
Visible residue on surface.	<ul style="list-style-type: none"> • Too much sealer applied. • Excess sealer residue not completely wiped dry. 	<ul style="list-style-type: none"> • Use Aqua Mix NanoScrub, clean water. • Use Aqua Mix NanoScrub clean water and white nylon pad.
Does not seal/water does not bead on surface.	<ul style="list-style-type: none"> • Not enough sealer applied. • Grout was not dry before sealing. 	<ul style="list-style-type: none"> • Allow grout to dry until it can accept water. • Apply another even coat of sealer.
Patchy look to sealed surface.	<ul style="list-style-type: none"> • Sealer applied unevenly or surface too damp before application. • Grout unevenly hydrated before sealing. 	<ul style="list-style-type: none"> • Clean grout with Aqua Mix NanoScrub and apply another even coat. • For unevenly hydrated grout apply Aqua Mix Grout Colorant.
Surface water beading reduces after a few weeks.	<ul style="list-style-type: none"> • This is normal as the small amount of excess sealer is worn off leaving the active sealer below the surface. <p>Note: No need to reseal.</p>	N/A
Sealer does not bead water even after several applications.	<ul style="list-style-type: none"> • Sealer has not cured because grout is too damp. • Has been previously cleaned with an incompatible cleaner such as acid. 	<ul style="list-style-type: none"> • Reseal after surface has properly dried. • If an incompatible cleaner has been used, clean floor with Aqua Mix Concentrated Stone & Tile Cleaner, rinse well with water and allow to thoroughly dry before resealing.
Sealer effect disappears after heavy-duty cleaning.	<ul style="list-style-type: none"> • Sealer may be damaged when cleaned with harsh cleaners such as acids, bleaches or by steam cleaning. 	<ul style="list-style-type: none"> • Only maintain sealed surface with pH neutral cleaners such as Aqua Mix Concentrated Stone & Tile Cleaner.

SameDay™ Grout Sealer

Problem Solving Guide



Contributes to "Leadership in Energy and Environmental Design" certification.

Problem: If the product problem you are experiencing is not covered by the guide then it is most likely something that is job specific. Therefore please contact Aqua Mix directly for more detailed advice and information.

Solutions: The solutions described are not necessarily the only way to solve the specific problem. However they are based on giving you the most efficient and direct solution without resorting to more complex solutions that may require a professional. If the solutions outlined do not solve the problem it is most likely job specific. Therefore please contact Aqua Mix directly for more detailed advice and information.

Note: Please read the full product label before using any product and observe the Test Area instruction noted on all labels.

Problem	Reason	Solution
Visible residue on surface.	<ul style="list-style-type: none"> • Too much sealer applied. • Excess sealer residue not completely wiped dry. • Surface was wet/damp at time of application. 	<ul style="list-style-type: none"> • Use Aqua Mix NanoScrub and white nylon pad. • Re-apply sealer to emulsify residue and immediately polish dry.
Does not seal/water does not bead on surface.	<ul style="list-style-type: none"> • Not enough sealer applied. • Surface was not dry before sealing. 	<ul style="list-style-type: none"> • Allow surface to dry until it can accept water. • Apply another even coat of sealer.
Patchy look to sealed surface.	<ul style="list-style-type: none"> • Sealer applied unevenly or surface too damp before application. 	<ul style="list-style-type: none"> • Clean surface with hot water and Aqua Mix NanoScrub and apply another even coat.
Surface water beading reduces after a few weeks.	<ul style="list-style-type: none"> • This is normal as the small amount of excess sealer is worn off the surface leaving the active sealer below the surface of the stone or tile. <p>Note: No need to reseal.</p>	N/A
Sealer does not bead water even after several applications.	<ul style="list-style-type: none"> • Sealer has not cured because surface is too damp. • Has been previously cleaned with an incompatible cleaner such as acid. 	<ul style="list-style-type: none"> • Reseal after surface has properly dried. • If an incompatible cleaner has been used, clean floor with Aqua Mix Concentrated Stone & Tile Cleaner, rinse well with water and allow to thoroughly dry before resealing.
Sealer effect disappears after heavy-duty cleaning.	<ul style="list-style-type: none"> • Sealer may be damaged when cleaned with harsh cleaners such as acids, bleaches or by steam cleaning. 	<ul style="list-style-type: none"> • Only maintain sealed surface with pH neutral cleaners such as Aqua Mix Concentrated Stone & Tile Cleaner.
Surface darkens after sealing.	<ul style="list-style-type: none"> • Solvent carriers can slightly darken some surfaces 	<p>N/A</p> <p>Always test first.</p>



Contributes to Leadership in Energy and Environmental Design certification.

Seal & Finish Low Sheen

Problem Solving Guide

Problem: If the product problem you are experiencing is not covered by the guide then it is most likely something that is job specific. Therefore please contact Aqua Mix directly for more detailed advice and information.

Solutions: The solutions described are not necessarily the only way to solve the specific problem. However they are based on giving you the most efficient and direct solution without resorting to more complex solutions that may require a professional. If the solutions outlined do not solve the problem it is most likely job specific. Therefore please contact Aqua Mix directly for more detailed advice and information.

Note: Please read the full product label before using any product and observe the Test Area instruction noted on all labels.

Problem	Reason	Solution
Uneven finish and or sheen.	<ul style="list-style-type: none"> • Not enough sealer. • Uneven application of sealer. • Surface too damp prior to sealing. 	<ul style="list-style-type: none"> • Apply more sealer. • Clean with Aqua Mix Heavy-Duty Tile & Grout Cleaner and re-apply an even coat of sealer. • If original application is too uneven to repair then strip with Aqua Mix Sealer & Coating Remover and start again.
Poor sealer performance.	<ul style="list-style-type: none"> • Not enough sealer. • Sealer maintained with incompatible cleaner. 	<ul style="list-style-type: none"> • Apply more sealer. • Use only pH neutral cleaners like Aqua Mix Concentrated Stone and Tile Cleaner.
Streak marks in surface.	<ul style="list-style-type: none"> • Application has been overlapped or unevenly applied. • Surface too damp prior to sealing. 	<ul style="list-style-type: none"> • Strip sealer with Aqua Mix Sealer & Coating Remover and re-apply sealer evenly to dry surface.
White or milky look to sealed surface.	<ul style="list-style-type: none"> • Sealer applied too thick. • Surface too damp prior to sealing. • Surface exposed to moisture before fully cured. • Sealers used in areas subject to standing water. • Sealers used on incompatible surface e.g. smooth stone, ceramic or porcelain tile, etc. 	<ul style="list-style-type: none"> • Strip sealer with Aqua Mix Sealer & Coating Remover and re-apply sealer evenly to dry surface.
Sealer peeling.	<ul style="list-style-type: none"> • Surface not properly prepared. • Surface must be clean, dry and free of any previous sealer as well as any cleaner or chemical residue. • Sealer applied to damp surface. • Sealers used in areas subject to standing water. • Sealers used on incompatible surface e.g. smooth stone, ceramic or porcelain tile, etc. 	<ul style="list-style-type: none"> • Strip Sealer with Aqua Mix Sealer & Coating Remover. • Clean floor with Aqua Mix Concentrated Stone & Tile Cleaner. • Allow to thoroughly dry and reseal.

High Gloss Sealer

Problem Solving Guide



Problem: If the product problem you are experiencing is not covered by the guide then it is most likely something that is job specific. Therefore please contact Aqua Mix directly for more detailed advice and information.

Solutions: The solutions described are not necessarily the only way to solve the specific problem. However they are based on giving you the most efficient and direct solution without resorting to more complex solutions that may require a professional. If the solutions outlined do not solve the problem it is most likely job specific. Therefore please contact Aqua Mix directly for more detailed advice and information.

Note: Please read the full product label before using any product and observe the Test Area instruction noted on all labels.

Problem	Reason	Solution
Sealer peeling.	<ul style="list-style-type: none"> • Surface not textured enough for sealer to bond. • Surface not properly prepared, as surface must be clean, dry and free of any previous sealer as well as any cleaner or chemical residue. • Sealer applied to damp surface. • Sealer used in areas subject to standing water or wet areas. • Sealers used on incompatible surface e.g. smooth stone, ceramic or porcelain tile, etc. 	<ul style="list-style-type: none"> • Strip Sealer with Aqua Mix Sealer & Coating Remover. • Clean floor with Aqua Mix Concentrated Stone & Tile Cleaner. • Allow to thoroughly dry and reseal.
Uneven finish and or gloss.	<ul style="list-style-type: none"> • Not enough sealer. • Uneven application of sealer. • Surface too damp prior to sealing. 	<ul style="list-style-type: none"> • Apply more sealer. • Clean with Aqua Mix Heavy-Duty Tile & Grout Cleaner and re-apply an even coat of sealer. • If original application is too uneven to repair then strip with Aqua Mix Sealer & Coating Remover and start again.
Poor sealer performance.	<ul style="list-style-type: none"> • Not enough sealer. • Sealer maintained with incompatible cleaner. 	<ul style="list-style-type: none"> • Apply more sealer. • Use only pH neutral cleaners like Aqua Mix Concentrated Stone and Tile Cleaner.
Streak marks in surface.	<ul style="list-style-type: none"> • Application has been overlapped or unevenly applied. • Surface too damp prior to sealing. 	<ul style="list-style-type: none"> • Strip sealer with Aqua Mix Sealer & Coating Remover and re-apply sealer evenly to dry surface.
White or milky look to sealed surface.	<ul style="list-style-type: none"> • Sealer applied too thick. • Surface too damp prior to sealing. • Surface exposed to moisture before fully cured. • Sealers used in areas subject to standing water or wet areas. • Sealers used on incompatible surface e.g. smooth stone, ceramic or porcelain tile, etc. 	<ul style="list-style-type: none"> • Strip sealer with Aqua Mix Sealer & Coating Remover and re-apply sealer evenly to dry surface.

Floor Shine & Hardener

Problem Solving Guide

Problem: If the product problem you are experiencing is not covered by the guide then it is most likely something that is job specific. Therefore please contact Aqua Mix directly for more detailed advice and information.

Solutions: The solutions described are not necessarily the only way to solve the specific problem. However they are based on giving you the most efficient and direct solution without resorting to more complex solutions that may require a professional. If the solutions outlined do not solve the problem it is most likely job specific. Therefore please contact Aqua Mix directly for more detailed advice and information.

Note: Please read the full product label before using any product and observe the Test Area instruction noted on all labels.

Problem	Reason	Solution
Streak marks in surface.	<ul style="list-style-type: none"> • Application has been overlapped or unevenly applied. • Surface too damp prior to application. 	<ul style="list-style-type: none"> • Strip finish with Aqua Mix Heavy-Duty Tile & Grout Cleaner and re-apply finish evenly to dry surface.
Uneven finish and or gloss.	<ul style="list-style-type: none"> • Not enough finish applied. • Uneven application. • Surface too damp prior to application. • Applied over an unsealed surface. 	<ul style="list-style-type: none"> • Apply more product. • Clean with Aqua Mix Concentrated Stone & Tile Cleaner and re-apply. • If original application is too uneven to repair then strip with Aqua Mix Heavy-Duty Tile & Grout Cleaner and start again. • If applied over an unsealed surface strip as above and seal surface with an appropriate Aqua Mix sealer and re-apply finish.
Finish too soft and is scratching easily or is absorbing water quickly.	<ul style="list-style-type: none"> • Not enough finish applied. • Finish not fully cured. • Finish maintained with incompatible cleaner. 	<ul style="list-style-type: none"> • Apply more finish. • Allow 24 hours to cure. This may be longer in cold or humid conditions. • Use only pH neutral cleaners like Aqua Mix Concentrated Stone and Tile Cleaner.
White or milky look to surface after application has cured.	<ul style="list-style-type: none"> • Finish applied too thick. • Surface too damp prior to application. • Surface exposed to moisture before fully cured. • Sealer used in areas subject to standing water or wet areas. 	<ul style="list-style-type: none"> • Strip finish with Aqua Mix Heavy-Duty Tile & Grout Cleaner and re-apply finish evenly to dry surface.
Finish peeling.	<ul style="list-style-type: none"> • Surface too smooth for finish to bond properly. Surface not properly prepared. • Surface must be clean, dry and sealed with appropriate Aqua Mix Sealer prior to application of finish. Sealer applied to damp surface. • Sealers used in areas subject to standing water or wet areas. • Sealers used on incompatible surface e.g. smooth stone, ceramic or porcelain tile, etc. 	<ul style="list-style-type: none"> • Strip finish with Aqua Mix Heavy-Duty Tile & Grout Cleaner. • Clean floor with Aqua Mix Concentrate Stone and Tile Cleaner. • Allow to thoroughly dry. Re-apply if necessary an appropriate Aqua Mix Sealer before re-applying the finish.

Concentrated Stone & Tile Cleaner

Problem Solving Guide

Problem: If the product problem you are experiencing is not covered by the guide then it is most likely something that is job specific. Therefore please contact Aqua Mix directly for more detailed advice and information.

Solutions: The solutions described are not necessarily the only way to solve the specific problem. However they are based on giving you the most efficient and direct solution without resorting to more complex solutions that may require a professional. If the solutions outlined do not solve the problem it is most likely job specific. Therefore please contact Aqua Mix directly for more detailed advice and information.

Note: Please read the full product label before using any product and observe the Test Area instruction noted on all labels.

Problem	Reason	Solution
Surface is sticky, shows marks (foot/hand prints) and a residue is visible.	<ul style="list-style-type: none">• The product has been mixed too concentrated.	<ul style="list-style-type: none">• Use Aqua Mix Heavy-Duty Tile & Grout Cleaner to remove residue.• Mix more cleaning solution making sure not to mix stronger than the recommended ratio. Mop surface and rinse several times with clean water.• Revert to normal procedure and mixing ratio for future cleaning.
Does not clean.	<ul style="list-style-type: none">• Not the appropriate cleaner for the intended contaminant.	<ul style="list-style-type: none">• Look at Aqua Mix product literature to research correct cleaner.

Heavy-Duty Tile & Grout Cleaner

Problem Solving Guide

Problem: If the product problem you are experiencing is not covered by the guide then it is most likely something that is job specific. Therefore please contact Aqua Mix directly for more detailed advice and information.

Solutions: The solutions described are not necessarily the only way to solve the specific problem. However they are based on giving you the most efficient and direct solution without resorting to more complex solutions that may require a professional. If the solutions outlined do not solve the problem it is most likely job specific. Therefore please contact Aqua Mix directly for more detailed advice and information.

Note: Please read the full product label before using any product and observe the Test Area instruction noted on all labels.

Problem	Reason	Solution
Residue on surface after cleaning (most likely a white crystalline residue).	<ul style="list-style-type: none"> Cleaner not completely removed after cleaning or lack of proper rinsing. 	<ul style="list-style-type: none"> Rinse surface several times with clean water and use Aqua Mix NanoScrub and white pad.
Is not effectively cleaning, stripping the floor finish or wax.	<ul style="list-style-type: none"> The cleaner may need to be used neat or allowed to dwell longer on the surface. The material you are trying to strip is not a floor finish or wax. 	<ul style="list-style-type: none"> If the material you are trying to strip is not a wax or floor finish strip using Aqua Mix Sealer & Coating Remover.
It has stripped or damaged your coating sealer.	<ul style="list-style-type: none"> Your coating sealer is actually a wax or a floor finish. We recommend protecting surfaces primarily with sealers. 	<ul style="list-style-type: none"> Remove all of the finish/wax, allow to dry and re-apply appropriate Aqua Mix sealer. If a finish is required over the sealer check with Aqua Mix.
Does not clean.	<ul style="list-style-type: none"> Not the appropriate cleaner for the intended contaminant. 	<ul style="list-style-type: none"> Look at Aqua Mix product literature to research correct cleaner.

1 & 2 Deep Clean

Problem Solving Guide

Problem: If the product problem you are experiencing is not covered by the guide then it is most likely something that is job specific. Therefore please contact Aqua Mix directly for more detailed advice and information.

Solutions: The solutions described are not necessarily the only way to solve the specific problem. However they are based on giving you the most efficient and direct solution without resorting to more complex solutions that may require a professional. If the solutions outlined do not solve the problem it is most likely job specific. Therefore please contact Aqua Mix directly for more detailed advice and information.

Note: Please read the full product label before using any product and observe the Test Area instruction noted on all labels.

Problem	Reason	Solution
Residue on surface after cleaning (most likely a white crystalline residue).	<ul style="list-style-type: none"> • Cleaner not completely removed after cleaning or lack of proper rinsing. 	<ul style="list-style-type: none"> • Rinse surface several times with clean water and use Aqua Mix NanoScrub and white pad.
Is not effectively cleaning, stripping the floor finish or wax.	<ul style="list-style-type: none"> • The cleaner may need to be used neat or allowed to dwell longer on the surface. • The cleaner's two parts have been mixed incorrectly. • Only one of the two parts have been mixed. • The material you are trying to strip is not a floor finish or wax. 	<ul style="list-style-type: none"> • Consult label for proper mixing sequence. • If the material you are trying to strip is not a wax or floor finish strip using Aqua Mix Sealer & Coating Remover.
It has stripped or damaged your coating sealer.	<ul style="list-style-type: none"> • Your coating sealer is actually a wax or a floor finish. We recommend protecting surfaces primarily with sealers. 	<ul style="list-style-type: none"> • Remove all of the finish/wax, allow to dry and re-apply appropriate Aqua Mix sealer. • If a finish is required over the sealer check with Aqua Mix.
Does not clean.	<ul style="list-style-type: none"> • Not the appropriate cleaner for the intended contaminant. 	<ul style="list-style-type: none"> • Look at Aqua Mix product literature to research correct cleaner.

Stone Deep Clean

Problem Solving Guide

Problem: If the product problem you are experiencing is not covered by the guide then it is most likely something that is job specific. Therefore please contact Aqua Mix directly for more detailed advice and information.

Solutions: The solutions described are not necessarily the only way to solve the specific problem. However they are based on giving you the most efficient and direct solution without resorting to more complex solutions that may require a professional. If the solutions outlined do not solve the problem it is most likely job specific. Therefore please contact Aqua Mix directly for more detailed advice and information.

Note: Please read the full product label before using any product and observe the Test Area instruction noted on all labels.

Problem	Reason	Solution
Residue on surface after cleaning (most likely a white crystalline residue).	<ul style="list-style-type: none"> Cleaner not completely removed after cleaning or lack of proper rinsing. 	<ul style="list-style-type: none"> Rinse surface several times with clean water and use Aqua Mix NanoScrub and white pad.
Is not effectively cleaning, stripping the floor finish or wax.	<ul style="list-style-type: none"> The cleaner may need to be used neat or allowed to dwell longer on the surface. The material you are trying to strip is not a floor finish or wax. 	<ul style="list-style-type: none"> If the material you are trying to strip is not a wax or floor finish strip using Aqua Mix Sealer & Coating Remover.
It has stripped or damaged your coating sealer.	<ul style="list-style-type: none"> Your coating sealer is actually a wax or a floor finish. We recommend protecting surfaces primarily with sealers. 	<ul style="list-style-type: none"> Remove all of the finish/wax, allow to dry and re-apply appropriate Aqua Mix sealer. If a finish is required over the sealer check with Aqua Mix.
Does not clean.	<ul style="list-style-type: none"> Not the appropriate cleaner for the intended contaminant. 	<ul style="list-style-type: none"> Look at Aqua Mix product literature to research correct cleaner.

Grout Deep Clean

Problem Solving Guide

Problem: If the product problem you are experiencing is not covered by the guide then it is most likely something that is job specific. Therefore please contact Aqua Mix directly for more detailed advice and information.

Solutions: The solutions described are not necessarily the only way to solve the specific problem. However they are based on giving you the most efficient and direct solution without resorting to more complex solutions that may require a professional. If the solutions outlined do not solve the problem it is most likely job specific. Therefore please contact Aqua Mix directly for more detailed advice and information.

Note: Please read the full product label before using any product and observe the Test Area instruction noted on all labels.

Problem	Reason	Solution
Grout looks patchy after cleaning.	<ul style="list-style-type: none"> • Incomplete rinsing. • Grout not completely dry. • Could be permanent discoloration exposed after cleaning. 	<ul style="list-style-type: none"> • Rinse with clean water. • Allow to dry. • For repair of permanently discolored grout apply Aqua Mix Grout Colorant.
Residue on surface after cleaning (most likely a white crystalline residue).	<ul style="list-style-type: none"> • Cleaner not completely removed after cleaning or lack of proper rinsing. 	<ul style="list-style-type: none"> • Rinse surface several times with clean water and use Aqua Mix NanoScrub and white pad.
Does not clean.	<ul style="list-style-type: none"> • Not the appropriate cleaner for the intended contaminant. 	<ul style="list-style-type: none"> • Look at Aqua Mix product literature to research correct cleaner.

Stone Clean & Shine

Problem Solving Guide

Problem: If the product problem you are experiencing is not covered by the guide then it is most likely something that is job specific. Therefore please contact Aqua Mix directly for more detailed advice and information.

Solutions: The solutions described are not necessarily the only way to solve the specific problem. However they are based on giving you the most efficient and direct solution without resorting to more complex solutions that may require a professional. If the solutions outlined do not solve the problem it is most likely job specific. Therefore please contact Aqua Mix directly for more detailed advice and information.

Note: Please read the full product label before using any product and observe the Test Area instruction noted on all labels.

Problem	Reason	Solution
Visible residue left on surface or patchy streaky appearance after cleaning.	<ul style="list-style-type: none"> The product has not been completely polished dry or used too heavily. Applied to a porous or textured surface. 	<ul style="list-style-type: none"> For over application or incomplete polishing. repolish dry with a soft cotton cloth or paper towel. If applied to an incorrect surface clean with either Aqua Mix NanoScrub and water or Heavy-Duty Tile & Grout Cleaner.
Does not clean.	<ul style="list-style-type: none"> Not the appropriate cleaner for the intended contaminant. 	<ul style="list-style-type: none"> Look at Aqua Mix product literature to research correct cleaner.

AquaKleen™

Problem Solving Guide

Problem: If the product problem you are experiencing is not covered by the guide then it is most likely something that is job specific. Therefore please contact Aqua Mix directly for more detailed advice and information.

Solutions: The solutions described are not necessarily the only way to solve the specific problem. However they are based on giving you the most efficient and direct solution without resorting to more complex solutions that may require a professional. If the solutions outlined do not solve the problem it is most likely job specific. Therefore please contact Aqua Mix directly for more detailed advice and information.

Note: Please read the full product label before using any product and observe the Test Area instruction noted on all labels.

Problem	Reason	Solution
Visible residue left on surface or patchy streaky appearance after cleaning.	<ul style="list-style-type: none"> The product has not been completely polished dry or used too heavily. 	<ul style="list-style-type: none"> For over application or incomplete polishing repolish dry with a soft cotton cloth or paper towel. If this does not work rinse area with clean water and use a white nylon pad.
Does not clean.	<ul style="list-style-type: none"> Not the appropriate cleaner for the intended contaminant. 	<ul style="list-style-type: none"> Look at Aqua Mix product literature to research correct cleaner.

Brilliance®

Problem Solving Guide

Problem: If the product problem you are experiencing is not covered by the guide then it is most likely something that is job specific. Therefore please contact Aqua Mix directly for more detailed advice and information.

Solutions: The solutions described are not necessarily the only way to solve the specific problem. However they are based on giving you the most efficient and direct solution without resorting to more complex solutions that may require a professional. If the solutions outlined do not solve the problem it is most likely job specific. Therefore please contact Aqua Mix directly for more detailed advice and information.

Note: Please read the full product label before using any product and observe the Test Area instruction noted on all labels.

Problem	Reason	Solution
Visible residue left on surface or patchy streaky appearance after cleaning.	<ul style="list-style-type: none"> The product has not been completely polished dry or used too heavily. Applied to a porous or textured surface. 	<ul style="list-style-type: none"> For over application or incomplete polishing repolish dry with a soft cotton cloth or paper towel. If applied to an incorrect surface clean with either Aqua Mix NanoScrub and water or Heavy-Duty Tile & Grout Cleaner.
Does not make dull or honed surface glossy.	<ul style="list-style-type: none"> Brilliance is not designed to make an unpolished or dull surface glossy. It is only used to enhance and protect an already polished surface. 	<ul style="list-style-type: none"> Look at Aqua Mix product literature to research correct cleaner.

PROBLEM SOLVERS

NanoScrub®

Problem Solving Guide

Problem: If the product problem you are experiencing is not covered by the guide then it is most likely something that is job specific. Therefore please contact Aqua Mix directly for more detailed advice and information.

Solutions: The solutions described are not necessarily the only way to solve the specific problem. However they are based on giving you the most efficient and direct solution without resorting to more complex solutions that may require a professional. If the solutions outlined do not solve the problem it is most likely job specific. Therefore please contact Aqua Mix directly for more detailed advice and information.

Note: Please read the full product label before using any product and observe the Test Area instruction noted on all labels.

Problem	Reason	Solution
White residue left on surface after cleaning.	<ul style="list-style-type: none"> NanoScrub residue not completely removed from surface. 	<ul style="list-style-type: none"> Rinse with water and wipe dry. If the residue is not completely removed with water re-apply more NanoScrub, lightly agitate with white pad, rinse with water and wipe dry.
Surface scratched after using NanoScrub.	<ul style="list-style-type: none"> Most likely caused by the harsh abrasive contaminant being removed (for example sanded grout). 	<ul style="list-style-type: none"> Contact Aqua Mix.
Surface dull after cleaning.	<ul style="list-style-type: none"> NanoScrub residue not completely removed. 	<ul style="list-style-type: none"> Rinse with water and wipe dry. If the residue is not completely removed with water re-apply more NanoScrub, lightly agitate with white pad, rinse with water and wipe dry.
Wax on porcelain not completely removed.	<ul style="list-style-type: none"> Not enough cleaner used or water/cleaner ratio incorrect. Pad used to agitate not abrasive enough. Wax may not respond to NanoScrub alone. 	<ul style="list-style-type: none"> Surface must be pre-wet before applying NanoScrub. White pad preferred to soft cloth for agitation. Depending on hardness of surface an even more abrasive pad may be required. NanoScrub may need to be boosted with either Aqua Mix Sealer and Coating Remover or Heavy-Duty Tile & Grout Cleaner.
Your porcelain factory applied sealer appears to have been stripped after using NanoScrub.	<ul style="list-style-type: none"> NanoScrub will only remove surface sealers or finishes. Proper porcelain sealers are impregnators and can't be damaged by NanoScrub. 	N/A
Does not clean.	<ul style="list-style-type: none"> Wrong cleaner for the contaminant. NanoScrub is a mechanical cleaner and will not remove below surface contaminants. 	<ul style="list-style-type: none"> Check Aqua Mix product literature for correct cleaner.

Eff-Ex®

Problem Solving Guide

Problem: If the product problem you are experiencing is not covered by the guide then it is most likely something that is job specific. Therefore please contact Aqua Mix directly for more detailed advice and information.

Solutions: The solutions described are not necessarily the only way to solve the specific problem. However they are based on giving you the most efficient and direct solution without resorting to more complex solutions that may require a professional. If the solutions outlined do not solve the problem it is most likely job specific. Therefore please contact Aqua Mix directly for more detailed advice and information.

Note: Please read the full product label before using any product and observe the Test Area instruction noted on all labels.

Problem	Reason	Solution
Does not totally remove efflorescence deposit.	<ul style="list-style-type: none"> • Insufficient dwell time. • Efflorescence deposit too heavy. 	<ul style="list-style-type: none"> • Allow to dwell up to 45 minutes. • After dwell time clean with abrasive or high-pressure water. • Use Aqua Mix Phosphoric Acid Substitute to remove heavy deposits then treat with Aqua Mix Eff-Ex to further inhibits. • Some deposits are too heavy for Eff-Ex or Phosphoric Acid Substitute even or any other acid to remove. These can only be removed by abrasion.
Does not stop efflorescence.	<ul style="list-style-type: none"> • Eff-Ex™ inhibits efflorescence. • Only one application applied. • Dwell time to short. 	<ul style="list-style-type: none"> • Allow to dwell for 45-60 minutes and more than one application may be required. • Aqua Mix Eff-Ex will inhibit efflorescence. By also sealing the surface after using Eff-Ex you will further inhibit efflorescence.
Leaves visible residue.	<ul style="list-style-type: none"> • Most likely product residue. However Eff-Ex™ can dull some polished calcium based stones. 	<ul style="list-style-type: none"> • Remove product residue with clean water. Re-polish calcium based stone with Reviver or Renue. • Call Aqua Mix for advice.

Phosphoric Acid Substitute

Problem Solving Guide

Problem: If the product problem you are experiencing is not covered by the guide then it is most likely something that is job specific. Therefore please contact Aqua Mix directly for more detailed advice and information.

Solutions: The solutions described are not necessarily the only way to solve the specific problem. However they are based on giving you the most efficient and direct solution without resorting to more complex solutions that may require a professional. If the solutions outlined do not solve the problem it is most likely job specific. Therefore please contact Aqua Mix directly for more detailed advice and information.

Note: Please read the full product label before using any product and observe the Test Area instruction noted on all labels.

Problem	Reason	Solution
Visible residue (most likely a white crystalline residue).	<ul style="list-style-type: none"> • Cleaner not completely rinsed off surface. • Solution too strong. 	<ul style="list-style-type: none"> • Always remove all acid residue. Use clean water and extraction. Also important to use correct water/acid ratio. • Use Aqua Mix NanoScrub and white pad.
Etched or marked surface.	<ul style="list-style-type: none"> • Acid will etch acid sensitive surfaces such as calcium-based stone. 	<ul style="list-style-type: none"> • Repolish surface with Renue or Reviver. Call Aqua Mix for advice.
Etched or tarnished metal.	<ul style="list-style-type: none"> • Acids will etch or tarnish most metal surfaces. • Do not expose metals to acid, as they cannot be easily repaired. 	<ul style="list-style-type: none"> • Protect acid sensitive surfaces.
Bleached the color of grout.	<ul style="list-style-type: none"> • Acid will bleach the pigments used in grout. • Grout not pre-wet. • Acid solution too strong. • Acid residue not neutralized. 	<ul style="list-style-type: none"> • Use as weak an acid solution as possible to complete task. • Always pre-wet surface and grout joints with clean water. • Neutralize acid after use with several rinses of clean water. • Repair bleached or damaged grout pigment with Aqua Mix Grout Colorant.
Grout is powdery or sand is coming out of joint after acid wash.	<ul style="list-style-type: none"> • Acid has damaged the cement binder in the grout. • Grout not pre-wet. • Acid solution too strong. • Acid residue not neutralized. 	<ul style="list-style-type: none"> • Use as weak an acid solution as possible to complete task. • Always pre-wet surface and grout joints with clean water. • Neutralize acid after use with several rinses of clean water.
Does not clean.	<ul style="list-style-type: none"> • Not the appropriate cleaner for the intended contaminant. 	<ul style="list-style-type: none"> • Look at Aqua Mix product literature to research correct cleaner.

Ex-Treme®

Problem Solving Guide

Problem: If the product problem you are experiencing is not covered by the guide then it is most likely something that is job specific. Therefore please contact Aqua Mix directly for more detailed advice and information.

Solutions: The solutions described are not necessarily the only way to solve the specific problem. However they are based on giving you the most efficient and direct solution without resorting to more complex solutions that may require a professional. If the solutions outlined do not solve the problem it is most likely job specific. Therefore please contact Aqua Mix directly for more detailed advice and information.

Note: Please read the full product label before using any product and observe the Test Area instruction noted on all labels.

Problem	Reason	Solution
Visible residue (sometimes sticky).	<ul style="list-style-type: none"> • Cleaner not completely rinsed off surface. • Solution too strong. 	<ul style="list-style-type: none"> • Always remove all acid residue. Use clean water and extraction. Also important to use correct water/acid ratio. • Use Aqua Mix NanoScrub and white pad.
Etched or marked surface.	<ul style="list-style-type: none"> • Acid will etch acid sensitive surfaces such as calcium-based stone. 	<ul style="list-style-type: none"> • Repolish surface with Renue or Reviver. Call Aqua Mix for advice.
Etched or tarnished metal.	<ul style="list-style-type: none"> • Acids will etch or tarnish most metal surfaces. • Do not expose metals to acid, as they cannot be easily repaired. 	<ul style="list-style-type: none"> • Protect acid sensitive surfaces.
Does not clean.	<ul style="list-style-type: none"> • Not the appropriate cleaner for the intended contaminant. 	<ul style="list-style-type: none"> • Look at Aqua Mix product literature to research correct cleaner.

Grout Haze Clean-Up

Problem Solving Guide

Problem: If the product problem you are experiencing is not covered by the guide then it is most likely something that is job specific. Therefore please contact Aqua Mix directly for more detailed advice and information.

Solutions: The solutions described are not necessarily the only way to solve the specific problem. However they are based on giving you the most efficient and direct solution without resorting to more complex solutions that may require a professional. If the solutions outlined do not solve the problem it is most likely job specific. Therefore please contact Aqua Mix directly for more detailed advice and information.

Note: Please read the full product label before using any product and observe the Test Area instruction noted on all labels.

Problem	Reason	Solution
Grout haze not removed.	<ul style="list-style-type: none"> • Mixed solution too weak. • Grout haze too thick. • Surface too heavily textured. • Product not used in final rinse. 	<ul style="list-style-type: none"> • Add more product to mix. • Remove excess grout with grout float before using product. • Pre-seal highly porous or textured surfaces before grouting. • Use product in final rinse.
Surface dull after using product.	<ul style="list-style-type: none"> • Grout haze not completely removed. • Product used too concentrated. • Most likely product residue. However Grout Haze Clean-Up can dull some polished calcium based stones. 	<ul style="list-style-type: none"> • Mix weaker solution and re-apply. • If grout has cured use Aqua Mix NanoScrub.

Poultice Stain Remover

Problem Solving Guide

Problem: If the product problem you are experiencing is not covered by the guide then it is most likely something that is job specific. Therefore please contact Aqua Mix directly for more detailed advice and information.

Solutions: The solutions described are not necessarily the only way to solve the specific problem. However they are based on giving you the most efficient and direct solution without resorting to more complex solutions that may require a professional. If the solutions outlined do not solve the problem it is most likely job specific. Therefore please contact Aqua Mix directly for more detailed advice and information.

Note: Please read the full product label before using any product and observe the Test Area instruction noted on all labels.

Problem	Reason	Solution
Has not removed stain.	<ul style="list-style-type: none"> • Not mixed with correct cleaning base. • Surface sealed. • Stain too deep. • Poultice not applied for long enough. 	<ul style="list-style-type: none"> • Check Aqua Mix literature to ascertain correct cleaner to mix with Poultice. • Strip sealer before application. • Stain too deep and perhaps permanent. • Apply Poultice for 24 hours and stain may require more than one treatment.
Lightens tone of surface.	<ul style="list-style-type: none"> • Poultice has removed general dirt as well as contaminant thus lightening the tone of treated area. • Residue not completely removed from surface. 	<ul style="list-style-type: none"> • Always apply Poultice to complete piece of stone or tile and not just the stain itself. • Clean any residue with water. If it has cured and gone hard, clean with water and Aqua Mix NanoScrub.
Visible residue on surface or in grout.	<ul style="list-style-type: none"> • Residue not completely removed from surface. 	<ul style="list-style-type: none"> • Clean any residue with water. If it has cured and gone hard, clean with water and Aqua Mix NanoScrub.
Darkens surface after removal.	<ul style="list-style-type: none"> • Surface will look dark for one or more days depending on stone type. 	<ul style="list-style-type: none"> • Allow to dry until treated area lightens up to natural appearance.

Sealer & Coating Remover

Problem Solving Guide

Problem: If the product problem you are experiencing is not covered by the guide then it is most likely something that is job specific. Therefore please contact Aqua Mix directly for more detailed advice and information.

Solutions: The solutions described are not necessarily the only way to solve the specific problem. However they are based on giving you the most efficient and direct solution without resorting to more complex solutions that may require a professional. If the solutions outlined do not solve the problem it is most likely job specific. Therefore please contact Aqua Mix directly for more detailed advice and information.

Note: Please read the full product label before using any product and observe the Test Area instruction noted on all labels.

Problem	Reason	Solution
Does not strip coating.	<ul style="list-style-type: none"> • Not enough product. • Not enough dwell time. • A sealer or coating that cannot be stripped with this product. 	<ul style="list-style-type: none"> • Increase product and or dwell time or boost with Aqua Mix NanoScrub and hot water. • Use more aggressive solvent.
Visible residue left on surface after stripping. Floor streaky.	<ul style="list-style-type: none"> • Sealer or coating not totally stripped. 	<ul style="list-style-type: none"> • Re-apply more product and or increase dwell time. • Use wet and dry vacuum to totally remove sealer residue. • Boost Sealer & Coating Remover with Aqua Mix NanoScrub (add after dwell time) and hot water for difficult to remove sealers or coatings.
Damaged my paint, vinyl floor or carpet.	<ul style="list-style-type: none"> • Solvents will damage paint, vinyl, and other types of synthetic materials. 	<ul style="list-style-type: none"> • Use the appropriate solvent resistant protection where required. • Do not allow product to come in contact with any non-recommended surface.

STONE RESTORATION

Reviver® Problem Solving Guide

Problem: If the product problem you are experiencing is not covered by the guide then it is most likely something that is job specific. Therefore please contact Aqua Mix directly for more detailed advice and information.

Solutions: The solutions described are not necessarily the only way to solve the specific problem. However they are based on giving you the most efficient and direct solution without resorting to more complex solutions that may require a professional. If the solutions outlined do not solve the problem it is most likely job specific. Therefore please contact Aqua Mix directly for more detailed advice and information.

Note: Please read the full product label before using any product and observe the Test Area instruction noted on all labels.

Problem	Reason	Solution
Does not polish.	<ul style="list-style-type: none">• Stone is not a calcium-based.• Not enough product.• Not enough water.• Incorrect pad or machine.	<ul style="list-style-type: none">• Use a low speed machine approximate 175-300 RPM and synthetic tan or natural hair floor pads.
Polishing not even.	<ul style="list-style-type: none">• Pads are worn.• Not enough water on surface.• Not enough product.• Surface uneven.	<ul style="list-style-type: none">• Change pads regularly.• If surface is too uneven chemical polishing will not work. Surface will have to be ground smooth before polishing.
Does not polish close to edges or at the corners between stone.	<ul style="list-style-type: none">• Stone surface out of level.• Surface has been chemically polished too many times creating a convex or concave surface.	<ul style="list-style-type: none">• Use two pads under machine to compensate for uneven pieces. Once surface is too uneven, it needs to be re-ground.
Visible residue left on surface.	<ul style="list-style-type: none">• Chemical residue not completely polished dry.	<ul style="list-style-type: none">• After level of polish has been achieved and the main residue removed, the surface and any remaining residue must be polished dry with a cotton pad.• Do not use anything more abrasive as this may scratch surface.
Dulls surface rather than polishes.	<ul style="list-style-type: none">• Pad too abrasive.• Solution too dry.	<ul style="list-style-type: none">• Use a synthetic tan or natural hair floor pad. Make sure there is plenty of water on surface at all times.
Orange peel effect.	<ul style="list-style-type: none">• Incorrect machine or pad.• Surface has been polished or honed too many times before.• Not enough product on surface.• Not enough water on surface.	<ul style="list-style-type: none">• Use a low speed machine approximate 175-300 RPM and synthetic tan or natural hair floor pads.• If surface has been treated a number of times it needs to be re-ground before final polishing.

KnockDown®

Problem Solving Guide

Problem: If the product problem you are experiencing is not covered by the guide then it is most likely something that is job specific. Therefore please contact Aqua Mix directly for more detailed advice and information.

Solutions: The solutions described are not necessarily the only way to solve the specific problem. However they are based on giving you the most efficient and direct solution without resorting to more complex solutions that may require a professional. If the solutions outlined do not solve the problem it is most likely job specific. Therefore please contact Aqua Mix directly for more detailed advice and information.

Note: Please read the full product label before using any product and observe the Test Area instruction noted on all labels.

Problem	Reason	Solution
Does not hone floor.	<ul style="list-style-type: none"> • Stone is not a calcium-based. • Not enough product. • Not enough water. • Incorrect pad or machine. 	<ul style="list-style-type: none"> • Use a low speed machine approximate 175-300 RPM and synthetic tan or natural hair floor pads.
Honing not even.	<ul style="list-style-type: none"> • Pads are worn. • Not enough water on surface. • Not enough product. • Surface uneven. 	<ul style="list-style-type: none"> • Change pads regularly. • If surface is too uneven Knockdown will not work. • Surface will have to be ground smooth before final hone.
Does not hone close to edges or at the corners between stone.	<ul style="list-style-type: none"> • Stone surface out of level. • Surface has been chemically polished too many times creating a convex or concave surface. 	<ul style="list-style-type: none"> • Use two pads under machine to compensate for uneven pieces. • Once surface is too uneven, surface needs to be re-ground.
Visible residue left on surface.	<ul style="list-style-type: none"> • Chemical residue not completely polished dry. 	<ul style="list-style-type: none"> • After degree of hone has been reached remove all residue, rinse with water and polish surface dry.
Dulls surface rather than polishes.	<ul style="list-style-type: none"> • Pad too abrasive. • Solution too dry. 	<ul style="list-style-type: none"> • Use a synthetic tan or natural hair floor pad. • Make sure there is plenty of water on surface at all times.
Orange peel effect.	<ul style="list-style-type: none"> • Incorrect machine or pad. • Surface has been polished or honed too many times before. • Not enough product on surface. • Not enough water on surface. 	<ul style="list-style-type: none"> • Use a low speed machine approximate 175-300 RPM and synthetic tan or natural hair floor pads. • If surface has been treated a number of times it needs to be re-ground.

Renue®

Problem Solving Guide

Problem: If the product problem you are experiencing is not covered by the guide then it is most likely something that is job specific. Therefore please contact Aqua Mix directly for more detailed advice and information.

Solutions: The solutions described are not necessarily the only way to solve the specific problem. However they are based on giving you the most efficient and direct solution without resorting to more complex solutions that may require a professional. If the solutions outlined do not solve the problem it is most likely job specific. Therefore please contact Aqua Mix directly for more detailed advice and information.

Note: Please read the full product label before using any product and observe the Test Area instruction noted on all labels.

Problem	Reason	Solution
Does not polish.	<ul style="list-style-type: none"> • Stone is not a calcium-based. • Not enough product. • Incorrect pad. 	<ul style="list-style-type: none"> • Use a soft cotton cloth to polish only.
Visible residue left on surface.	<ul style="list-style-type: none"> • Chemical residue not completely removed from surface. 	<ul style="list-style-type: none"> • After the degree of polish has been reached, remove all residue, and polish dry with soft cotton cloth.
Etch mark still visible after polishing.	<ul style="list-style-type: none"> • The original etch mark is too deep. 	<ul style="list-style-type: none"> • For deep marks the surface will need to be re-ground to completely remove them.
Dulls surface rather than polishes.	<ul style="list-style-type: none"> • Pad too abrasive. • Residue not completely removed. 	<ul style="list-style-type: none"> • Use a soft cotton cloth to polish only. • Polish dry with soft cotton cloth.
Orange peel effect.	<ul style="list-style-type: none"> • Pad too abrasive • Surface has been polished or honed too many times before. 	<ul style="list-style-type: none"> • Use a soft cotton cloth to polish only. • If surface has been treated a number of times it needs to be re-ground.

GROUT COLORANT

Grout Colorant

Problem Solving Guide

Problem: If the product problem you are experiencing is not covered by the guide then it is most likely something that is job specific. Therefore please contact Aqua Mix directly for more detailed advice and information.

Solutions: The solutions described are not necessarily the only way to solve the specific problem. However they are based on giving you the most efficient and direct solution without resorting to more complex solutions that may require a professional. If the solutions outlined do not solve the problem it is most likely job specific. Therefore please contact Aqua Mix directly for more detailed advice and information.

Note: Please read the full product label before using any product and observe the Test Area instruction noted on all labels.

Problem	Reason	Solution
Uneven color or finish.	<ul style="list-style-type: none">• Not enough product.• Uneven application.• Grout too damp prior to application.• Incorrect applicator.	<ul style="list-style-type: none">• Apply more colorant.• Two applications may be required especially when going from a dark to light color.• Allow grout to completely dry and re-apply another coat.• Use a soft bristle toothbrush or Aqua Mix Grout Colorant applicator brush.
Colorant peels.	<ul style="list-style-type: none">• Grout not properly prepared.• Grout must be clean, dry and free of any previous sealer as well as any cleaner or chemical residue.• Colorant applied to damp grout joint or applied too thick.	<ul style="list-style-type: none">• Strip Colorant with Aqua Mix Sealer & Coating Remover.• Clean cement grout should be prepared with either Phosphoric Acid Substitute (3 parts water to 1 part cleaner) or Grout Colorant Pre-Treat Cleaner.• For epoxy grout use Sealer & Coating Remover.• Allow to thoroughly dry and recolor.
Grout Colorant pulls out of joint during clean-up.	<ul style="list-style-type: none">• Colorant still not dry.• Grout not completely dry before application.• Colorant was applied too thick.	<ul style="list-style-type: none">• Colorant must dry minimum 1 hour before clean-up. In cold or humid conditions this could be longer.• If colorant was applied to a damp joint or too thick, strip with Aqua Mix Sealer & Coating Remover and re-apply colorant.
Grout Colorant is worn off by foot traffic.	<ul style="list-style-type: none">• Grout is sitting flush or above tile surface.	<ul style="list-style-type: none">• Remove excess grout with a grout rake so it sits below tile surface then re-apply Grout Colorant.

Grout Colorant

Problem Solving Guide

Problem: If the product problem you are experiencing is not covered by the guide then it is most likely something that is job specific. Therefore please contact Aqua Mix directly for more detailed advice and information.

Solutions: The solutions described are not necessarily the only way to solve the specific problem. However they are based on giving you the most efficient and direct solution without resorting to more complex solutions that may require a professional. If the solutions outlined do not solve the problem it is most likely job specific. Therefore please contact Aqua Mix directly for more detailed advice and information.

Note: Please read the full product label before using any product and observe the Test Area instruction noted on all labels.

Problem	Reason	Solution
Residue hard to remove off surrounding tile or stone surface.	<ul style="list-style-type: none"> • Residue allowed to remain on surface too long before cleaning. • Not enough water in clean-up. • Tile or stone surface too textured or porous. 	<ul style="list-style-type: none"> • Remove residue no later than 12 hours after application, and use plenty of water during clean-up. • A small amount of Aqua Mix Concentrated Stone & Tile Cleaner in the clean-up water helps to ease removal. • Colorant should not be used on grouted textured or porous surfaces. Strip with Sealer & Coating Remover and do not re-apply.
Colorants sealer performance is poor.	<ul style="list-style-type: none"> • Not enough colorant applied. • Colorant maintained with incompatible cleaner. 	<ul style="list-style-type: none"> • Apply more colorant. To achieve the best sealer performance from Grout Colorant two thin coats are recommended. • Do not use acid or solvent-based cleaners over Grout Colorant. • Use only pH neutral cleaners like Aqua Mix Concentrated Stone & Tile Cleaner or for heavily soiled joints use Aqua Mix Grout Deep Clean.
Grout Colorant Pre-Treat Cleaner tile or stone surface has visible residue after using cleaner.	<ul style="list-style-type: none"> • Cleaner not completely removed from surface. 	<ul style="list-style-type: none"> • Remove residue with clean water and light agitation and rinse well.

Aqua Stain

Problem Solving Guide

Problem: If the product problem you are experiencing is not covered by the guide then it is most likely something that is job specific. Therefore please contact Aqua Mix directly for more detailed advice and information.

Solutions: The solutions described are not necessarily the only way to solve the specific problem. However they are based on giving you the most efficient and direct solution without resorting to more complex solutions that may require a professional. If the solutions outlined do not solve the problem it is most likely job specific. Therefore please contact Aqua Mix directly for more detailed advice and information.

Note: Please read the full product label before using any product and observe the Test Area instruction noted on all labels.

Problem	Reason	Solution
Is not penetrating into my terra-cotta.	<ul style="list-style-type: none"> • Terra-cotta is not porous enough. • Aqua Stain is designed for use on high porosity terra-cotta such as Saltillo only. 	<ul style="list-style-type: none"> • Remove using Aqua Mix Sealer & Coating Remover.
Stain is streaky, uneven and application marks are visible.	<ul style="list-style-type: none"> • Terra-cotta too dense to take stain. • Surface too dry. • Applying stain to too large a section of tile. 	<ul style="list-style-type: none"> • Remove with Aqua Mix Sealer & Coating Remover. • Dampen surface with clean water prior to application to facilitate even application. • Only apply to small areas (4-6 sq. ft.) at a time.
Stain is either too light or too dark.	<ul style="list-style-type: none"> • Incorrect stain/water ratio. 	<ul style="list-style-type: none"> • Too light; use less water to mix stain resulting in darker color • Too dark; use more water to mix stain resulting in lighter color.
Freshly applied stain is too dark/too light.	<ul style="list-style-type: none"> • Color can be adjusted as long as the stain is still wet. 	<ul style="list-style-type: none"> • Too dark; adjust uncured stain with clean water to lighten color. • Too light; adjust uncured stain by applying more stain.
Stain is wearing off quickly.	<ul style="list-style-type: none"> • No protective sealer has been applied. 	<ul style="list-style-type: none"> • Aqua Stain must be protected by a topical (coating) sealer. • Apply Aqua Mix Seal and Finish Low Sheen after stain is fully cured. • For a higher shine apply Aqua Mix Floor Shine & Hardener over Seal & Finish Low Sheen.

TECHNICAL BULLETINS

TECHNICAL BULLETIN INDEX

TECHNICAL BULLETINS FOR:

- #1 Removal of Cement Grout Haze Residue
- #2 Removal of Epoxy Grout Haze Residue
- #3 Removing Grout Haze on Polished Marble or Acid-Sensitive Surfaces
- #4 Faded/Inconsistent Grout Color (Recoloring)
- #5 Faded Grout Color (Darkening)
- #6 Removal of Efflorescence
- #7 Removal of Soap Scum/Hard Water Deposits/Mildew Stains
- #8 Removal of Sealer Residue from Tile or Stone Surfaces
- #9 Removal of Enrich'N'Seal™ or Stone Enhancer Residue from Stone Surfaces
- #10 Removal of Sealers
- #11 Removal of Waxes/Floor Finishes
- #12 Removal of Pencil Marks/Metallic Stains
- #13 Removal of Adhesive/Mastic
- #14 Removal of Deep-Set Stains from Porous Tile/Natural Stone/Masonry
- #15 Removal of Rust Stains (Smoke, Soot, Soil)
- #16 Recrystallization (Dry Process) – Calcium-Based Polished Stones
- #17 Repolishing/Restoration (Wet Process) – Calcium-Based Polished Stones
- #18 Restoring Lightly Etched, Polished, Calcium-Based Stones (Small Areas)

Aqua Mix Technical Bulletin #1:

REMOVAL OF CEMENT OR GROUT HAZE RESIDUE

Method A (within first 10 days of grouting)

Purpose: To remove cement or latex modified grout haze that has cured on the tile or stone surface

Product Recommendation: Grout Haze Clean-Up (Notes A & B)

Equipment: Scrub pad or brush, bucket and cotton towels

Optional: scrub machine, wet-dry vac

Coverage: Approximately 200 sq. ft. (20 m²) per gal (3.78 L)

Procedure:

1. Always test a small area first to ensure satisfactory results.
2. Sweep or vacuum surface.
3. Apply Grout Haze Clean-Up full strength onto a manageable area of up to 10 sq. ft. (1 m²)
4. Allow to dwell 5 to 10 minutes. A longer dwell time may be needed.
5. Agitate with a scrub brush or scrub pad.
6. Mop up dirty solution.
7. Rinse thoroughly with clean water.

Method B (after grout has cured a minimum of 10 days)

Product Recommendation: Phosphoric Acid Substitute (Notes A & B)

Equipment: Synthetic mop and bucket with wringer and scrub brush or scrub pad

Coverage: Approximately 400 - 1,200 sq. ft. (35 m² – 110 m²) per gallon (3.78 L)

Procedure:

1. Allow newly grouted installations to cure a minimum of 10 days.
2. Always test a small area first to ensure satisfactory results.
3. Sweep or vacuum surface.
4. Pre-wet surface with water.
5. Mix 1 part Phosphoric Acid Substitute to 5 parts water. Stronger solution may be used if necessary.
6. Apply solution onto a manageable area of up to 10 sq. ft. (1 m²). Do not allow solution to dry.
7. Allow to dwell 1 to 2 minutes.
8. Agitate with a scrub brush or scrub pad.
9. Mop up dirty solution. A wet-dry vacuum may be used.
10. Rinse thoroughly with clean water agitating with a scrub brush to ensure removal of cleaning agents and acid.
11. Repeat procedure if necessary.

Note A: Do not use on marble or on other acid-sensitive tile or stone. Refer to Aqua Mix Technical Bulletin #3.

Note B: Mix NanoScrub® into a wet slurry with either Grout Haze Clean-Up or Phosphoric Acid Substitute for stubborn, difficult to remove grout haze problems.

These recommendations are intended as general guidelines for the removal of cementitious standard and latex modified grout haze. The actual product dilution ratios and cleaning requirements may vary depending on the use, amount and type of grout film present and method of application. READ PRODUCT DIRECTIONS THOROUGHLY PRIOR TO USE. ALWAYS TEST FIRST. KEEP SURFACE CLEAN AND DRY TO REDUCE POSSIBILITY OF SLIP-FALL ACCIDENTS.

Aqua Mix Technical Bulletin #2: REMOVAL OF EPOXY GROUT HAZE RESIDUE

Purpose: To remove epoxy grout haze from tile or stone surfaces

Product Recommendation: Sealer & Coating Remover (Notes A & B)

Equipment: Scrub brush or white scrub pad, bucket and mop.

Optional: Scrub machine with brush or white pad, wet-dry vac.

Coverage: Approximately 75 - 200 sq. ft. (7 m² - 20 m²) per gallon (3.78 L)

Procedure:

1. Always test a small area first to ensure satisfactory results.
2. Sweep or vacuum surface.
3. Apply Sealer & Coating Remover full strength to a small, manageable area of up to 25 sq. ft. (2.5 m²). Do not allow puddling in grout joints.
4. For light residue, dwell time will be minimal. On heavier residue, dwell time may increase to 15 minutes or longer. A proper test will dictate best dwell time. If longer dwell is determined necessary, do not allow to dwell or puddle in grout joints.
5. Agitate with scrub brush or white scrub pad (very light residue).
6. Rinse with clean water to ensure removal of all loose residues.
7. Repeat process if necessary.

Note A: Do not use on resinous synthetic agglomerate or other surfaces containing resin.

Note B: Aqua Mix NanoScrub® can be added to Sealer & Coating Remover immediately before scrubbing to boost cleaning action if needed.

This recommendation is intended as a general guideline for the removal of epoxy grout residue. The actual removal requirements may vary depending on type of tile, method of application and amount of marks/stains present. READ PRODUCT DIRECTIONS THOROUGHLY PRIOR TO USE. ALWAYS TEST FIRST. KEEP SURFACE CLEAN AND DRY TO REDUCE POSSIBILITY OF SLIP-FALL ACCIDENTS.

Aqua Mix Technical Bulletin #3:

REMOVAL OF GROUT HAZE ON POLISHED MARBLE OR ACID-SENSITIVE SURFACES

Purpose: To remove grout haze (cement, latex-modified and epoxy) that has dried on polished, acid-sensitive stone surfaces.

Product Recommendation: NanoScrub®

Equipment: White nylon scrub pad, cotton towels, squeegee

Optional: Low RPM scrub machine (175-350 RPM), wet-dry vac

Coverage: Approximately 800 to 1,000 sq. ft. (75 m² - 950 m²) per gal (3.78 L)

Procedure:

1. Always test a small area first to ensure satisfactory results.
2. Sweep or vacuum surface.
3. Pre-wet a manageable area (25 sq. ft. (2 m²) on floors or 2 sq. ft. (.18 m²) on walls or countertops) with water.
4. Apply directly onto wet surface (1/2 to 1 cup per 25 sq. ft. (2 m²). If working on vertical surface, wet white nylon pad with water and apply NanoScrub® directly to pad before scrubbing.
5. Scrub directly onto manageable surface using scrub machine, hand machine or hand agitation.
6. After brief scrubbing, squeegee small area and polish dry to ensure that light haze has been removed.
7. Continue process until removal of haze has been completed.
8. Remove excess liquid with towel or wet-dry vac.
9. Rinse thoroughly with clean water.
10. Polish dry with clean, absorbent towel.

These recommendations are intended as general guidelines for the removal of grout haze residue on polished, acid-sensitive surfaces. The actual product dilution ratios and cleaning requirements may vary depending on the use, amount and type of grout film present and method of application. READ PRODUCT DIRECTIONS THOROUGHLY PRIOR TO USE. ALWAYS TEST FIRST. KEEP SURFACE CLEAN AND DRY TO REDUCE POSSIBILITY OF SLIP-FALL ACCIDENTS.

Aqua Mix Technical Bulletin #4: FADED/INCONSISTENT GROUT COLOR RECOLORING

Purpose: To create uniform grout color or change existing color, seal and ease ongoing maintenance

Product Recommendation: Grout Colorant (Note A)

Equipment: Toothbrush (child's 2-row is best), white nylon scrub pad and a water spray bottle

Coverage: Approximately 50 - 300 sq. ft. (5 m² - 30 m²) per coat per 8-ounce bottle (273 ml)

Procedure:

1. Always test a small area first to ensure satisfactory results.
2. Existing grout joints must be clean, dry and free of coatings or contaminants that may affect bond. If sealer is present and water droplets do not readily penetrate into grout, use Sealer & Coating Remover to remove existing sealer prior to using Grout Colorant.
3. New grout requires a minimum 48-hour cure time prior to using Grout Colorant.
4. Prepare existing grout joints with Grout Colorant Pre-Treat Cleaner or Phosphoric Acid Substitute (3 parts water to 1 part cleaner). Stone Deep Clean is recommended for preparing grout joints around acid-sensitive tile or stone.
5. Pour Grout Colorant into a small dish and apply onto grout joint using a toothbrush.
6. Spread evenly, working Grout Colorant into joint with toothbrush using a back-and-forth motion. Thin, even coats should be applied, limiting the amount of Grout Colorant that gets on the tile.
7. If going from a dark to light grout color, more than 1 application may be necessary with a minimum 2-hour drying time between coats.
8. After Grout Colorant has dried 1 or more hours (never more than 12 hours), lightly mist surface with water and let stand 5 minutes.
9. Remove excess Grout Colorant from surface of tile using water and a white nylon scrub pad, avoiding direct scrubbing of recessed grout joint.
10. Avoid direct scrubbing on grout joints for 20 days to allow a full cure.

Note A: Grout Colorant not only recolors existing grout, IT PROVIDES A SUPERIOR SEAL AND REDUCES ROUTINE MAINTENANCE.

This recommendation is intended as a general guideline for recoloring and rejuvenating faded/inconsistent standard and latex-modified, sanded cementitious grout. The requirements may vary depending on the use, porosity and condition of the grout. READ PRODUCT DIRECTIONS THOROUGHLY PRIOR TO USE. ALWAYS TEST FIRST. KEEP SURFACE CLEAN AND DRY TO REDUCE POSSIBILITY OF SLIP-FALL ACCIDENTS.

Aqua Mix Technical Bulletin #5: FADED GROUT COLOR DARKENING

Purpose: To darken existing unsealed grout joints around ceramic and porcelain tile installations

Product Recommendation: Enrich'N'Seal® or Stone Enhancer (Notes A & B)

Equipment: Soft-bristle paint brush and white cotton towels

Coverage: Approximately 200 - 700 sq. ft. (20 m² - 65 m²) per coat per pint (473 ml)

Procedure:

1. Always test a small area first to ensure satisfactory results.
2. For new installations, Enrich'N'Seal™ or Stone Enhancer can be applied 48 hours after grouting.
3. Grout must be clean, dry and free of existing sealers and coatings.
4. Apply 1 to 2 applications of Enrich'N'Seal™ or Stone Enhancer using a soft-bristle paintbrush and working into grout joints.
5. If more than 1 application is applied, allow 30 minutes drying time between applications.
6. Using absorbent white cotton towels, polish dry any sealer remaining on the surface within 5 minutes of each application.
7. Ready for surface traffic in 2 hours. Keep dry for 12 hours.

Note A: Not recommended for use on epoxy grout or sealed grout joints, as Enrich'N'Seal™ or Stone Enhancer must penetrate into grout.

Note B: Will darken unglazed tile and stone.

This recommendation is intended as a general guideline for darkening faded/inconsistent standard and latex-modified, sanded cementitious grout. The requirements may vary depending on the use, porosity and condition of the grout. READ PRODUCT DIRECTIONS THOROUGHLY PRIOR TO USE. ALWAYS TEST FIRST. KEEP SURFACE CLEAN AND DRY TO REDUCE POSSIBILITY OF SLIP-FALL ACCIDENTS.

Aqua Mix Technical Bulletin #6: REMOVAL OF EFFLORESCENCE

Purpose: To remove white mineral residue (efflorescence) from tile, stone, masonry or grout surface

Product Recommendation: Eff-Ex® (Notes A, B & C)

Equipment: Synthetic mop and bucket with wringer and scrub brush

Coverage: Approximately 30 - 125 sq. ft. (3 m² - 12 m²) per gallon (3.78 L)

Procedure:

1. Always test a small area first to ensure satisfactory results.
2. Apply undiluted per product directions.
3. Allow to dwell on surface for 30 to 60 minutes. For heavy efflorescence, allow a 60-minute dwell time.
4. Do not allow to dry on surface, apply additional product if necessary to keep wet.
5. Agitate with a scrub brush. A low RPM (175 to 350 RPM) scrub machine may be used.
6. Mop up or wet-dry vacuum dirty solution.
7. Rinse thoroughly with clean water agitating with a scrub brush to ensure removal of cleaning agents.
8. For exterior areas, a hose or high-pressure water sprayer may be used.

Note A: If efflorescence is entrapped below a non-breathable sealer, follow directions of Technical Bulletin #10 to remove sealer prior to efflorescence removal.

Note B: Not recommended on polished marble, limestone and travertine as it may lightly etch polished surfaces.

Note C: If efflorescence has been allowed to crystallize on surface, it may be necessary to use an acidic cleaner such as Aqua Mix Phosphoric Acid Substitute. This acidic cleaner will etch polished marble and other acid-sensitive surfaces.

These recommendations are intended as guidelines for the removal of efflorescence. The actual cleaning requirements may vary depending on method of application, and amount of efflorescence/ hard water present. READ PRODUCT DIRECTIONS THOROUGHLY PRIOR TO USE. ALWAYS TEST FIRST. KEEP SURFACE CLEAN AND DRY TO REDUCE POSSIBILITY OF SLIP-FALL ACCIDENTS.

Aqua Mix Technical Bulletin #7:

REMOVAL OF SOAP SCUM, HARD WATER DEPOSITS AND MILDEW STAINS

Purpose: To remove water deposits, mildew and soap scum on tile and acid-resistant stone surfaces

Product Recommendation: Phosphoric Acid Substitute (Note A)

Equipment: White nylon scrub brush or scrub pad

Coverage: Varies depending on use and amount of buildup

Procedure:

1. Always test a small area first to ensure satisfactory results.
2. Apply pre-diluted solution to surface.
3. Agitate with a white nylon scrub brush or scrub pad.
4. For stubborn areas, allow to dwell 5 to 10 minutes before agitating.
5. Rinse thoroughly with clean water.

Note A: Do not use on polished marble, limestone or on other acid-sensitive tile or stone. For acid-sensitive surfaces, Aqua Mix NanoScrub® is recommended per product directions.

These recommendations are intended as general guidelines for the removal of soap scum/mildew stains/hard water deposits. The actual removal requirements may vary depending on the use and amount of mildew and/or soap scum to be removed. READ PRODUCT DIRECTIONS THOROUGHLY PRIOR TO USE. ALWAYS TEST FIRST. KEEP SURFACE CLEAN AND DRY TO REDUCE POSSIBILITY OF SLIP-FALL ACCIDENTS.

Aqua Mix Technical Bulletin #8:

REMOVAL OF SEALER RESIDUE FROM TILE OR STONE SURFACES

For Removal of Aqua Mix:

Penetrating Sealer – Pro-Solv® - Sealer's Choice® Gold – Ultra-Solv® – Grout Sealer

Purpose: To remove sealer residue that has been allowed to cure on tile or stone surface

Product Recommendation: Aqua Mix NanoScrub® (Note A)

Equipment: White nylon scrub pad, mop and bucket with wringer or wet-dry vacuum

Optional: Low RPM (175 - 350 RPM) floor machine utilizing a white nylon pad

Coverage: Approximately 50 - 500 sq. ft. (5 m² – 50 m²) per quart (946 ml)

Procedure:

1. Always test a small area first to ensure satisfactory results.
2. Protect surrounding areas from splattering to minimize clean-up.
3. Pre-wet surface with water.
4. Pour NanoScrub® onto a manageable area of up to 10 sq. ft. (1 m²) making a thin slurry.
5. Spread mixture onto surface and agitate by hand or with low RPM (175 - 350) floor machine using a white nylon pad. Keep surface wet throughout buffing process.
6. Remove solution with clean towels or sponge and rinse twice with clean water. A wet-dry vacuum may be used.
7. Polish surface dry with clean, dry towels.

Note A: For textured surfaces, a scrub brush is recommended.

This recommendation is intended as a guideline for the removal of sealer residue. The actual cleaning requirements may vary depending on type of tile, method of application and amount of residue. READ PRODUCT DIRECTIONS THOROUGHLY PRIOR TO USE. ALWAYS TEST FIRST. KEEP SURFACE CLEAN AND DRY TO REDUCE POSSIBILITY OF SLIP-FALL ACCIDENTS.

Aqua Mix Technical Bulletin #9:

REMOVAL OF ENRICH'N'SEAL OR STONE ENHANCE SEALER RESIDUE FROM STONE SURFACES

For removal of Aqua Mix Enrich 'N' Seal™ or Stone Enhancer residue (light residue – smooth surfaces)

Product Recommendation: Aqua Mix Heavy-Duty Tile & Grout Cleaner or Stone Deep Clean

Equipment: Nylon scrub brush, mop and bucket with wringer or wet/dry vacuum

Optional: For large installations a low RPM (175-350 RPM) floor machine may be used fitted with a soft to medium bristle brush or hogs hair pad

Coverage: Approximately 175 - 300 sq. ft. (16 m² – 28 m²) per gallon (3.78 L)

Procedure:

1. Always test a small area first.
2. Mix one part Heavy-Duty Tile & Grout Cleaner or Stone Deep Clean to one part water.
3. Apply solution onto surface and allow to dwell for 20 to 30 minutes.
4. Agitate by hand with scrub pad or brush or with floor machine. Keep surface wet throughout process.
5. Remove solution with mop or wet/dry vacuum.
6. Rinse several times with clean water and allow to dry.

For removal of Aqua Mix Enrich 'N' Seal™ or Stone Enhancer residue (heavy residue – textured surfaces)

Product Recommendation: Aqua Mix NanoScrub®

Equipment: Nylon or natural-bristle scrub brush, mop and bucket with wringer or wet/dry vacuum

Optional: For large installations a low RPM (175-350 RPM) floor machine may be used fitted with a soft to medium bristle brush or hogs hair pad

Coverage: Approximately 500 – 1,000 sq. ft. (45 m² – 95 m²) per gallon (3.78 L)

Procedure:

1. Always test a small area first.
2. Pre-wet a manageable area with water.
3. Apply a liberal amount of NanoScrub® .
4. Agitate by hand with scrub brush or with floor machine.
5. Remove solution with mop or wet/dry vacuum.
6. Rinse several times with clean water and allow to dry.

This recommendation is intended as a guideline for the removal of Enrich'N'Seal or Stone Enhancer residue. The actual cleaning requirements may vary depending on type of tile, method of application, texture of stone and amount of residue. READ PRODUCT DIRECTIONS THOROUGHLY PRIOR TO USE. ALWAYS TEST FIRST. KEEP SURFACE CLEAN AND DRY TO REDUCE POSSIBILITY OF SLIP-FALL ACCIDENTS.

Aqua Mix Technical Bulletin #10: REMOVAL OF SEALERS

Purpose: To remove sealers on or in tile or stone surfaces (coating or penetrating sealers)

Product Recommendation: Sealer & Coating Remover (Notes A, B & C)

Equipment: Scrub brush, white nylon scrub pad or scrub machine and white cotton towels or sponge

Coverage: Approximately 75 - 200 sq. ft. (7 m² – 20 m²) per gallon (3.78 L)

Procedure:

1. Always test a small area first to ensure satisfactory results.
2. Sweep or vacuum surface.
3. Apply a liberal amount of undiluted Sealer & Coating Remover to a small, manageable area of up to 25 sq. ft. (2.5 m²).
4. Allow to dwell up to 1 hour without drying or until coating or residue softens. Re-apply if necessary until sealer softens and can be removed.
5. If necessary, apply additional remover or sprinkle with hot water and agitate with a scrub brush.
6. If scrub machine is used, apply hot water to surface immediately prior to scrubbing.
7. Wipe up residue with absorbent white cotton towels or sponge. A wet-dry vacuum may be used.
8. Rinse thoroughly with clean water.

Note A: For difficult to remove coating sealers, Aqua Mix NanoScrub® may be applied directly onto Sealer and Coating Remover immediately before scrubbing with machine.

Note B: Do not use Sealer & Coating Remover on synthetic agglomerate or other resinous surfaces.

Note C: It is important to note that the actual process of stripping may alter the appearance and texture of some soft-bodied tiles such as Tecate, Saltillo and some Terra-Cotta tiles.

This recommendation is intended as a general guideline for the removal of sealers. The actual removal requirements may vary depending on the method of application, temperature and amount of sealer to be removed. READ PRODUCT DIRECTIONS THOROUGHLY PRIOR TO USE. ALWAYS TEST FIRST. KEEP SURFACE CLEAN AND DRY TO REDUCE POSSIBILITY OF SLIP-FALL ACCIDENTS.

Aqua Mix Technical Bulletin #11: REMOVAL OF WAXES/FLOOR FINISHES

Purpose: To remove wax-type finishes on tile, stone and grout surfaces

Product Recommendation: Heavy-Duty Tile & Grout Cleaner, 1 & 2 Deep Clean or Stone Deep Clean (Notes A, B, C & D)

Equipment: Synthetic mop and bucket with wringer and scrub brush or scrub machine. A white nylon scrub pad may be used for smooth, even surfaces.

Coverage: Approximately 150 - 300 sq. ft. (15 m² – 30 m²) per gallon (3.78 L)

Procedure:

1. Always test a small area first to ensure satisfactory results.
2. Sweep or vacuum surface.
3. Mix per product directions.
4. Apply solution onto surface with a mop.
5. Allow to dwell 5 to 10 minutes.
6. Agitate with scrub brush or scrub machine.
7. Mop up dirty solution. A wet-dry vacuum may be used.
8. Rinse mop and change cleaning solution at least every 100 sq. ft. (10 m²) or as needed.
9. Rinse thoroughly with clean water.

Note A: For heavy wax or floor finish buildup, mix 1 part Heavy-Duty Tile & Grout Cleaner or Stone Deep Clean to 1 part hot water.

Note B: For large commercial areas 1 & 2 Deep Clean mixed per product directions may be used in place of Heavy-Duty Tile & Grout Cleaner or Stone Deep Clean.

Note C: Stone Deep Clean is recommended for wax/floor finish removal on polished marble and sensitive stone.

Note D: Aqua Mix NanoScrub® can be applied onto wet cleaning solution immediately prior to scrubbing for difficult to remove wax-type finishes.

This recommendation is intended as a general guideline for the removal of waxes/floor finishes. The actual product dilution ratios and removal requirements may vary depending on the use, amount of wax/floor finish and temperature. READ PRODUCT DIRECTIONS THOROUGHLY PRIOR TO USE. ALWAYS TEST FIRST. KEEP SURFACE CLEAN AND DRY TO REDUCE POSSIBILITY OF SLIP-FALL ACCIDENTS.

Aqua Mix Technical Bulletin #12: REMOVAL OF PENCIL MARKS/METALLIC STAINS

Purpose: To remove pencil marks or metallic stains from tile or stone surface

Product Recommendation: Aqua Mix NanoScrub® (Note A)

Equipment: Scrub pad, towel or sponge

Coverage: Dependent on severity

Procedure:

1. Always test a small area first to ensure satisfactory results.
2. Remove surface debris.
3. Pre-wet surface with water.
4. Apply NanoScrub® directly onto wet area.
5. Immediately agitate with a white nylon scrub pad.
6. Remove solution with clean towels or a sponge.
7. Rinse thoroughly with clean water.
8. Polish surface dry with clean, dry towels.
9. Repeat procedure if necessary.

Note A: For difficult to remove pencil marks, Aqua Mix Phosphoric Acid Substitute may be used with NanoScrub®.

This recommendation is intended as a general guideline for the removal of pencil marks/metallic stains. The actual removal requirements may vary depending on type of tile, method of application and amount of marks/stains present. READ PRODUCT DIRECTIONS THOROUGHLY PRIOR TO USE. ALWAYS TEST FIRST. KEEP SURFACE CLEAN AND DRY TO REDUCE POSSIBILITY OF SLIP-FALL ACCIDENTS.

Aqua Mix Technical Bulletin #13: REMOVAL OF ADHESIVE/MASTIC

Purpose: To remove adhesive or mastic from tile or stone surfaces

Product Recommendation: Sealer & Coating Remover (Notes A & B)

Equipment: Scrub brush or nylon scrub pad, plastic scraper and white cotton towels

Coverage: Approximately 75 - 100 sq. ft. (7 m² - 10 m²) per gallon (3.78 L)

Procedure:

1. Always test a small area first to ensure satisfactory results.
2. Sweep or vacuum surface.
3. Apply Sealer & Coating Remover to a small manageable area up to 25 sq. ft. (2.5 m²)
4. Allow to dwell up to 1 hour without drying or until residue softens.
5. Agitate with scrub brush or nylon scrub pad. A plastic scraper may be used for removal of thick residue.
6. If necessary, apply additional remover or sprinkle with hot water and agitate with a scrub brush.
7. Remove residue and wipe surface dry using clean, absorbent white cotton towels.
8. Rinse thoroughly with clean water.
9. Repeat procedure if necessary.

Note A: Do not use on synthetic agglomerate or other resinous surfaces.

Note B: Sealer & Coating Remover will remove sealers and wax-type coatings.

This recommendation is intended as a general guideline for the removal of adhesive/mastic. The actual removal requirements may vary depending on the method of application, temperature and amount of adhesive/mastic to be removed. READ PRODUCT DIRECTIONS THOROUGHLY PRIOR TO USE. ALWAYS TEST FIRST. KEEP SURFACE CLEAN AND DRY TO REDUCE POSSIBILITY OF SLIP-FALL ACCIDENTS.

Aqua Mix Technical Bulletin #14:

REMOVAL OF DEEP-SET STAINS FROM POROUS TILE/NATURAL STONE/MASONRY

Method A

Product Recommendation: Poultrice Stain Remover

Equipment: Bowl, household plastic wrap, plastic putty knife and sponge

Coverage: Varies; test first to determine amount of product needed depending on number of stains present

Procedure:

1. Remove loose debris.
2. Mix several tablespoons of Poultrice Stain Remover powder with water in a bowl to form a thick, pliable paste.
3. Apply a 1/4" (6 mm) thick layer of paste directly over stain with at least a 1" (25 mm) overlap beyond edge of stain.
4. Cover with household plastic wrap, taping around perimeter to seal over Poultrice Stain Remover mix. Leave a small section untaped or punch holes in plastic wrap to allow for slow curing.
5. Allow paste to stand on stain for 24 to 48 hours.
6. Remove Poultrice Stain Remover without scratching surface with a plastic putty knife and wash off residue with clean water and sponge. If poultrice paste has not dried, allow to dry uncovered before removal.
7. Repeat procedure if necessary. If area darkens from absorbed moisture, it should dry completely within 2 to 4 days.

Method B

Purpose: To remove stains that have penetrated into tile or stone surfaces

Product Recommendation: Sealer & Coating Remover (Notes A & B)

Equipment: Scrub brush or white nylon pad and white cotton towels

Coverage: Varies; test first to determine amount of product needed depending on number of stains present

Procedure:

1. Always test a small area first to ensure satisfactory results.
2. Remove loose debris.
3. Apply a liberal amount of undiluted Sealer & Coating Remover over stain(s).
4. Allow to stand up to 1 hour, not allowing Sealer & Coating Remover to dry on surface.
5. If necessary, apply additional remover or sprinkle with hot water and agitate with a scrub brush or white nylon pad.
6. Wipe up residue with absorbent white cotton towels.
7. Rinse thoroughly with water.
8. Wipe surface dry with clean, absorbent, white cotton towels.
9. Repeat procedure if necessary.

Note A: Do not use on synthetic agglomerate or other resinous surfaces.

Note B: Sealer & Coating Remover will remove sealers and wax-type coatings.

This recommendation is intended as a general guideline for the removal of deep-set stains from porous tile, natural stone and masonry. The actual removal requirements may vary depending on type of tile, method of application and amount of stains to be removed. READ PRODUCT DIRECTIONS THOROUGHLY PRIOR TO USE. ALWAYS TEST FIRST. KEEP SURFACE CLEAN AND DRY TO REDUCE POSSIBILITY OF SLIP-FALL ACCIDENTS.

Aqua Mix Technical Bulletin #15: RUST STAIN REMOVAL (ALSO: SMOKE, SOOT, SOIL)

Purpose: To remove rust or mineral-based contaminants from stone, tile and concrete surfaces

Product Recommendation: Ex-Treme® (Note A)

Equipment: Nylon scrub pad (smooth surfaces), nylon scrub brush (textured surfaces)

Optional: Low RPM (175-350 RPM) scrub machine with nylon brush or pad, wet-dry vac, garden hose or pressure-washer

Coverage: Approximately 200 to 1000 sq. ft. (20 m² – 95 m²) per gallon (3.78 L)

Procedure:

1. Always test a small area first to ensure satisfactory results.
2. Sweep or hose down surface to remove loose surface debris.
3. Pre-wet affected spot or manageable area with water.
4. Apply Extreme® directly onto affected stain or manageable area if staining is widespread. (May be diluted with up to 5 parts water for light staining on horizontal surface).
5. Allow to dwell 2 to 10 minutes. Do not allow to dry on surface.
6. Agitate with scrub pad, brush, or scrub machine.
7. Mop or wet-dry vacuum up solution.
8. Rinse immediately after scrubbing with clean water. Garden hose or pressure washer may be used.
9. Heavy staining may require repeated procedure.

Note A: Not recommended for polished calcium-based stone such as marble, limestone, travertine or concrete agglomerate.

This recommendation is intended as a general guideline for the removal of rust, smoke, soot and soil stains. The actual removal requirements may vary depending on the method of application, temperature and amount of contaminants to be removed. READ PRODUCT DIRECTIONS THOROUGHLY PRIOR TO USE. ALWAYS TEST FIRST. KEEP SURFACE CLEAN AND DRY TO REDUCE POSSIBILITY OF SLIP-FALL ACCIDENTS.

Aqua Mix Technical Bulletin #16:

RECRYSTALLIZATION (DRY PROCESS) (MARBLE, LIMESTONE, TRAVERTINE & CEMENT TERRAZZO)

General: This is a “maintenance” method of renewing the polished finish to lightly worn or lightly etched polished marble, travertine, limestone and cement terrazzo.

Product Recommendation: Marble Re-Polish (Notes A, B, C & D)

Equipment: Low RPM (175 – 350) floor machine utilizing #2 steel wool pads (#0 pad is optional).

Coverage: 700 – 1,100 sq. ft. (65 m² – 100 m²) per 20 oz. spray bottle (590 ml)

Procedure:

1. Always test a small area of 5 – 10 sq. ft. (0.5 m² – 1 m²) to ensure satisfactory results.
2. Ensure that floor is clean, dry, and free of existing coatings or finishes.
3. Spray Marble Re-Polish onto a 3 sq. ft. (0.5 m²) section, spray 2-3 squirts per section.
4. Polish immediately with a low RPM floor machine into stone surface utilizing a #2 steel wool pad in a side-to-side motion until floor is dry and no streaking is evident.
5. Repeat procedure utilizing a #0 pad if higher shine is desired or if residue is present.
6. Flip pad or replace pad as needed.
7. Dust mop or dry vacuum floor to ensure removal of any loose steel wool fragments on surface of stone and grout.

Note A: For corners, edges, repolishing isolated spots, countertops or walls, use Aqua Mix Renue®.
This product may be used by hand or small portable polisher per label directions

Note B: If floor has lippage or scratches, professional restoring is recommended; floor should be first ground to a smooth, even surface (using diamond abrasives) to ensure best repolishing results.

Note C: Aqua Mix also offers Reviver®, a polishing compound that can be used in place of Marble Re-Polish, for a higher degree of restoration and shine.

Note D: Not recommended for use on green marble.

This recommendation is intended as a general guideline for the recrystallization of marble, limestone, travertine, and cement terrazzo. The actual recrystallization requirements may vary depending on type of stone, method of application and condition of installation. READ PRODUCT DIRECTIONS THOROUGHLY PRIOR TO USE. ALWAYS TEST FIRST. KEEP SURFACE CLEAN AND DRY TO REDUCE POSSIBILITY OF SLIP-FALL ACCIDENTS.

Aqua Mix Technical Bulletin #17:

REPOLISHING & RESTORATION (WET PROCESS) FOR: POLISHED MARBLE, POLISHED TRAVERTINE, POLISHED LIMESTONE & CEMENT TERRAZZO

Purpose: To repolish and or maintain polished calcium-based stones (WET PROCESS)

Product Recommendation: Reviver® (Notes A & B)

Equipment: Low RPM (175 – 350) floor machine utilizing hogshair or synthetic tan, nylon floor pad

Procedure:

1. Always test a small area first to ensure satisfactory results. Mix well before using.
2. Ensure surface is clean and free of existing coatings.
3. Protect baseboards, carpet, etc. with protective plastic and/or blue painter's tape.
4. Wet area no larger than 20 sq. ft. (1.85 m²) with water and place 2 tablespoons of Reviver® in the center.
5. Using a hogshair or synthetic tan, fiber floor pad work the area in a side-to-side motion with a 175 – 350 RPM floor machine.
6. Continue until desired polish has been achieved. Squeegee slurry from a small area to check for desired results prior to removing all of the slurry mixture off of the floor.
7. Pick up solution with a wet/dry vacuum and rinse thoroughly with clean water.
8. Polish dry with a new polishing pad or cotton bonnet.
9. Sealing is recommended after procedure.

Note A: Severely damaged or worn polished stone may require professional restoration using diamond pads.

Note B: Not recommended for use on green marble.

This recommendation is intended as a general guideline for repolishing and maintaining worn polished marble, polished travertine, polished limestone or cement terrazzo. The actual polishing requirements may vary depending on type of stone, method of application and condition of the stone to be polished. READ PRODUCT DIRECTIONS THOROUGHLY PRIOR TO USE. ALWAYS TEST FIRST. KEEP SURFACE CLEAN AND DRY TO REDUCE POSSIBILITY OF SLIP-FALL ACCIDENTS.

Aqua Mix Technical Bulletin #18:

RESTORING LIGHTLY ETCHED – POLISHED MARBLE, TRAVERTINE & LIMESTONE (SMALL AREAS)

Purpose: To repolish lightly etched or worn areas on isolated spots or small areas

Product Recommendation: Renue® (Notes A, B & C)

Equipment: Soft cotton towel or t-shirt material for hand buffing

Procedure:

1. Always test a small area first to ensure satisfactory results.
2. Ensure surface is clean, dry and free of existing coatings.
3. Apply 1 or 2 squirts of water from spray bottle directly onto etched or worn area. Immediately apply a small amount (tablespoon or less) of Renue® directly onto wetted and worn area.
4. Using soft cotton or white terry cloth towel, buff area until slurry becomes clear and nearly dry. A hand-held buffer with a soft bonnet may be used for larger area such as countertops and vanities.
5. Re-wet the area thoroughly polish dry with absorbent towel.
6. Repeat the process if necessary until desired results are achieved.

Note A: Severely damaged or worn polished stone may require professional restoration using diamond pads. If etch mark is rough to the touch, professional restoration may also be needed.


Note B: Not recommended for use on green marble.

Note C: For repolishing larger floor areas, use Aqua Mix Marble Re-Polish or Aqua Mix Reviver. See Aqua Mix Technical Bulletin #16 and #17.

This recommendation is intended as a general guideline for repolishing etched or worn polished marble, polished travertine or polished limestone. The actual removal requirements may vary depending on type of marble, method of application, and condition of the marble to be repolished. READ PRODUCT DIRECTIONS THOROUGHLY PRIOR TO USE. ALWAYS TEST FIRST. KEEP SURFACE CLEAN AND DRY TO REDUCE POSSIBILITY OF SLIP-FALL ACCIDENTS.

LEED CERTIFICATION



CBP Manufacturing & Distribution Center — Bell, CA 6511 Salt Lake Avenue, Bell CA 90201 	Indoor Environmental Quality	Materials & Resources		
	LEED® Credit 4.1	LEED® Credits 4.1 & 4.2	LEED® Credits 5.1 & 5.2	
	Low VOC Emitting Materials (VOC grams/liter)	Recycled Content (% Post-Consumer Recycled Material)	Product Manufactured Regionally	Material Extracted/Processed Regionally
Care				
Aqua Mix Enrich 'N' Seal	n/a		✓	
Aqua Mix Floor Shine & Hardener	n/a		✓	
Aqua Mix Grout Sealer	0		✓	
Aqua Mix High Gloss Sealer	140		✓	
Aqua Mix Penetrating Sealer	0		✓	
Aqua Mix Pro Solv	n/a		✓	
Aqua Mix Same Day Grout Sealer	0		✓	
Aqua Mix Seal & Finish Low Sheen	100		✓	
Aqua Mix Sealer Application Kit	0		✓	
Aqua Mix Sealer's Choice Gold	47		✓	
Aqua Mix Stone Enhancer	n/a		✓	
Aqua Mix Ultra Solv	n/a		✓	

LEED Credit 4.1
The response of "0" means that the product does not contain any VOCs.
The response of n/a reflects that the product does not qualify for the specified LEED credit.

Information subject to change at any time. © Custom Building Products. LEED is a Registered Trademark of U.S. Green Building Council.



**CBP Manufacturing & Distribution Center —
Frankfort, IN**
3800 West State Road 28, Frankfort, IN 46041




	Indoor Environmental Quality	Materials & Resources		
	LEED® Credit 4.1	LEED® Credits 4.1 & 4.2	LEED® Credits 5.1 & 5.2	
	Low VOC Emitting Materials (VOC grams/liter)	Recycled Content (% Post-Consumer Recycled Material)	Product Manufactured Regionally	Material Extracted/Processed Regionally
Care				
Aqua Mix Enrich 'N' Seal	n/a			
Aqua Mix Floor Shine & Hardener	n/a			
Aqua Mix Grout Sealer	0			
Aqua Mix High Gloss Sealer	140			
Aqua Mix Penetrating Sealer	0			
Aqua Mix Pro Solv	n/a			
Aqua Mix Same Day Grout Sealer	0			
Aqua Mix Seal & Finish Low Sheen	100			
Aqua Mix Sealer Application Kit	0			
Aqua Mix Sealer's Choice Gold	47			
Aqua Mix Stone Enhancer	n/a			
Aqua Mix Ultra Solv	n/a			

LEED Credit 4.1

The response of "0" means that the product does not contain any VOCs.

The response of n/a reflects that the product does not qualify for the specified LEED credit.

Information subject to change at any time. © Custom Building Products. LEED is a Registered Trademark of U.S. Green Building Council.

CBP Manufacturing & Distribution Center — Grand Prairie, TX 1795 109th Street, Grand Prairie, TX 75050 	Indoor Environmental Quality	Materials & Resources		
	LEED® Credit 4.1	LEED® Credits 4.1 & 4.2	LEED® Credits 5.1 & 5.2	
	Low VOC Emitting Materials (VOC grams/liter)	Recycled Content (% Post-Consumer Recycled Material)	Product Manufactured Regionally	Material Extracted/Processed Regionally
Care				
Aqua Mix Enrich 'N' Seal	n/a			
Aqua Mix Floor Shine & Hardener	n/a			
Aqua Mix Grout Sealer	0			
Aqua Mix High Gloss Sealer	140			
Aqua Mix Penetrating Sealer	0			
Aqua Mix Pro Solv	n/a			
Aqua Mix Same Day Grout Sealer	0			
Aqua Mix Seal & Finish Low Sheen	100			
Aqua Mix Sealer Application Kit	0			
Aqua Mix Sealer's Choice Gold	47			
Aqua Mix Stone Enhancer	n/a			
Aqua Mix Ultra Solv	n/a			

LEED Credit 4.1

The response of "0" means that the product does not contain any VOCs.

The response of n/a reflects that the product does not qualify for the specified LEED credit.

Information subject to change at any time. © Custom Building Products. LEED is a Registered Trademark of U.S. Green Building Council.



**CBP Manufacturing & Distribution Center —
Las Vegas, NV**

3115 E. Lone Mountain Road, Las Vegas NV 89030 

	Indoor Environmental Quality	Materials & Resources		
	LEED® Credit 4.1	LEED® Credits 4.1 & 4.2	LEED® Credits 5.1 & 5.2	
	Low VOC Emitting Materials (VOC grams/liter)	Recycled Content (% Post-Consumer Recycled Material)	Product Manufactured Regionally	Material Extracted/Processed Regionally
Care				
Aqua Mix Enrich 'N' Seal	n/a			
Aqua Mix Floor Shine & Hardener	n/a			
Aqua Mix Grout Sealer	0			
Aqua Mix High Gloss Sealer	140			
Aqua Mix Penetrating Sealer	0			
Aqua Mix Pro Solv	n/a			
Aqua Mix Same Day Grout Sealer	0			
Aqua Mix Seal & Finish Low Sheen	100			
Aqua Mix Sealer Application Kit	0			
Aqua Mix Sealer's Choice Gold	47			
Aqua Mix Stone Enhancer	n/a			
Aqua Mix Ultra Solv	n/a			


LEED Credit 4.1

The response of "0" means that the product does not contain any VOCs.

The response of n/a reflects that the product does not qualify for the specified LEED credit.

Information subject to change at any time. © Custom Building Products. LEED is a Registered Trademark of U.S. Green Building Council.




CBP Manufacturing & Distribution Center — Lithia Springs, GA 2155 Sweetwater Industrial Blvd., Lithia Springs, GA 30122 	Indoor Environmental Quality	Materials & Resources		
	LEED® Credit 4.1	LEED® Credits 4.1 & 4.2	LEED® Credits 5.1 & 5.2	
	Low VOC Emitting Materials (VOC grams/liter)	Recycled Content (% Post-Consumer Recycled Material)	Product Manufactured Regionally	Material Extracted/Processed Regionally
Care				
Aqua Mix Enrich 'N' Seal	n/a			
Aqua Mix Floor Shine & Hardener	n/a			
Aqua Mix Grout Sealer	0			
Aqua Mix High Gloss Sealer	140			
Aqua Mix Penetrating Sealer	0			
Aqua Mix Pro Solv	n/a			
Aqua Mix Same Day Grout Sealer	0			
Aqua Mix Seal & Finish Low Sheen	100			
Aqua Mix Sealer Application Kit	0			
Aqua Mix Sealer's Choice Gold	47			
Aqua Mix Stone Enhancer	n/a			
Aqua Mix Ultra Solv	n/a			

LEED Credit 4.1
The response of "0" means that the product does not contain any VOCs.
The response of n/a reflects that the product does not qualify for the specified LEED credit.


Information subject to change at any time. © Custom Building Products. LEED is a Registered Trademark of U.S. Green Building Council.



CBP Manufacturing & Distribution Center — Logan Township, NJ 2115 High Hill Rd., Logan Township, NJ 08085 	Indoor Environmental Quality	Materials & Resources		
	LEED® Credit 4.1	LEED® Credits 4.1 & 4.2	LEED® Credits 5.1 & 5.2	
	Low VOC Emitting Materials (VOC grams/liter)	Recycled Content (% Post-Consumer Recycled Material)	Product Manufactured Regionally	Material Extracted/Processed Regionally
Care				
Aqua Mix Enrich 'N' Seal	n/a			
Aqua Mix Floor Shine & Hardener	n/a			
Aqua Mix Grout Sealer	0			
Aqua Mix High Gloss Sealer	140			
Aqua Mix Penetrating Sealer	0			
Aqua Mix Pro Solv	n/a			
Aqua Mix Same Day Grout Sealer	0			
Aqua Mix Seal & Finish Low Sheen	100			
Aqua Mix Sealer Application Kit	0			
Aqua Mix Sealer's Choice Gold	47			
Aqua Mix Stone Enhancer	n/a			
Aqua Mix Ultra Solv	n/a			

LEED Credit 4.1
 The response of "0" means that the product does not contain any VOCs.
 The response of n/a reflects that the product does not qualify for the specified LEED credit.

Information subject to change at any time. © Custom Building Products. LEED is a Registered Trademark of U.S. Green Building Council.

CBP Manufacturing & Distribution Center — Miami, FL 8850 N.W. 79th Avenue, Miami, FL 33166 	Indoor Environmental Quality	Materials & Resources		
	LEED® Credit 4.1	LEED® Credits 4.1 & 4.2	LEED® Credits 5.1 & 5.2	
	Low VOC Emitting Materials (VOC grams/liter)	Recycled Content (% Post-Consumer Recycled Material)	Product Manufactured Regionally	Material Extracted/Processed Regionally
Care				
Aqua Mix Enrich 'N' Seal	n/a			
Aqua Mix Floor Shine & Hardener	n/a			
Aqua Mix Grout Sealer	0			
Aqua Mix High Gloss Sealer	140			
Aqua Mix Penetrating Sealer	0			
Aqua Mix Pro Solv	n/a			
Aqua Mix Same Day Grout Sealer	0			
Aqua Mix Seal & Finish Low Sheen	100			
Aqua Mix Sealer Application Kit	0			
Aqua Mix Sealer's Choice Gold	47			
Aqua Mix Stone Enhancer	n/a			
Aqua Mix Ultra Solv	n/a			

LEED Credit 4.1
 The response of "0" means that the product does not contain any VOCs.
 The response of n/a reflects that the product does not qualify for the specified LEED credit.

Information subject to change at any time. © Custom Building Products. LEED is a Registered Trademark of U.S. Green Building Council.



**CBP Manufacturing & Distribution Center —
Stockton, CA**

3525 Zephyr Court, Stockton, CA 95206



	Indoor Environmental Quality	Materials & Resources		
	LEED® Credit 4.1	LEED® Credits 4.1 & 4.2	LEED® Credits 5.1 & 5.2	
	Low VOC Emitting Materials (VOC grams/liter)	Recycled Content (% Post-Consumer Recycled Material)	Product Manufactured Regionally	Material Extracted/Processed Regionally
Care				
Aqua Mix Enrich 'N' Seal	n/a			
Aqua Mix Floor Shine & Hardener	n/a			
Aqua Mix Grout Sealer	0			
Aqua Mix High Gloss Sealer	140			
Aqua Mix Penetrating Sealer	0			
Aqua Mix Pro Solv	n/a			
Aqua Mix Same Day Grout Sealer	0			
Aqua Mix Seal & Finish Low Sheen	100			
Aqua Mix Sealer Application Kit	0			
Aqua Mix Sealer's Choice Gold	47			
Aqua Mix Stone Enhancer	n/a			
Aqua Mix Ultra Solv	n/a			


LEED Credit 4.1

The response of "0" means that the product does not contain any VOCs.

The response of n/a reflects that the product does not qualify for the specified LEED credit.

Information subject to change at any time. © Custom Building Products. LEED is a Registered Trademark of U.S. Green Building Council.



CBP Manufacturing & Distribution Center — Surrey BC, CN 12638 82nd Avenue, Surrey BC, Canada 	Indoor Environmental Quality	Materials & Resources		
	LEED® Credit 4.1	LEED® Credits 4.1 & 4.2	LEED® Credits 5.1 & 5.2	
	Low VOC Emitting Materials (VOC grams/liter)	Recycled Content (% Post-Consumer Recycled Material)	Product Manufactured Regionally	Material Extracted/Processed Regionally
Care				
Aqua Mix Enrich 'N' Seal	n/a			
Aqua Mix Floor Shine & Hardener	n/a			
Aqua Mix Grout Sealer	0			
Aqua Mix High Gloss Sealer	140			
Aqua Mix Penetrating Sealer	0			
Aqua Mix Pro Solv	n/a			
Aqua Mix Same Day Grout Sealer	0			
Aqua Mix Seal & Finish Low Sheen	100			
Aqua Mix Sealer Application Kit	0			
Aqua Mix Sealer's Choice Gold	47			
Aqua Mix Stone Enhancer	n/a			
Aqua Mix Ultra Solv	n/a			

LEED Credit 4.1
 The response of "0" means that the product does not contain any VOCs.
 The response of n/a reflects that the product does not qualify for the specified LEED credit.

Information subject to change at any time. © Custom Building Products. LEED is a Registered Trademark of U.S. Green Building Council.

Ideal Solutions For:

SEALERS

Natural stone, tile, and grout are durable surfaces. However, if not properly treated with a protective sealer, they are easily susceptible to staining. Sealers protect the surface by putting a stain resistant barrier between the contaminant and the stone, tile, and grout, allowing reaction time to clean the surface.

CLEANERS

Regular cleaning of a surface is important to preserve its beauty. However, general purpose cleaning products, especially those containing lemon, acid, bleach, or vinegar, can damage or etch the surface. Aqua Mix cleaners are specially formulated to provide the perfect cleaning solution for any stone, tile, and grout surface.

PROBLEM SOLVERS

Occasionally stone, tile, and grout need a specific solution to a difficult problem, whether it is a new or old installation. Removing a tough, deep-set stain, stripping old sealers and coatings, or cleaning up grout haze, will require the use of one of Aqua Mix's user-friendly problem solving products.

STONE RESTORATION

Bring back the life and beauty to dull, scratched, or etched, and neglected natural stone with Aqua Mix's stone restoration products.

COLORANT

No need to dig out and replace dirty and stained grout. Aqua Mix's grout colorant products are easy to apply. They clean, seal, restore, and recolor grout. They also help prevent future discoloring and stains and simplify ongoing maintenance.



CUSTOM[®]

Custom Building Products

Seal Beach, CA 90740

800-272-8786

custombuildingproducts.com

QUALITY PRODUCTS YOU CAN TRUST

Professional contractors understand their reputation depends on the lasting beauty and durability of each installation. That's why experts have been recommending Aqua Mix products to clean, protect, and beautify natural stone, tile, and grout for over 25 years.



AQUA MIX

Smarter Products.
Professional Results.